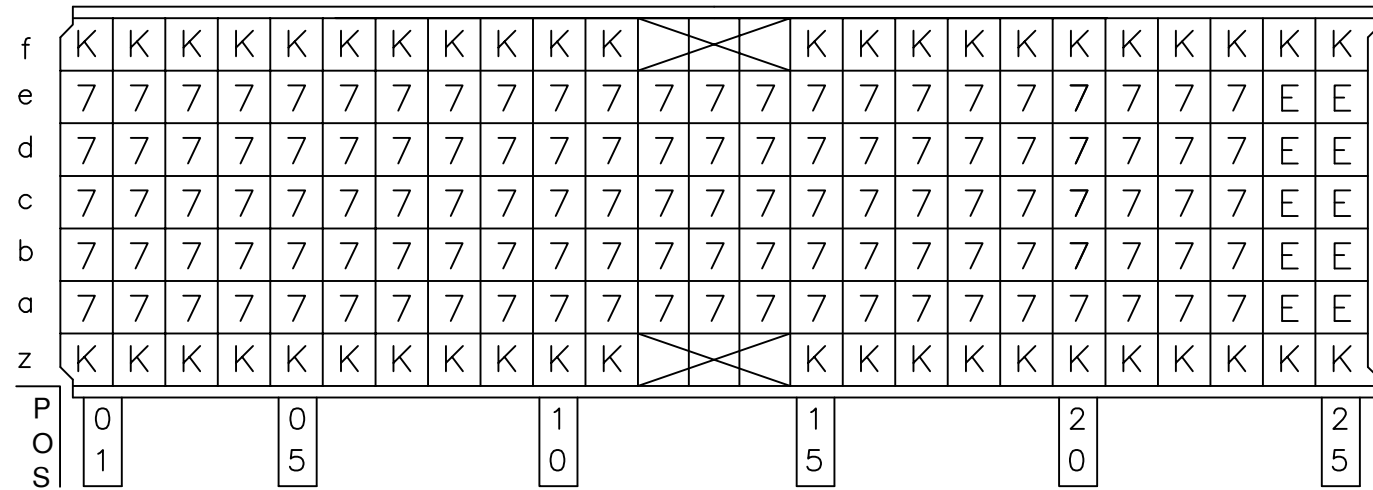
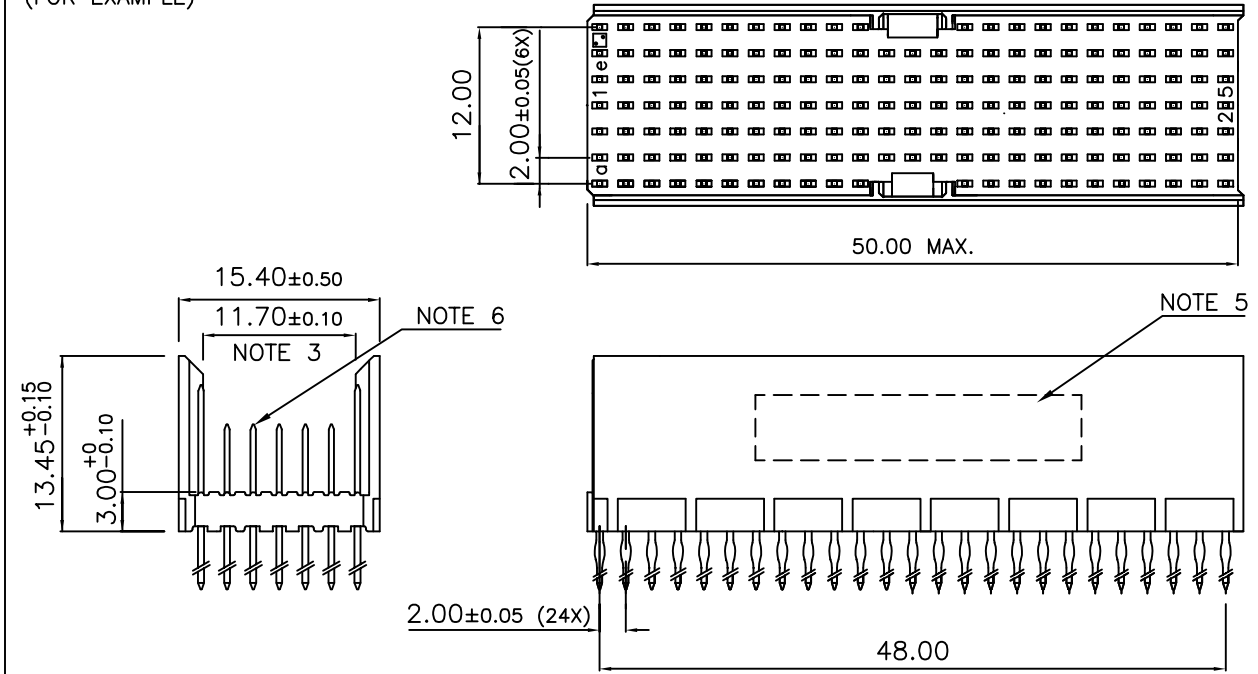


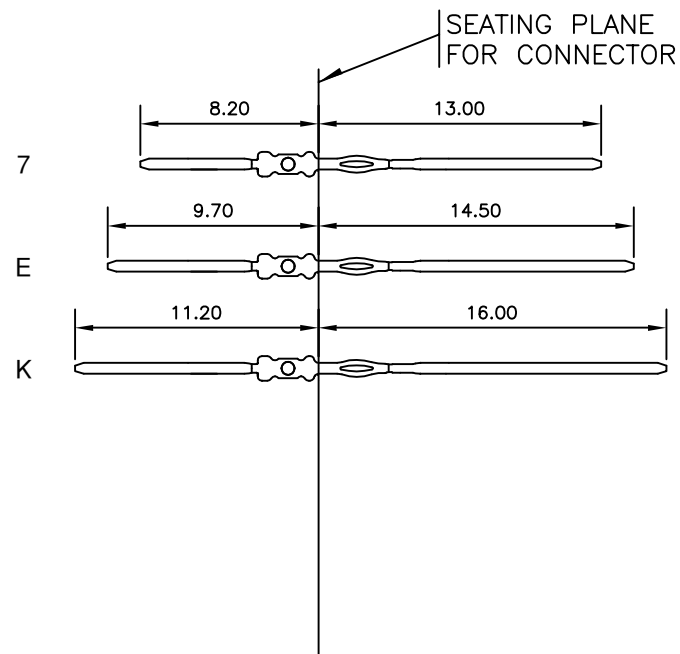
LOADING PATTERN MATING SIDE



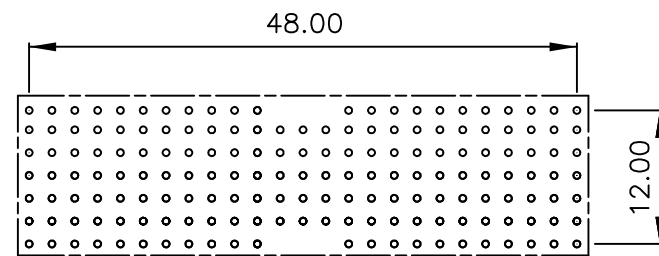
LOADED CONNECTOR ASSEMBLY (FOR EXAMPLE)



CONTACT OVERVIEW



LAY-OUT P.C.B.-HOLE



LEAD FREE INDICATOR : LF = LEAD FREE (DIGIT 15 & 16)

HM2P65PMJ3W4

PLATING CODE (DIGIT 13 AND 14) (REF DRW NO. BS,C , 201844 , 003)

NOTES

1. THIS PRODUCT IS CSA APPROVED.
2. THIS PRODUCT IS UL RECOGNIZED.
3. MEASURED AT THE BOTTOM.
4. MATERIAL CONTACT: PHOSPHORBRONZE
HOUSING: CREAM WHITE GLASS FILLED POLYESTER UL-94V0
5. CONNECTOR PRINTED WITH P/N AND DATE CODE.
6. FOR ACTUAL CONTACT LOADINGS, SEE LOADING PATTERN MATING SIDE.
7. SHAPE OF CONNECTOR HOUSING CAN ALTER DEPENDING ON PRODUCTION LOCATION
8. THE PRODUCT (LF) MEETS EUROPEAN UNION DIRECTIVES AND OTHER COUNTRY REGULATIONS AS DESCRIBED IN GS-22-008
9. FOR RECOMMENDED PTH DIMENSIONS REFER DRAWING : BS, A , 201572 , 001

CATALOG NO: HM2P65PMJ3W4----

mat'l. code SEE NOTE 4				surface ISO 1302 ✓	tolerance ISO 406 ISO 1101	projection 	product family MLLIPACS	
ltr	ecn no	dr	date	tolerances unless otherwise specified		MM 	title MPACS 5+2R STR HDR PF CONN TYPE AB	
A	I07-0041	MNI	2007-03-22	angles 0°±1°	linear .0±0.2 .00±0.1			
				dr	MNI K VANDANATH	2007-03-22	FCI dwg no sheet 1 of 1 size BS, C ,203028, 760 A3 type Product Customer Drawing	
				engr	BIJU K PAUL	2007-03-22		
				chr	BIJU K PAUL	2007-03-22		
				appd	BIJU K PAUL	2007-03-22		
sheet index	revision sheet	A	1					