

**Manual
Wire Stripper**



**Application Tooling
Specification Sheet**



Order No. 63817-1200

FEATURES

- Stripping cassettes are available for stripping multiple wire sizes in one tool
- Provides the widest stripping capacity of any tool of its type in the industry, which will reduce overall tooling investments and provide production flexibility
- Designed with fine adjustability to ensure that thin insulations can be stripped without damage to conductors
- Built-in wire cutter

DESCRIPTION

This wire stripper is designed for conduit wire, flex power cable, equipment wire and flat phone cable. Wire range is 10.00-0.05 mm² (8-34 AWG) in diameter and insulation thickness 1.00mm (.040") maximum.

This cutting and stripping tool has easily interchangeable multiple stripping cassettes that enable precision stripping of a wide range of insulations from PVC to PTFE with just one tool. Although the tool is self-adjusting, 90% of wires can be stripped without adjusting the tool. Lightweight and ergonomically designed, this tool is qualified for high-volume production and portable field usage.

SPECIFICATIONS

Stripping dimension: 1.00mm (.040") maximum thick insulation

Cables: Power cable, multi-conductor control, fiber optic and copper trunk cables

Cable Types: Conduit wire, flex power cable, equipment wire and flat phone cable

Wire Range: 10.00-0.05 mm² (8-34 AWG)

Cycle Life: 150,000 + (on handle) cycle life

Mechanical Dimensions

Length: 108 mm (4.3")

Height: 174 mm (6.9")

Weight: 136 g (4.8oz)

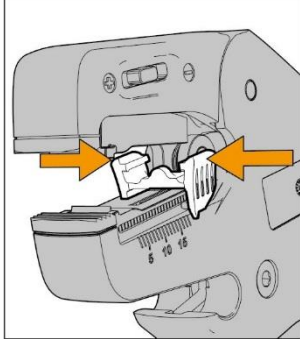
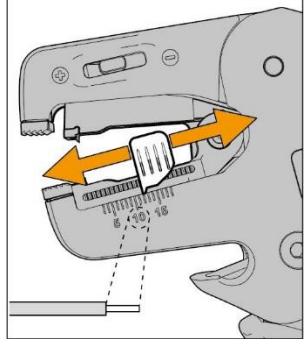
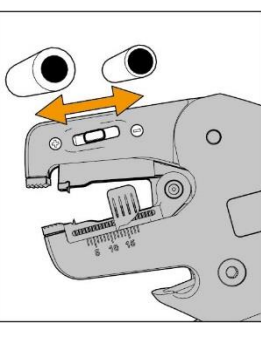
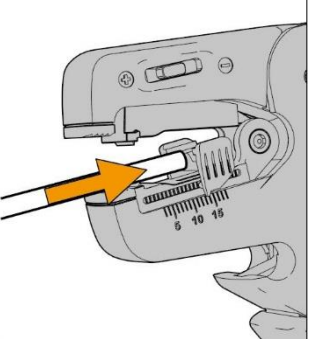
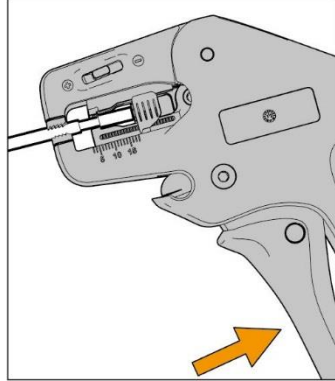
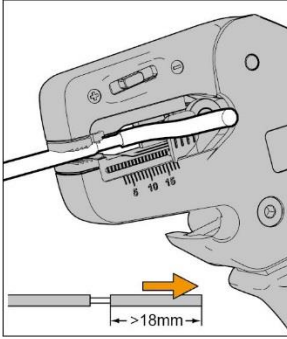
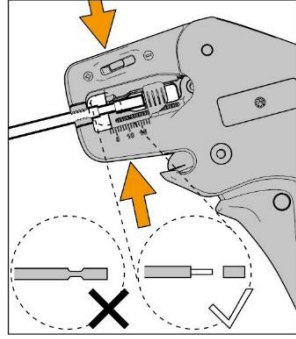
	WARNING
	<p>Do not strip live circuits! Danger of electric shock.</p>
	<p>Wear safety glasses to avoid eye injury</p>

WARNING: Make sure the cable is disconnected from any power supply.

OPERATION

Follow the steps below for stripping the wire or cable:

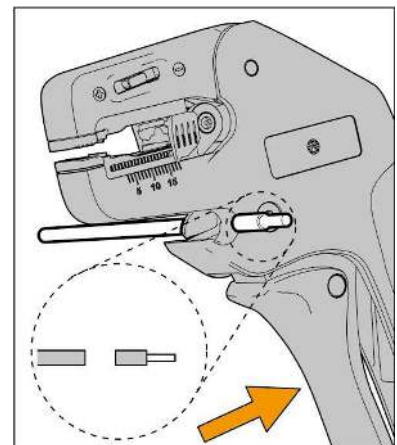
CAUTION: Always keep hands and fingers out of the cutting area!

			
<p>1. Squeeze the sides of the wire stop to adjust the strip length.</p>	<p>2. Position the wire stop to the strip length desired.</p>	<p>3. Adjust the stripping blades for the insulation thickness.</p>	<p>4. Place the wire against the wire stop.</p>
			
<p>5. Squeeze the tool handles together to strip the wire.</p>	<p>6. For strip lengths over 18mm, move the wire stop all the way to the back and bend the excess wire outside the tool.</p>	<p>7. Squeeze the tool handles together to strip the wire.</p>	

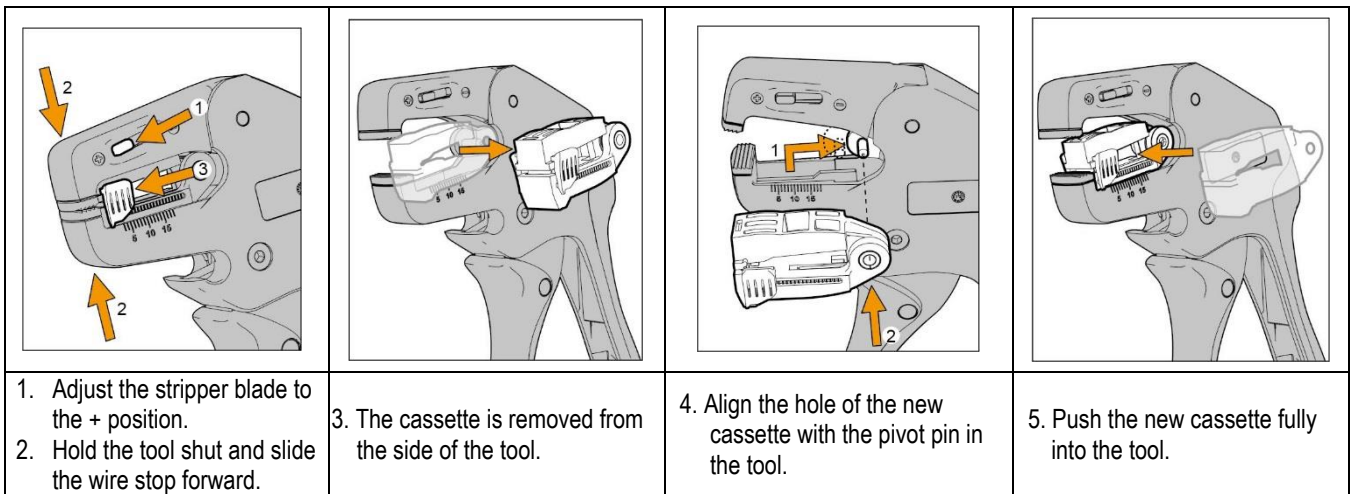
Wire Cutting Function

1. Place the wire in the opening of the cutter.
2. Squeeze the tool handles together to cut the wire.

WARNING:
For Wire Cutter Only
 Do not use this tool to cut hardened objects.



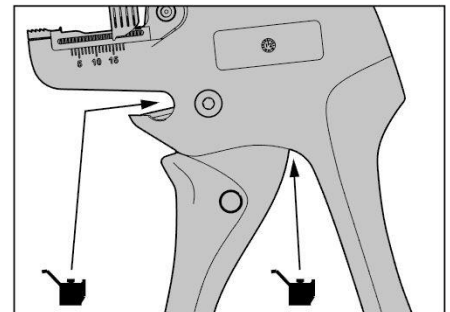
Follow the steps below for changing the stripping cassette:



Maintenance

It is recommended that each operator of the tool be made aware of and responsible for the following maintenance steps:

1. Remove dust, moisture and other debris with a clean brush or a soft, lint-free cloth.
2. Do not use any abrasive materials that could damage the tool.
3. Lubricate every 10,000 cycles.
4. Make sure the blade is cleaned of debris.
5. When the tool is not in use, store it in a clean, dry area.



Warranty

This tool is for stripping and cutting electrical cable only. All tools are warranted to be free of manufacturing defects for a period of 30 days. Should such a defect occur, the tool will be exchanged free of charge. This exchange will not be applicable to altered, misused or damaged tools. This tool is designed for hand use only. Any alteration to the tool voids this warranty.

ORDERING INFORMATION

Order No.	Description	Notes
63817-1200	Complete Manual Wire Stripping Tool with "V" Blade	◆
63817-0070	Straight Blade Replacement Cassette 8-34 AWG	Used with PVC Insulation
63817-0071	"V" Blade Replacement Cassette 12-28 AWG	Used with PTFE Insulation
63817-0072	Straight Blade Replacement Cassette 5-10 AWG	Used with PVC Insulation
◆ This tool comes complete with the "V" blade. To use the straight blade, order the complete tool with "V" blade (63817-1200) plus the straight blade (63817-0070), and replace the stripping cassette.		

Application Tooling Support

Phone: +1-402-458-TOOL (8665)
E-Mail: applicationtooling@molex.com
Website: www.molex.com/applicationtooling

Molex is a registered trademark of Molex, LLC in the United States of America and may be registered in other countries; all other trademarks listed herein belong to their respective owners.