

5

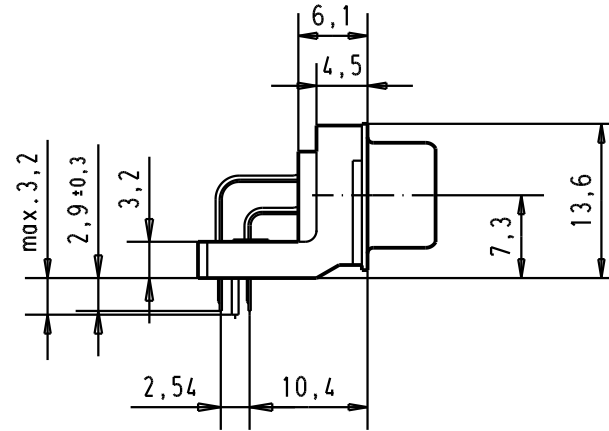
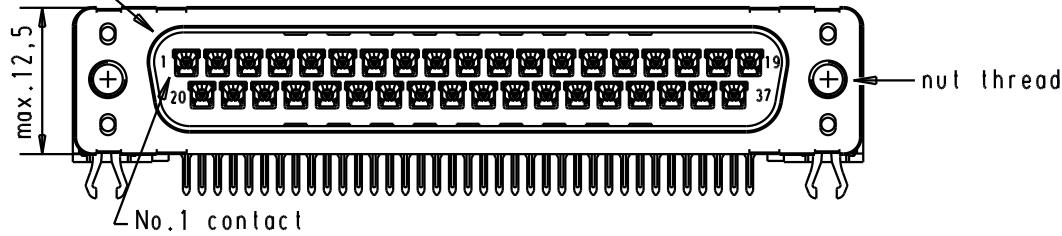
4

3

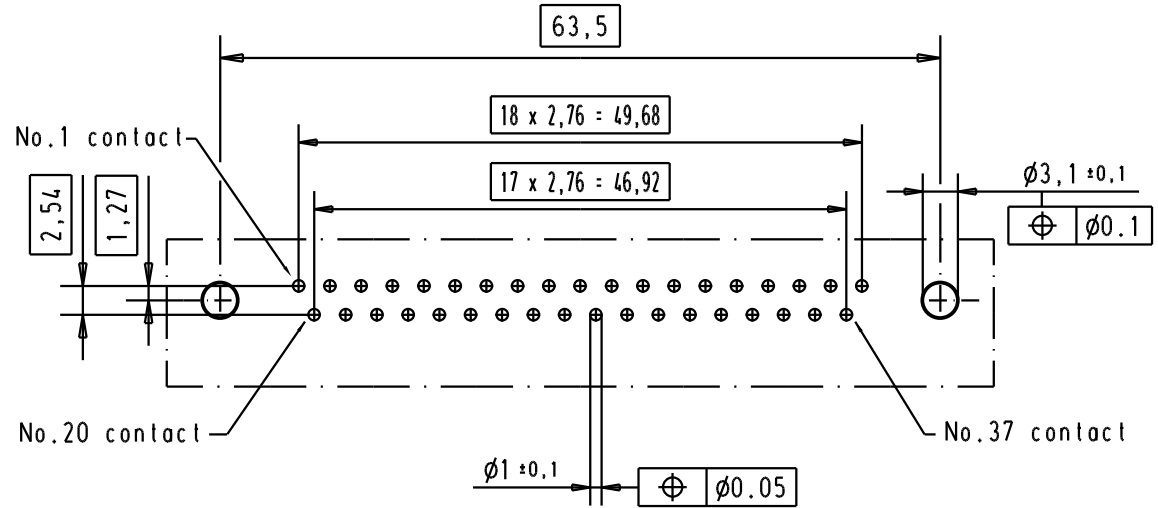
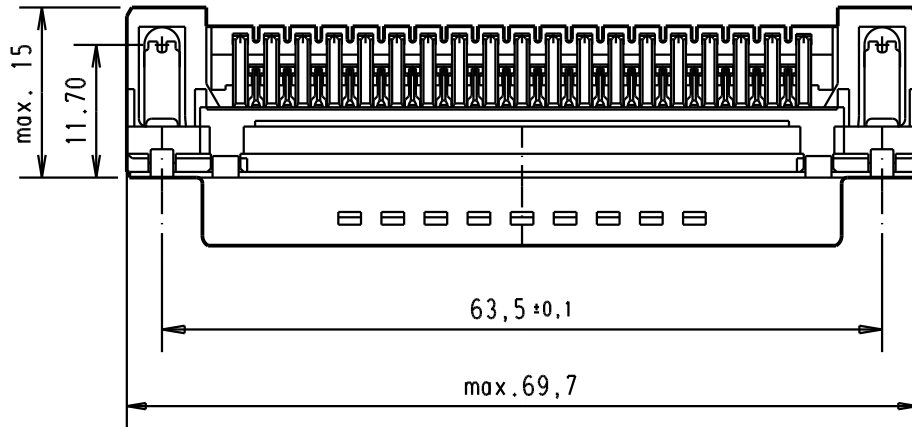
2

1



Mating face according to : MIL-C-24308 / DIN 41652 / CECC 75301-802



PCB layout hole component side



Connector retention and insertion forces on the PCB = 25 / 80 newtons

A	09 65 462 3811		M3	1							 All Dim. in mm Orig. Size DIN A 4	D-Sub, male, standard angle, 37 poles, with solder pin, nut and grounding board lock.	Maßstab/ Scale 1.5:1
	Part number	Nut thread	Performance level	Mod.	Dat.	Name	Dat.	Name					
	09 65 462 6811	M3		2			Detail.	15/dec/00	ALSPACE				
	09 65 462 7811	M3		3	31892	22/04/04	JH	Insp.					
	09 65 462 3812	4-40 UNC		1	31084	04/09/02	YT	Stand.					
	09 65 462 6812	4-40 UNC		2	29689	03/07/01	AA						
	09 65 462 7812	4-40 UNC		3	27960	15/dec/00	ALSPACE						
	Part number		Nut thread	Performance level	Mod.	Dat.	Name	HARTING EURL F-95972 Paris			TB 0965462x81x Sub.		Blatt/ Page 5