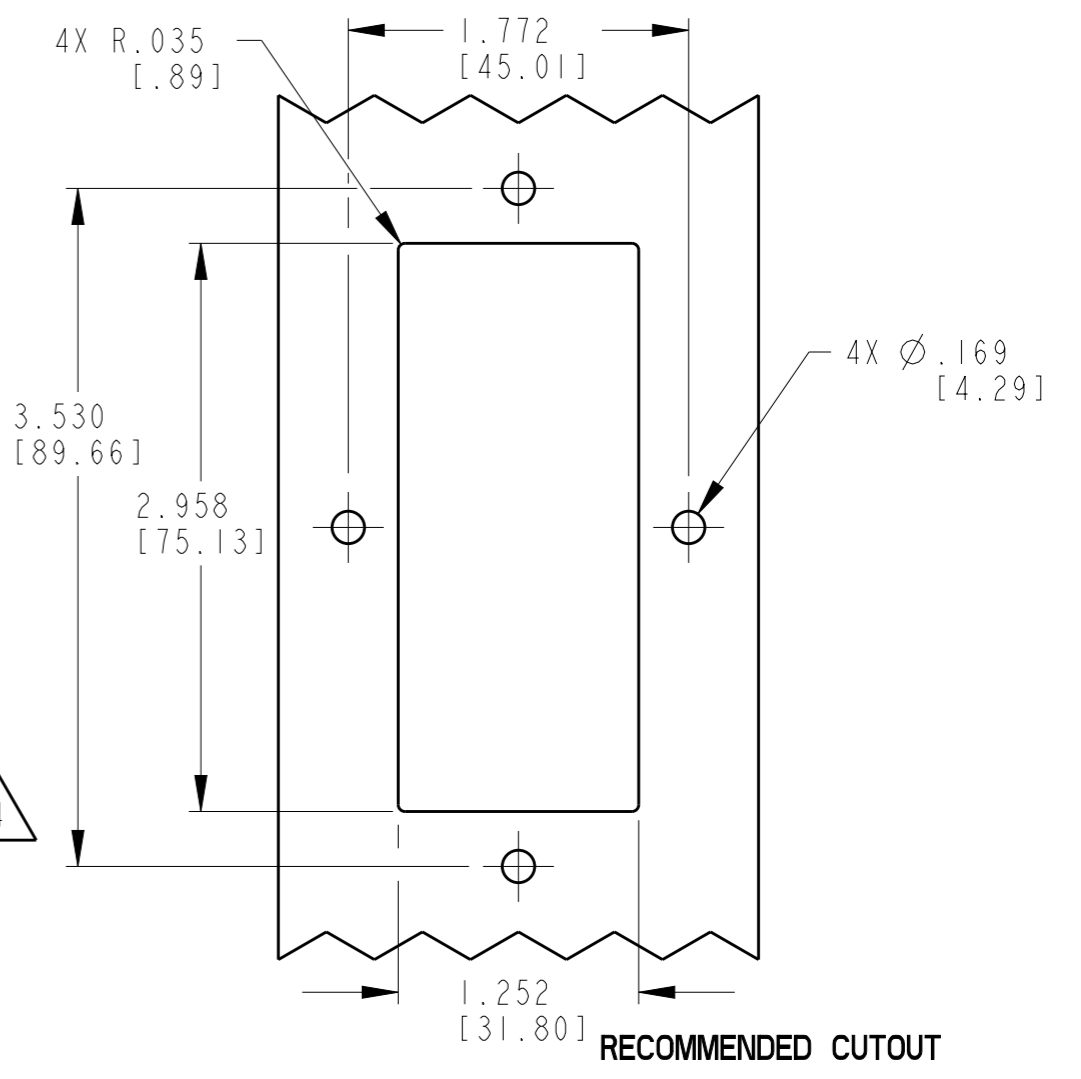
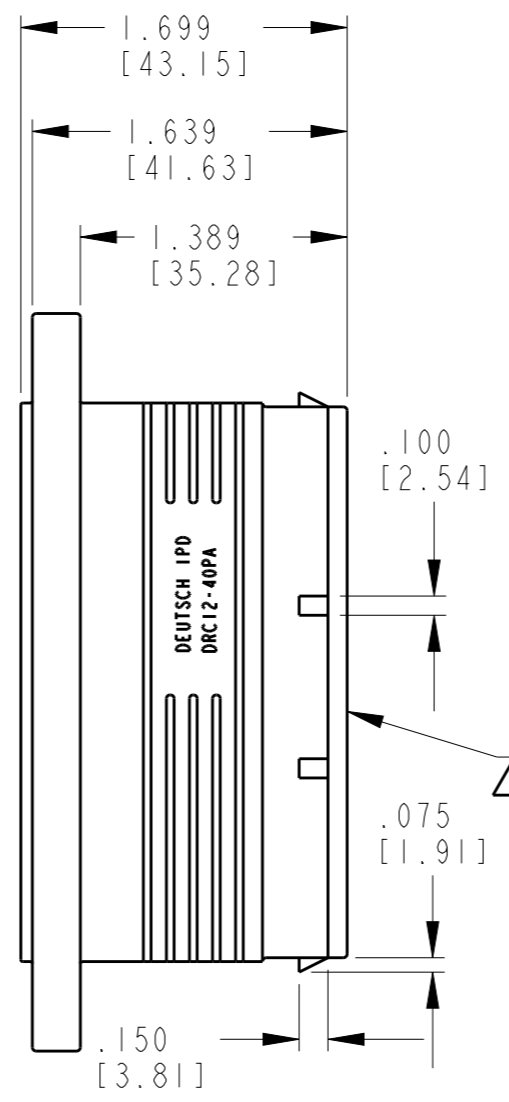
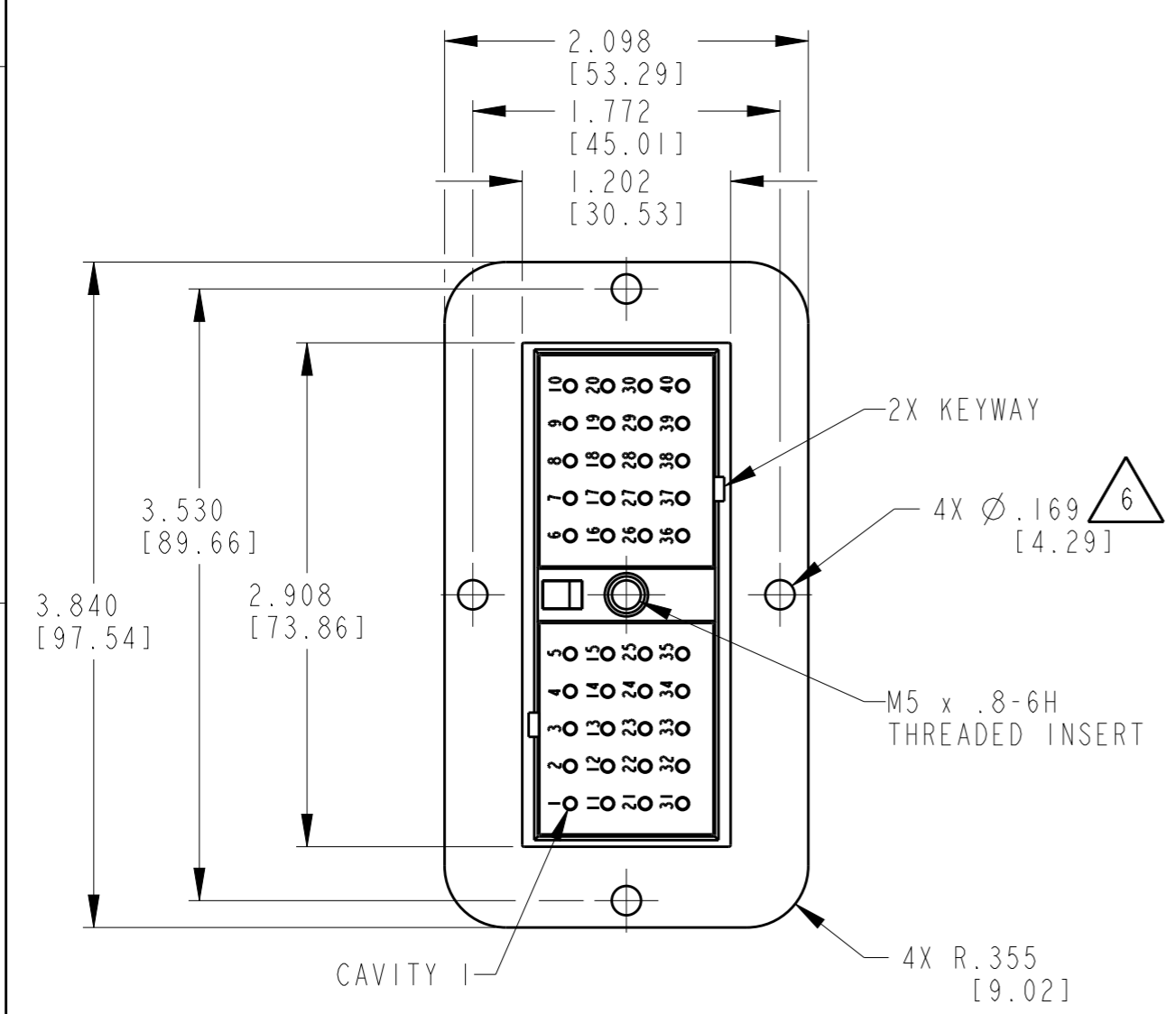


THIS DRAWING IS UNPUBLISHED. RELEASED FOR PUBLICATION 2017
 © COPYRIGHT 2017 BY - TE CONNECTIVITY ALL RIGHTS RESERVED.

REVISIONS					
P	LTR	DESCRIPTION	DATE	DWN	APVD
	E	REVISED PER PCN E-17-013222	06JUN2017	CM	DM

SEAL TYPE	CONTACT SIZE	MIN. INSUL. OD [mm]	MAX. INSUL. OD [mm]	WIRE RANGE [mm ²] REF ONLY
4	NORMAL	.100 [2.540]	.134 [3.404]	14-20 AWG [2.0-.50]
E	E	.053 [1.346]	.120 [3.048]	14-20 AWG [2.0-.50]



TE INTERNAL PN	DEUTSCH PN
DRC12-40PA	DRC12-40PA
DRC12-40PAE	DRC12-40PAE

- 4. WHEN X = E: MARK LETTER "E" ON WELD CAP IDENTIFIES "E" WIRE SEAL.
- 3. THIS RECEPTACLE MATES WITH DRC16-40S-XXXX; DRC18-40SA-XXXX PLUGS. (XXXX= ALL MODIFICATIONS) CONSULT FACTORY FOR MODS.

- 6. RECOMMENDED SCREW: 8-32 [M4]. TORQUE: 20-25 IN-LB [2.26-2.82 Nm].
- 5. MATERIAL: HOUSING: PLASTIC; GROMMET: RUBBER; INSERT: STEEL.

- 2. FOR CONTACT AND WIRE PERFORMANCE AND APPLICATION CHARACTERISTICS, SEE DRAWING 0425-015-0000.
 - 1. RECEPTACLE IS SUPPLIED WITH DUST CAP (NOT SHOWN).
- NOTES:

THIS DRAWING IS A CONTROLLED DOCUMENT.		DWN 09AUG1999 D. MEYER	TE Connectivity	
DIMENSIONS: INCHES [mm]		CHK 26SEP2011 D. HASIBUAN		
TOLERANCES UNLESS OTHERWISE SPECIFIED:		APVD 27OCT2011 D. MEYER	NAME RECEPTACLE, FLANGED 40 SIZE 16 DRC SERIES KEY ARRANGEMENT -A-	
0 PLC ±		PRODUCT SPEC -	SIZE A3	
1 PLC ±		APPLICATION SPEC -	CAGE CODE 4AFU8	DRAWING NO. DRC12-40PAX
2 PLC ±		WEIGHT -	RESTRICTED TO -	
3 PLC ±.025 [.635]		CUSTOMER DRAWING	SCALE 1:1	SHEET 1 OF 1
4 PLC ±				REV E
ANGLES ±0°30'0"				
FINISH -				