




| S1 FORM B SERIES

UL APPROVED* MINIATURE SIL REED RELAY WITH FORM B (N/C) CONTACTS



The S1 Form B series is a miniature high voltage single-in-line reed relay for applications where space saving is a prime consideration, with normally closed contacts.

The coil pins are positioned near the center of the relay while the contact pins are near the ends to give improved isolation between the high voltage contacts and the low voltage coil.

Features

- Single-in-line package
- 1.5kV Isolation Voltage across contacts
- 1.3A carry current
- Up to 1000V switching voltage

Custom versions can be made for particular applications. Please contact Sensata with your requirements.

Please refer to this document for circuit design notes:

<https://www.cynergy3.com/blog/reed-relay-application-notes>



SPECIFICATIONS

Contact	Condition			
Switch Action		SPST (Form B)		
Material		Rhodium		
Isolation Across Contacts	kV DC or AC peak	1.5		
Switching Power Max.	W	10		
Switching Voltage Max.	V DC	1000		
Switching Current Max.	A DC	0.5		
Carry Current Max	A DC	1.3		
Capacitance Across Contacts	pF coil to screen grounded	0.2		
Contact Resistance	mΩ max	120		
Insulation Resistance	Ω min (typical)	10 ¹²		
Coil (at 20°C)		5V coil	12V coil	24V coil
Must Operate Voltage	V DC	3.75	9	18
Must Release Voltage	V DC	0.5	1.2	2.4
Resistance	Ω (± 10%)	780	2000	3000

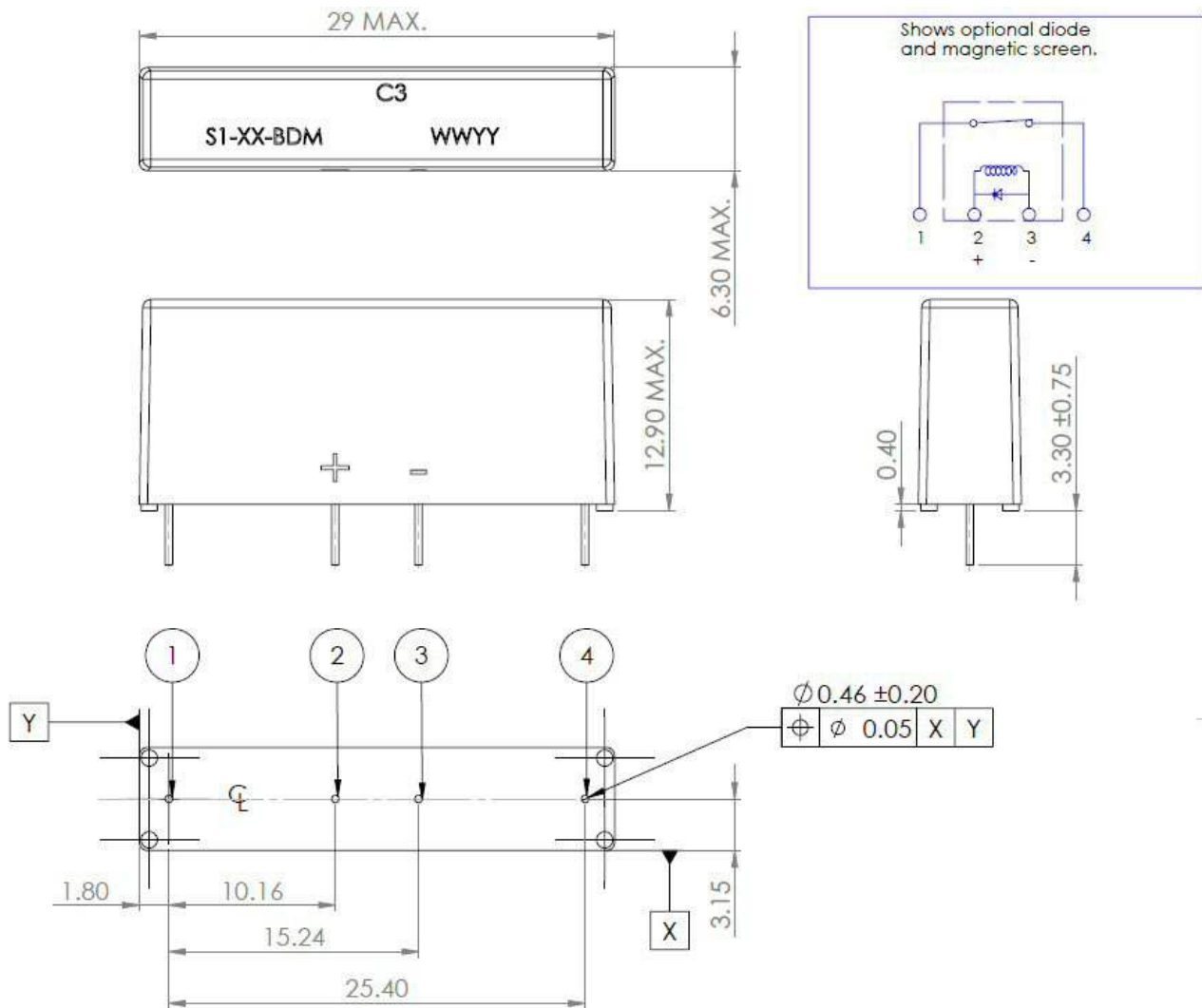
Note. The operate / release voltage and coil resistance will change at a rate of 0.4% per degree C. Values are stated at room temperature (20 degrees C)

Relay	Condition	
Isolation Contact/Coil	kV DC	1.5
Environmental Conditions		
Operating Temperature Range	°C	-40 to +85
Storage Temperature Range	°C	-40 to +100
Shock - EN60068-2-27 11ms Half sine 50g. MIL-STD-202G Method 213B, Test condition A.		
Vibration - EN60068-2-6 Sine vibration 20g peak 10Hz to 2000Hz. MIL-STD-202G Method 204D, Test condition D.		



DIMENSIONS

All dimensions are in millimeters.



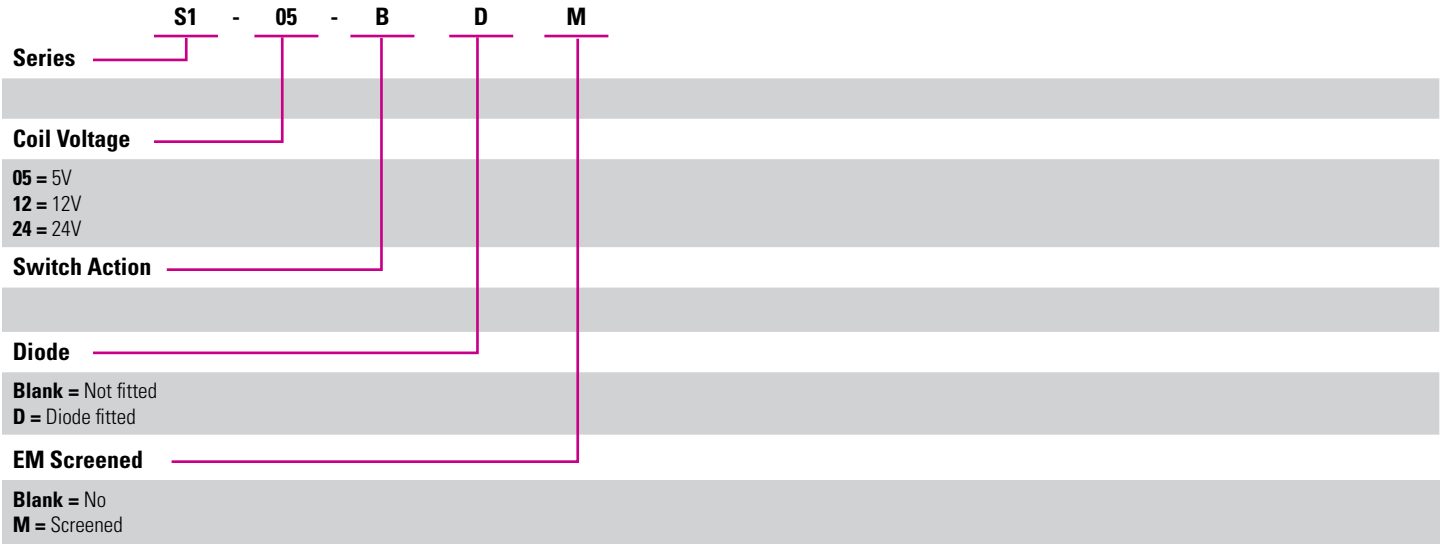
*Consult factory for UL ratings

These products have been UL approved for use as per pollution degree 2 classification. If you require further information as to how this may affect product usage, please contact c3w_sales@sensata.com



ORDERING OPTIONS

Example : S1-05-BDM



Made in the UK

Sensata Technologies, Inc. ("Sensata") data sheets are solely intended to assist designers ("Buyers") who are developing systems that incorporate Sensata products (also referred to herein as "components"). Buyer understands and agrees that Buyer remains responsible for using its independent analysis, evaluation and judgment in designing Buyer's systems and products. Sensata data sheets have been created using standard laboratory conditions and engineering practices. Sensata has not conducted any testing other than that specifically described in the published documentation for a particular data sheet. Sensata may make corrections, enhancements, improvements and other changes to its data sheets or components without notice.

Buyers are authorized to use Sensata data sheets with the Sensata component(s) identified in each particular data sheet. HOWEVER, NO OTHER LICENSE, EXPRESS OR IMPLIED, BY ESTOPPEL OR OTHERWISE TO ANY OTHER SENSATA INTELLECTUAL PROPERTY RIGHT, AND NO LICENSE TO ANY THIRD PARTY TECHNOLOGY OR INTELLECTUAL PROPERTY RIGHT, IS GRANTED HEREIN. SENSATA DATA SHEETS ARE PROVIDED "AS IS". SENSATA MAKES NO WARRANTIES OR REPRESENTATIONS WITH REGARD TO THE DATA SHEETS OR USE OF THE DATA SHEETS, EXPRESS, IMPLIED OR STATUTORY, INCLUDING ACCURACY OR COMPLETENESS. SENSATA DISCLAIMS ANY WARRANTY OF TITLE AND ANY IMPLIED WARRANTIES OF MERCHANTABILITY, FITNESS FOR A PARTICULAR PURPOSE, QUIET ENJOYMENT, QUIET POSSESSION, AND NON-INFRINGEMENT OF ANY THIRD PARTY INTELLECTUAL PROPERTY RIGHTS WITH REGARD TO SENSATA DATA SHEETS OR USE THEREOF.

All products are sold subject to Sensata's terms and conditions of sale supplied at www.sensata.com SENSATA ASSUMES NO LIABILITY FOR APPLICATIONS ASSISTANCE OR THE DESIGN OF BUYERS' PRODUCTS. BUYER ACKNOWLEDGES AND AGREES THAT IT IS SOLELY RESPONSIBLE FOR COMPLIANCE WITH ALL LEGAL, REGULATORY AND SAFETY-RELATED REQUIREMENTS CONCERNING ITS PRODUCTS, AND ANY USE OF SENSATA COMPONENTS IN ITS APPLICATIONS, NOTWITHSTANDING ANY APPLICATIONS-RELATED INFORMATION OR SUPPORT THAT MAY BE PROVIDED BY SENSATA.

Mailing Address: Sensata Technologies, Inc., 529 Pleasant Street, Attleboro, MA 02703, USA.

CONTACT US

+44 (0)1202 897969
 c3w_sales@sensata.com
 Cynergy3 Components Ltd.
 7 Cobham Road,
 Ferndown Industrial Estate,
 Wimborne, Dorset,
 BH21 7PE, United Kingdom