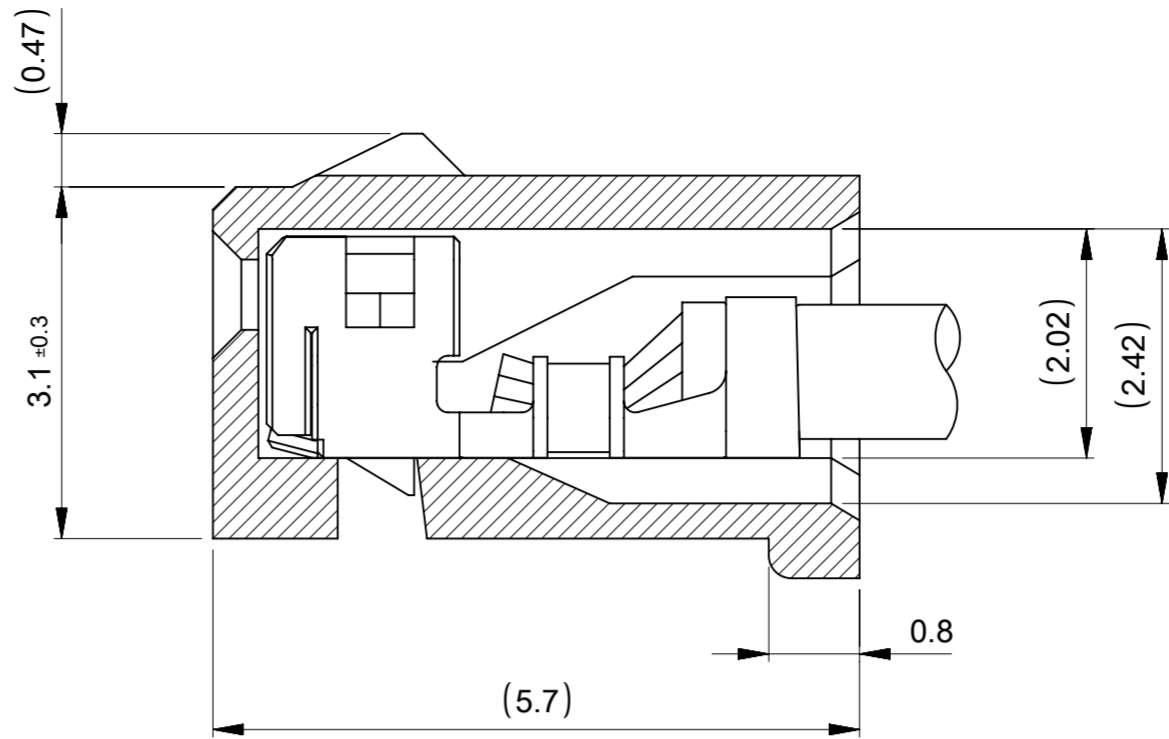


回路1表示
CIRCUIT 1 MARK

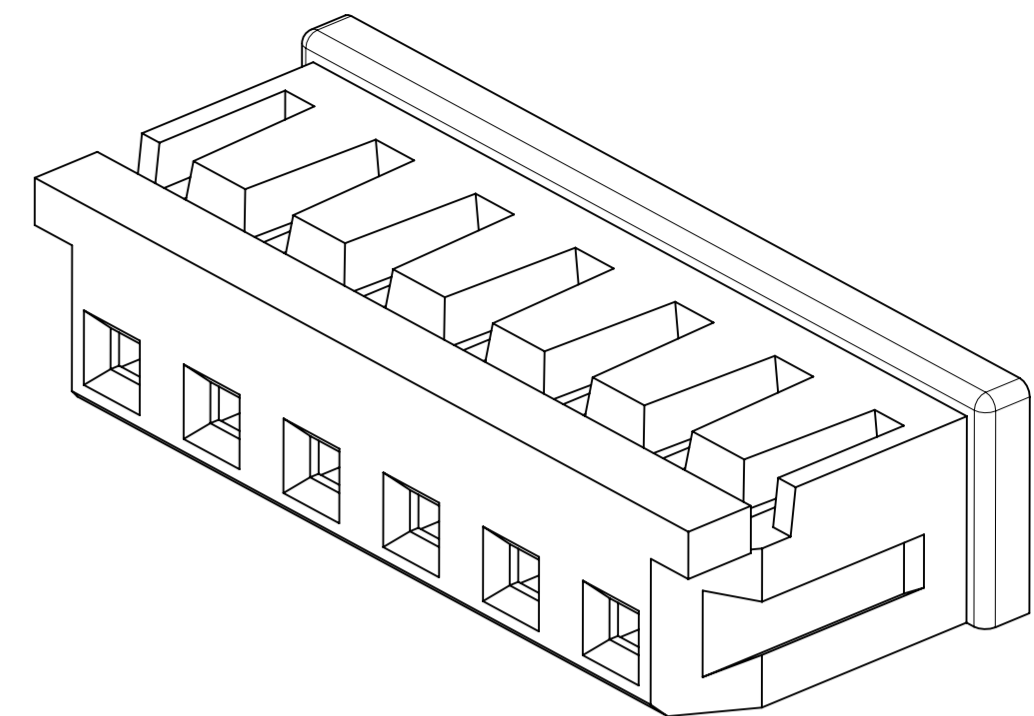
③
トレードマーク
TRADE MARK

CIRCUIT 1

CIRCUIT N



ターミナル装着状態図
TERMINAL ASSEMBLY DRAWING

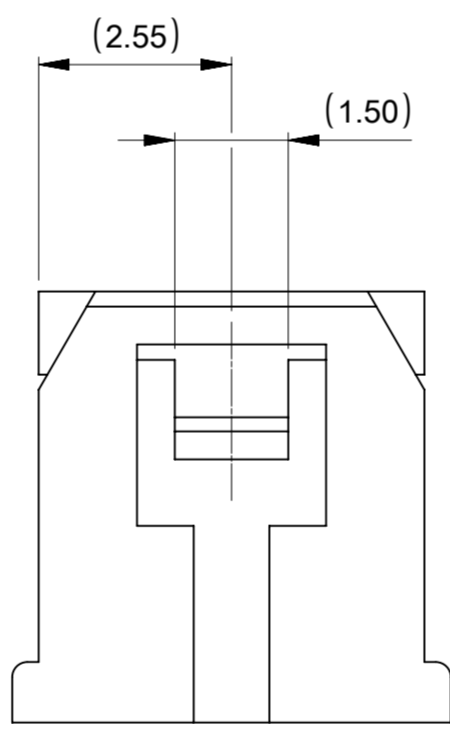
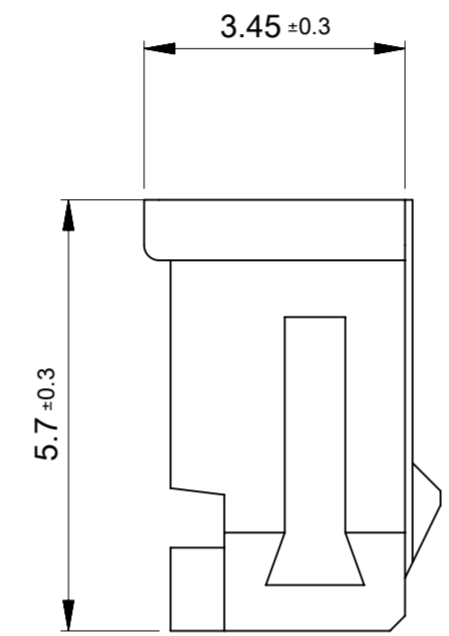


NOTES

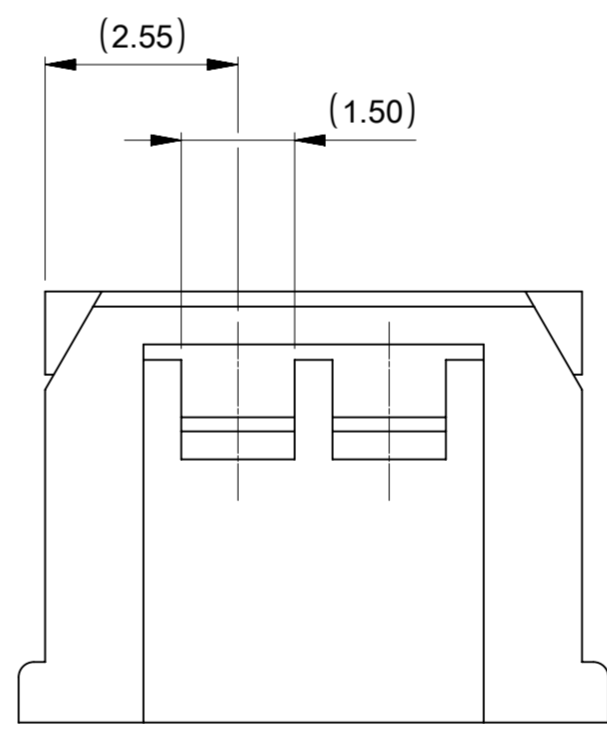
- ① 材質 : TABLE 1
MATERIAL : TABLE 1
- ② 適合製品及び各種仕様書はSHEET 2 をご参考ください。
PLEASE REFER TO SHEET 2 FOR APPLICABLE PRODUCTS AND VARIOUS SPECIFICATIONS.
- ③ トレードマーク : Mプラス1~2文字のアルファベットにて構成。
但し、"J"はJAPANを示す。(例: MXJ)
TRADE MARK: FORMED BY M AND THE NEXT 1~2 MORE LETTERS OF ALPHABET.
WHEN "J" MEANS JAPAN. (e.g. MXJ)
- ④ オーダー番号 ORDER NO
51065**0*

色番号 COLOR CODE	
0	ナチュラル(白) NATURAL (WHITE)
1	黒 BLACK

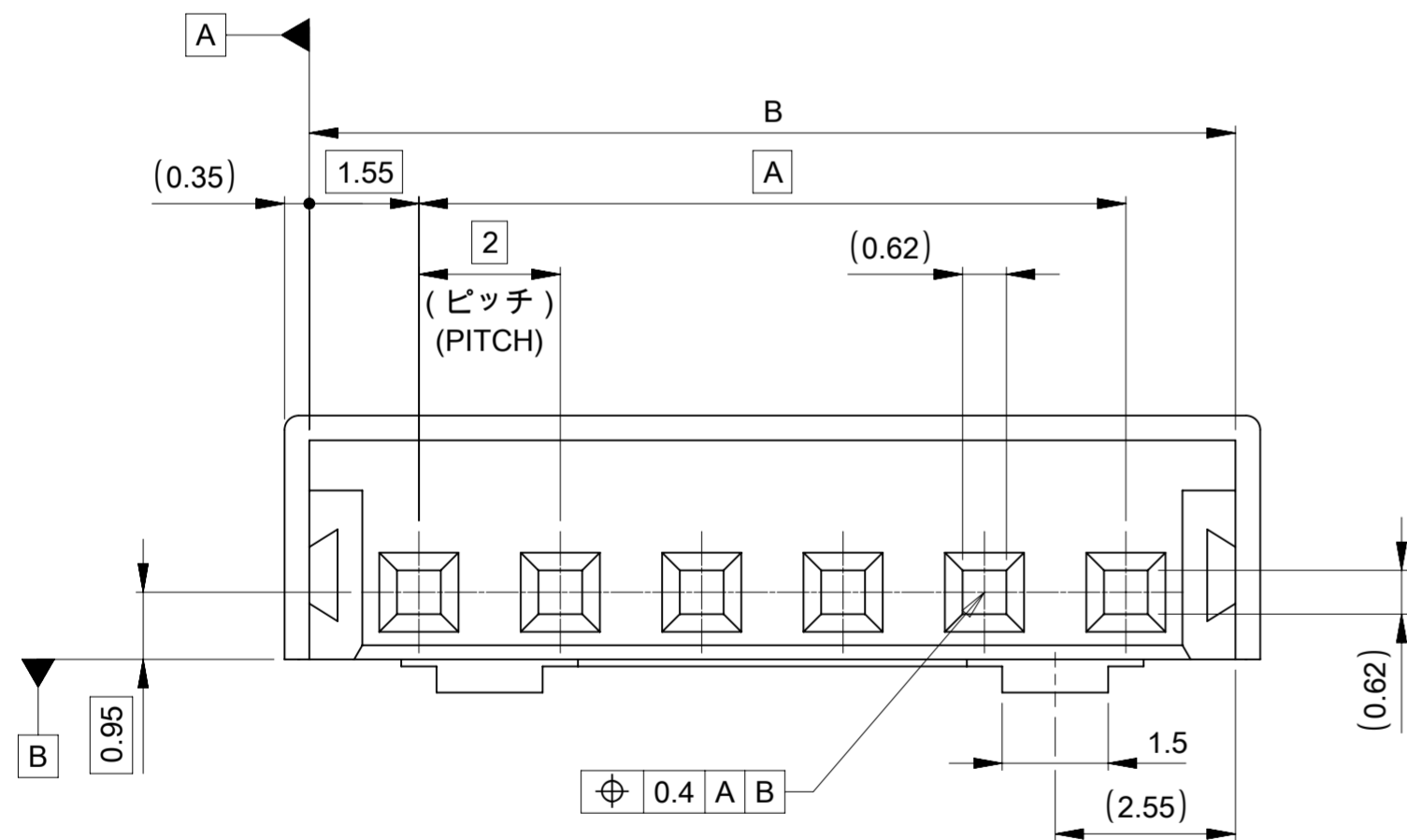
極数
CKT SIZE



2極の場合
FOR 2 CKT



3極の場合
FOR 3 CKT



NOM	TOL	NOM	TOL	NOM	色 COLOR		極数 CIRCUITS
31.8	±0.30	31.1	±0.30	28	//	510651500	15
29.8		29.1		26		510651400	14
27.8		27.1		24		510651300	13
25.8		25.1		22		510651200	12
23.8		23.1		20		510651100	11
21.8		21.1		18		510651000	10
19.8	±0.25	19.1	±0.25	16		510650900	9
17.8		17.1		14		510650800	8
15.8		15.1		12		510650700	7
13.8		13.1		10		510650600	6
11.8		11.1		8	510650500	5	
9.8		9.1		6	510650400	4	
7.8	±0.20	7.1	±0.20	4	510650300	3	
5.8		5.1		2	510650201	510650200	2
					黒 BLACK	ナチュラル(白) NATURAL (WHITE)	
					色 COLOR		
					④ オーダー番号 ORDER NO		
					梱包形態: ポリ袋 PACKAGING: POLYBAG		

THIS DRAWING CONTAINS INFORMATION THAT IS PROPRIETARY TO MOLEX ELECTRONIC TECHNOLOGIES, LLC AND SHOULD NOT BE USED WITHOUT WRITTEN PERMISSION

DIMENSION UNITS	SCALE	CURRENT REV DESC: REVISED	
mm	NTS		
GENERAL TOLERANCES (UNLESS SPECIFIED)			
ANGULAR TOL	± 3.0°	EC NO: 660008	
4 PLACES	± 0.2	DRWN: HHUSSIN	2021/05/31
3 PLACES	± 0.2	CHK'D: SAKIYAMA	2021/06/02
2 PLACES	± 0.2	APPR: KOMURAKAMI	2021/06/02
1 PLACE	± 0.2	INITIAL REVISION:	
0 PLACES	± 0.2	DRWN: HHUSSIN	2019/10/23
DRAFT WHERE APPLICABLE MUST REMAIN WITHIN DIMENSIONS		APPR: KOMURAKAMI	2020/05/01
THIRD ANGLE PROJECTION		DRAWING	SERIES
		A2-SIZE	51065
		MATERIAL NUMBER	CUSTOMER
		SEE CHART	GENERAL
		DOCUMENT NUMBER	DOC TYPE DOC PART REVISION
		510650000-SD	PSD 000 C
		SHEET NUMBER	
		1 OF 2	

① TABLE 1

部品 PART	材質 MATERIAL
ハウジング HOUSING	POLYESTER (PBT), UL94V-0 COLOR: SEE CHART

△ 適合製品及び各種仕様書
 APPLICABLE PRODUCTS AND VARIOUS SPECIFICATIONS

梱包仕様書 PACKING SPECIFICATION	PART NUMBER		SPECIFICATION NUMBER			
	51065**0*		SPK-51065-001			
適合端子 APPLICABLE TERMINAL	PART NUMBER		PLATING TYPE		WIRE SIZE (AWG)	
	502128*00		TIN		#24-30	
	503728*00				#22-26	
593548081		GOLD		#24-28		
適合嵌合相手 MATE WITH	THROUGH HOLE					
	TIN PLATING			GOLD PLATING		
	VERTICAL	RIGHT ANGLE		VERTICAL		
シリーズ番号 SERIES NO	53253	53254		502603		
製品仕様書 PRODUCT SPECIFICATION	510650000-PS/PS/000			510650001-PS/PS/000		

製品嵌合図は各"適合嵌合相手"図面参照のこと
 MATING VIEW : REFER TO EACH "MATE WITH" PART DRAWING

THIS DRAWING CONTAINS INFORMATION THAT IS PROPRIETARY TO MOLEX ELECTRONIC TECHNOLOGIES, LLC AND SHOULD NOT BE USED WITHOUT WRITTEN PERMISSION										
DIMENSION UNITS	SCALE	CURRENT REV DESC: REVISED				molex				
mm	NTS									
GENERAL TOLERANCES (UNLESS SPECIFIED)		EC NO: 660008 DRWN: HHUSSIN 2021/05/31 CHK'D: SAKIYAMA 2021/06/02 APPR: KOMURAKAMI 2021/06/02 INITIAL REVISION: DRWN: HHUSSIN 2019/10/23 APPR: KOMURAKAMI 2020/05/01				MICRO-LATCH 2.0 WTB RECEPTACLE HOUSING				
ANGULAR TOL ± 3.0°						PRODUCT CUSTOMER DRAWING				
4 PLACES ± 0.2						DOCUMENT NUMBER		DOC TYPE	DOC PART	REVISION
3 PLACES ± 0.2						510650000-SD		PSD	000	C
2 PLACES ± 0.2						MATERIAL NUMBER		CUSTOMER		SHEET NUMBER
1 PLACE ± 0.2						SEE CHART		GENERAL		2 OF 2
0 PLACES ± 0.2		DRAWING		SERIES	MATERIAL NUMBER		CUSTOMER		SHEET NUMBER	
DRAFT WHERE APPLICABLE MUST REMAIN WITHIN DIMENSIONS		THIRD ANGLE PROJECTION	DRAWING	SERIES	MATERIAL NUMBER		CUSTOMER		SHEET NUMBER	
			A2-SIZE	51065	SEE CHART		GENERAL		2 OF 2	