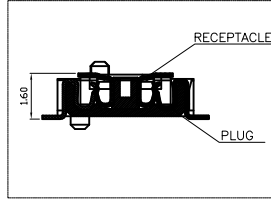
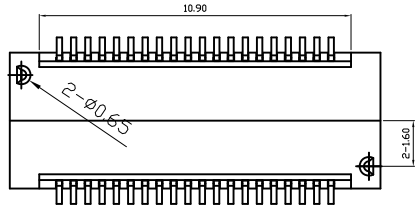
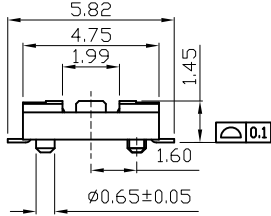
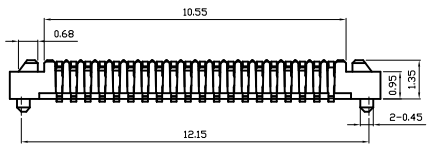
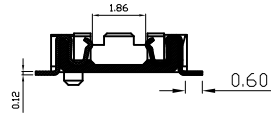
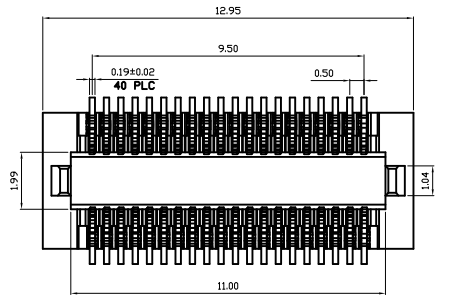


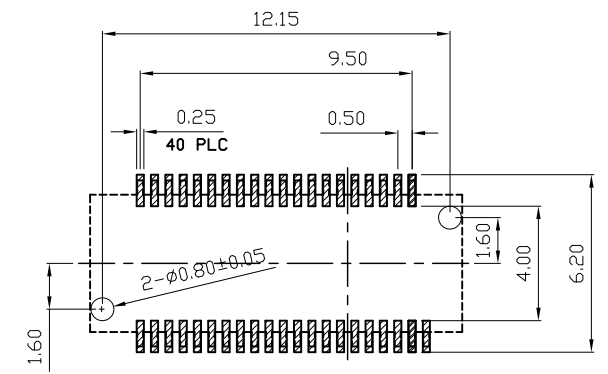
Compliance with:  
 PCIe4.0(GT/S),  
 USB3.2 Gen2(10Gbps),  
 USB3.2 Gen2 Type C(10Gbps)  
 Mating with:  
 "BBAF-040G1125NDLI-B"

REV.	DESCRIPTION	DATE
A	New Drawing	2012/02/27



LTR	Part Name	Material	Description	QTY
1	Housing	LCP UL94V-0	260°C for 10 Seconds. Initial : 1000M Ohms Min.	1
2	Contact	Bronze C5191	Current Rating : 0.5 A Initial : 30m Ohms Max.	40

Temperature Rating : -40°C ~ +105°C .  
 Dielectric Withstanding Voltage : 300 V AC/Min



▨ : STAND OFF AREA

### P.C.B LAYOUT

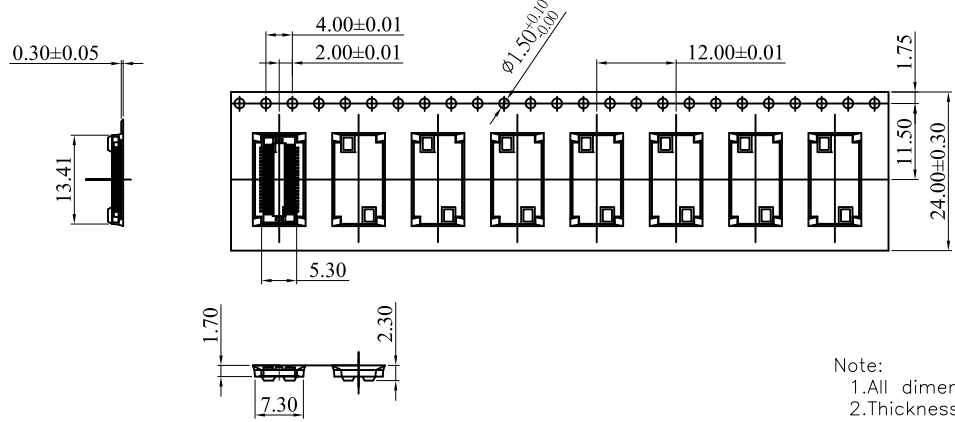
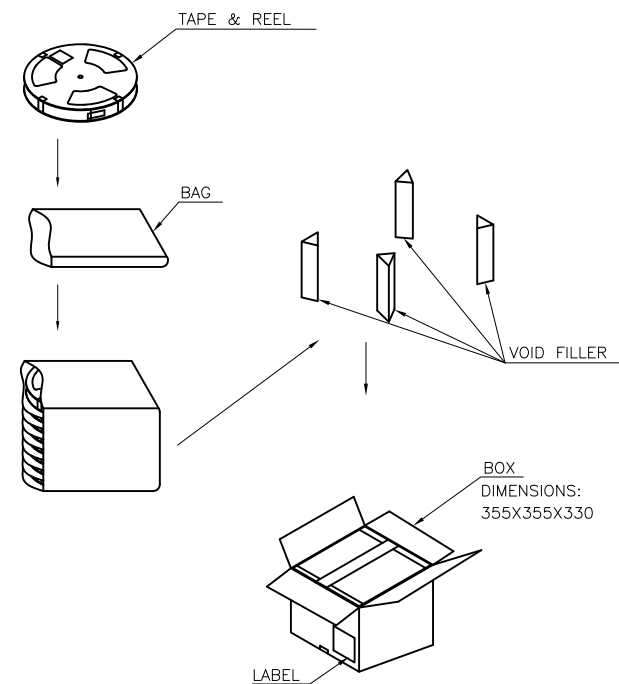
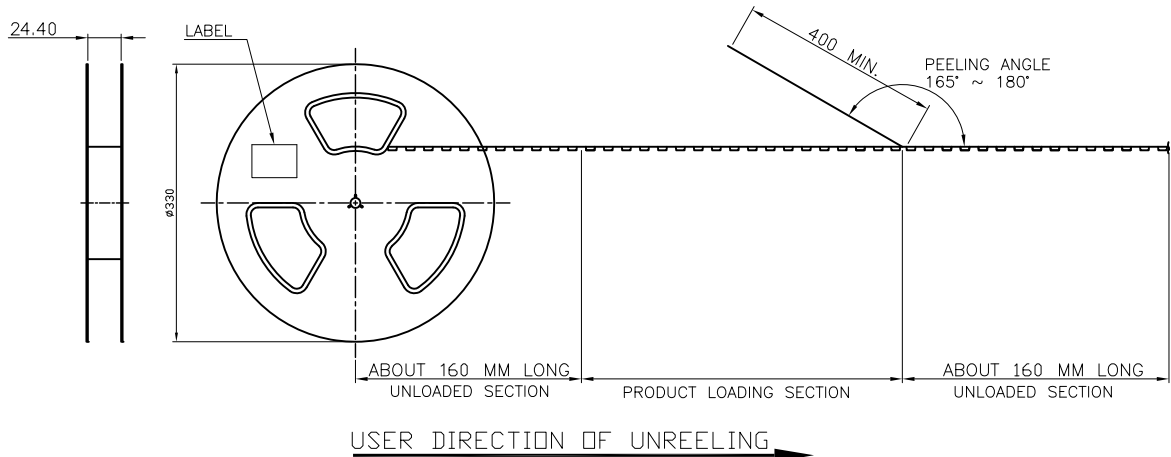
RoHS compliant

**B A A F - 0 4 0 G 1 1 4 5 N D L I - B**

- B**: Number of Contact (40 Contact)
- A**: Contact Plating (G1 Gold flash)
- A**: Contact Plating (G1 Gold flash)
- F**: Contact Plating (G1 Gold flash)
- 0**: Height (H 1.45mm)
- 4**: Base Color (N Natural)
- 0**: Base Color (N Natural)
- G**: Plastic (L LCP)
- 1**: Plastic (L LCP)
- 1**: Packing (I Reel)
- 4**: Packing (I Reel)
- 5**: Packing (I Reel)
- N**: Series No. (D With locating Peg and without fitting nail)
- D**: Series No. (D With locating Peg and without fitting nail)
- L**: Series No. (D With locating Peg and without fitting nail)
- I**: Series No. (D With locating Peg and without fitting nail)
- B**: Series No. (D With locating Peg and without fitting nail)

<b>Superior Tech Co., Ltd.</b>			General Tolerance	TITLE	PH0.5 BTOB H1.45 40PIN Female	
			X. ± 0.5	DRAWN	DATE	NO.
			.X ± 0.3	Tom	01-26-13'	002
			.XX ± 0.2	CHECK	DATE	PART NO.
			.XXX ± 0.1	APPROVED	DATE	BAAF-040G1145NDLI-B
REV. A	UNIT mm	SCALE 1:1	Angle ± 5°	CUSTOMER NO. DK		(Q2-R03-01A) ST-R05-07

REV.	DESCRIPTION	DATE
A	New Drawing	2014/06/04



Note:  
 1.All dimensions meet EIA-481-C requirements.  
 2.Thickness : 0.3±0.05mm

PIN No.	PCS/R	R/CTN
40PIN	2200 PCS	11 R

RoHS compliant

<b>Superior Tech Co., Ltd.</b>			General Tolerance	TITLE	BAAF-040G1145NDLI-B_Packing		
			X. ± 0.5	DRAWN	DATE	NO.	
REV. A	UNIT mm	SCALE 1:1	.X ± 0.3	Tom	2014/06/04	002	
			.XX ± 0.2	CHECK	DATE	PART NO.	
			.XXX ± 0.1	APPROVED	DATE	BAAF-040G1145NDLI-B	
			Angle ± 5°			CUSTOMER NO. DK	

(Q2-R03-01A) ST-R05-07