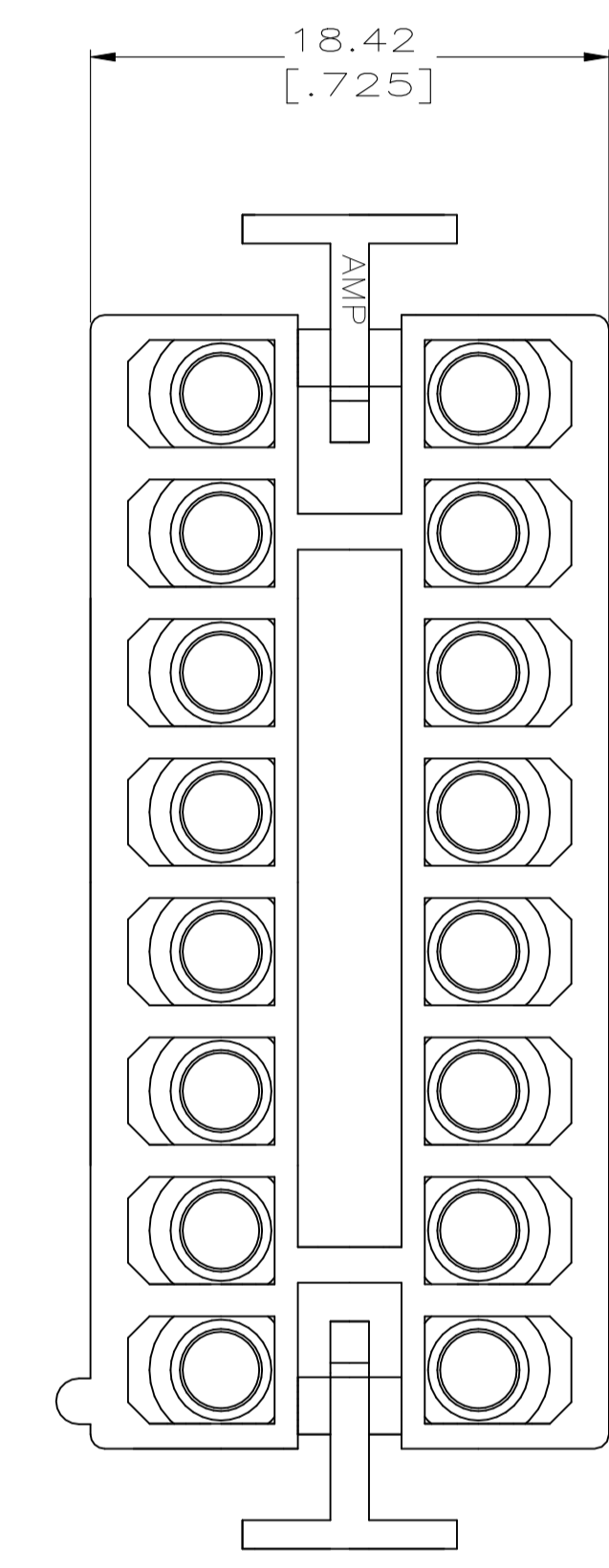

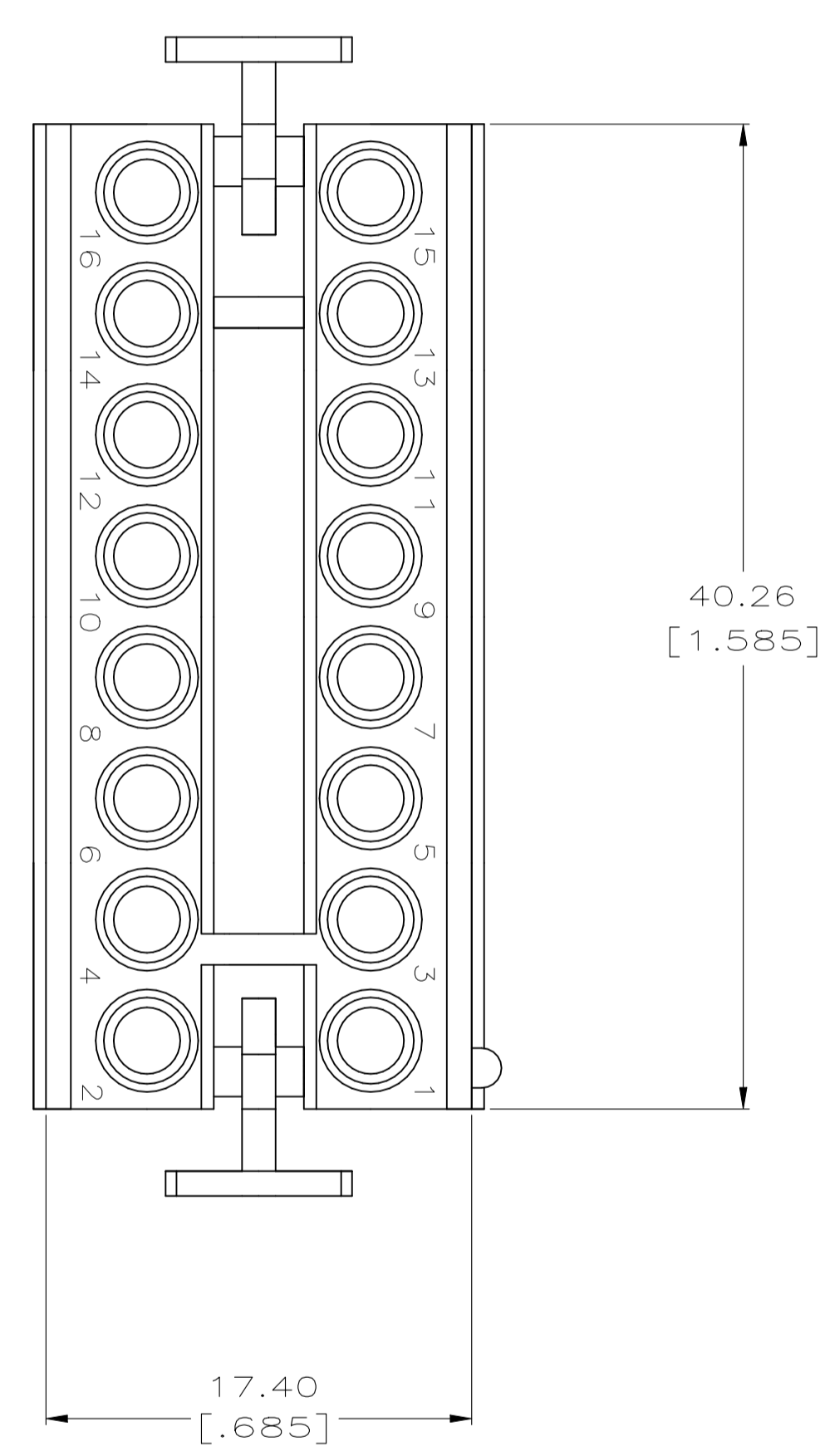


DRAWING MADE IN THIRD ANGLE PROJECTION
 THIS DRAWING IS UNPUBLISHED. RELEASED FOR PUBLICATION .19
 © COPYRIGHT 19 BY AMP INCORPORATED. ALL INTERNATIONAL RIGHTS RESERVED.

LOC		DIST		REVISIONS				
CM	53	P	F	ZONE	LTR	DESCRIPTION	DATE	APPD
					D1	REVISED PER ECR-21-101087	07MAY2021	PJ VS

1. TO BE USED WITH APPROPRIATE COMMERCIAL MATE-N-LOKTM SOCKET CONTACTS.
2. DIMENSIONS IN BRACKETS ARE IN INCHES.



OBSOLETE

OBSOLETE -794021-1
 PART NUMBER

METRIC

THIS DRAWING IS A CONTROLLED DOCUMENT FOR AMP INCORPORATED. IT IS SUBJECT TO CHANGE AND THE CONTROLLING ENGINEERING ORGANIZATION 0.13 [.005]

DO NOT SCALE PRINT. UNLESS SPECIFIED		DR 10-28-93 K. SALMON	AMP Incorporated Harrisburg, PA 17105-3608	
DIMENSIONS IN mm [INCHES]		CHK 10-28-93 R. SWING		
TOLERANCES ON :		APPD 11-9-93 C. MARTIN	NAME PLUG, 16 CIRCUIT, MATE-N-LOK TM	
2 PLC DEC ± 0.13 [.005]		APPD 11-9-93 C. MARTIN		
3 PLC DEC ± -		PRODUCT SPEC	SIZE D 00779 C-794021	
ANGLES ± -		-		
MATERIAL		APPLICATION SPEC	SCALE 4:1 SHEET 10F 1	
NYLON, UL94V-0, WHITE		-		
FINISH		WEIGHT	CUSTOMER DRAWING	
-		-		