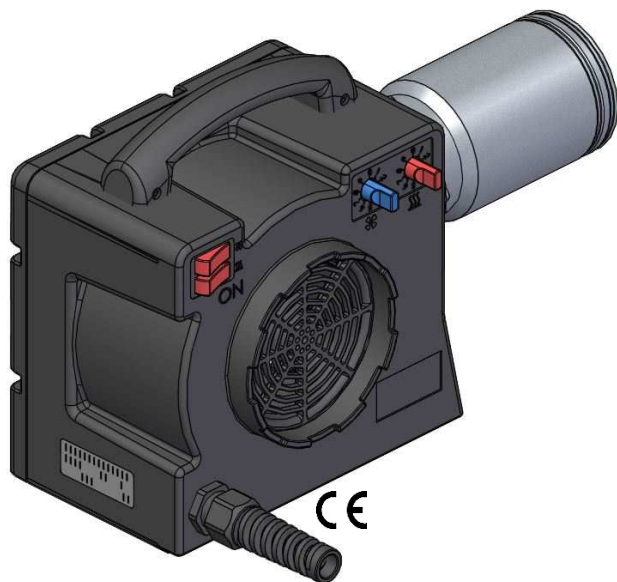


Hot air blower COMPACT max. 6'100W

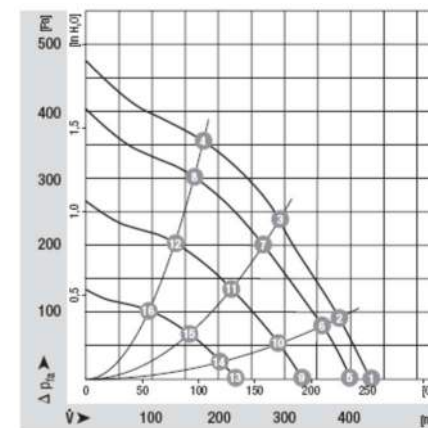


- Function:** Hot air blowers for industrial use
- small dimensions great power
- Configuration:** Default: Temperature control with potentiometer (0 - 9)
- alternatively with external potentiometer (cable length 5 meters) or
 - external control by controller or PLC (cable length 5 meters)
- The unit is equipped with a reliable heating element, the integrated device protection turns off the device when tripped and restore itself back after cooling. No reset is required.
- Features:** Default: Variable air volume control with potentiometer (0 - 9)
- alternatively with external potentiometer (cable length 5 meters) or
 - external control by controller or PLC (cable length 5 meters)
- Custom design with internal thermocouple (cable length 1 or 5 meters)
- For devices with electronics maximum air temperature 50°C/122°F
 - The unit is available without electronics
 - For devices without electronics maximum air temperature 80°C/176°F
 - Special design with internal temperature control
 - Evaluating the fan speed via "open collector"
- Power:** 2,3 KW - 6,1 KW
- Voltage:** 230 / 400V_{AC} (2Ph)

Technical data

Item number / Basic version		5102586	5102602	5102581	5102605	5102599
Voltage	V _{AC}	230			400 (2Ph+N)	
Frequency	Hz	50 / 60				
Power	kW	2,3	3,1	3,7	4,7	6,1
Current	A	10,0	13,5	16,0	11,8	15,3
Max. temperaturer	°C/°F	650/1202	800/1472	650/1202		
Min. air quantity	l/min	400	350	400		550
Max. air quantity at 20°C	l/min	940	800	930	960	950
Max. Temperature with full air quantity	°C/°F	260/500	520/968	440/824	480/896	630/1166
Static pressure	Pa	450				
Sound pressure levell (LpA)	db	73 (at 1m distance)				
Intake opening	Ø mm	102,5				
Air outlet	Ø mm	55				
Heating element tube	Ø mm	62 / 74				
Dimensions (L x W x H)	mm	325x136x180	365x136x180	325x136x180	365x136x180	
Weight incl. Cable	kg	2,8	3,1	2,8	3,1	
Conformity mark		CE				
Protection class II		□				

Power curve



Hot air blower COMPACT max. 6'100W

1. Power cable
Connection diagram for 400V_{AC} version:
- L1 = black
- L2 = brown
- N = blue
2. Heating ON- OFF (only if the fan switch (3) is ON)
3. Fan ON – OFF
4. Handle, pushed laterally (fixed with two screws)
5. Potentiometer for speed/air volume
- Cable gland for control line for external control (Option)
6. Heating control potentiometer
- Cable gland for control line for external control (Option)
7. Label (rear panel)
8. Heater tube
9. Intake
10. Temperature controller (optional)
- Cable gland for signal line for pulse output (option)
11. 6 threaded inserts M5 for mounting the unit during installation (dimensions on the device base)











<u>Control cable for external temperature control</u> - digital signal (PWM 10-24 V _{DC} , 0.5 Hz)	+ = brown - = white	<u>Control cable with external potentiometer for temperature- or speed control:</u>	
<u>Control cable for external speed control:</u> - digital rpm = 15V _{DC} , I _{max} = 10mA; - PWM/1-10KHz/50-100% (50% = minimum amount of air) - analog 5-10 V _{DC} (5 V _{DC} = minimum amount of air)	+ = green - = white		
WARNING. "Must be guaranteed at analog or digital control of the speed that the minimum amount of air-flow is brought forward when the heat is on!"			
<u>Signal line for external speed display:</u> - 1 pulse per turn - Open collector output	+ = brown - = white	Compensation line with internal thermocouple type K': + = green - = white	

Hot air blower COMPACT max. 6'100W

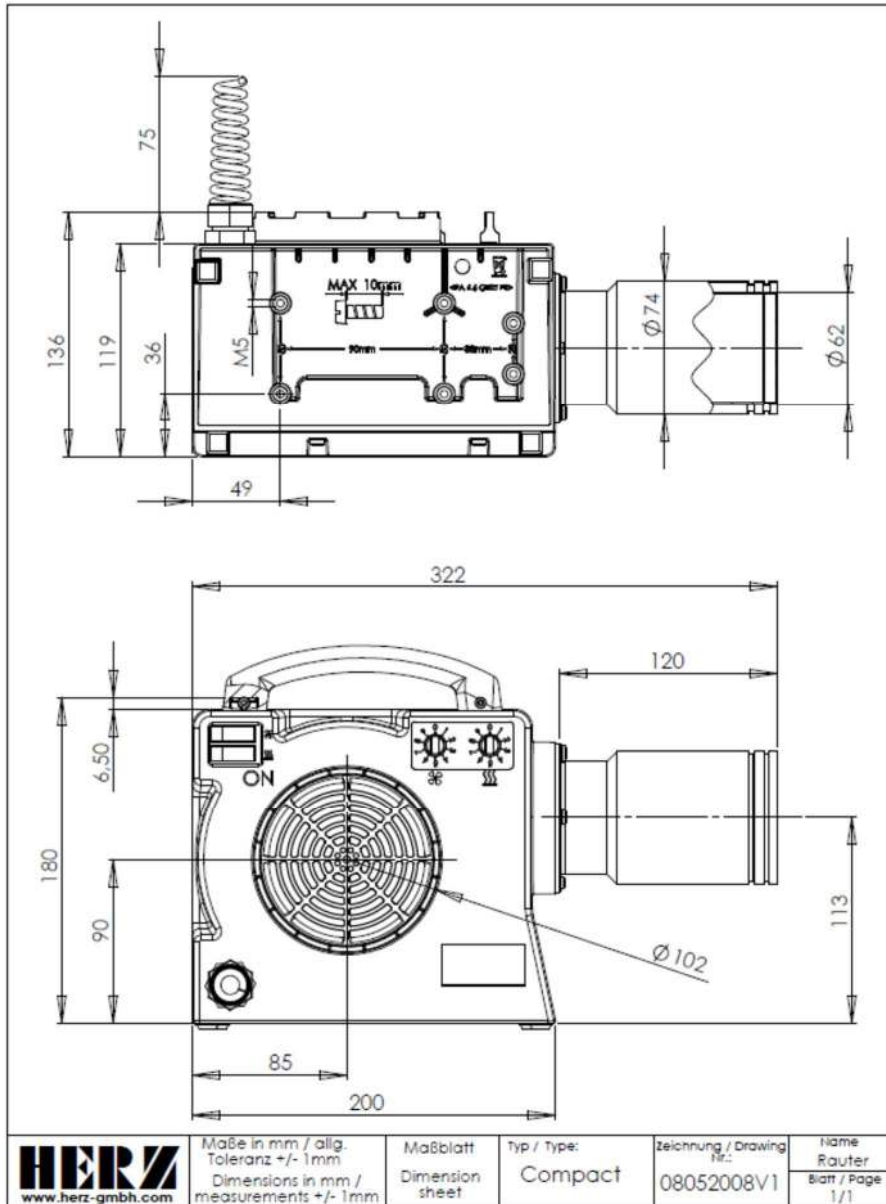
Available modifications:

Item number	Type	Modification
5005006	S01	External heating control incl. 5 meter 2-wire control cable; PWM signal (5-24V _{DC} , maximum cycle time 1Hz); control cable 2-wire: brown (+) white (-); cable ends are marked;
5005005.2	S02	External potentiometer for heating incl. 5 meter control cable; 3-wire; potentiometer is soldered to the end of the cable; incl. potentiometer knob red;
5005005.3	S29	External potentiometer for blower speed; incl. 5 meter control cable; 3-wire; potentiometer is soldered to the end of the cable; incl. potentiometer knob blue;
5005009	S04	External control for blower speed incl. 5 meter control cable; control signal analogue: 0-10V _{DC} ; control signal digital: PWM 1-10kHz; 12-24V _{DC} ; I _{max.} 10mA; control cable 3-wire; green (+) white (-) brown (not used); cable ends are marked;
5005021.8	S05	Internal PID control of the temperature without visualization for basic units with potentiometer;
5005021.9		Internal PID control of the temperature without visualization for basic units with potentiometer; !!! For Compact L !!!
5005010.3	S06	Internal thermocouple with 2 meter compensation lin with open cable ends green (+) white (-);
5005010.8		Internal thermocouple with 2 meter compensation lin with open cable ends green (+) white (-); !!! For Compact L !!!
5005018	S07	Compact 230V _{AC} with 3-pin connection cable with open ends; black (heating), brown (blower), blue (neutral); the double rocker switch is replaced by a double control lamp;
5005020	S08	The fan speed is fixed and cannot be adjusted from the outside;
5005016.1	S09	Compact with internal thermocouple and digital controller;
5005016.3		
5700128	S30	Compact 230 V _{AC} with internal thermocouple, digital controller and potential-free alarm output;
5000120	S10	Compact also has a handle on the back of the housing to hold the device with two hands;
5005004	S11	With the Compact 400V _{AC} , the blower is separated from the heater via a separate connection; the double rocker switch is replaced by a double control lamp; Delivery standard is without connection cable; Alternatively, the device is available with a 4-pin connection cable: Terminal: N + L1 (blower 230V _{AC}) L2 + L3 (heater 400V _{AC}); Cable: blue (N) black (L1) brown (L2) gray (L3);
5005022	S18	Instead of the kink protection spiral, a normal cable gland is screwed inside the Compact; the cable outlet is milled out in a funnel shape to avoid a cable break; the handle is omitted;
5005034	S21	Compact with 5m control line for evaluating the fan speed; Control cable: brown (+) white (-); Signal: 1 pulse/turn;
5700017	S24	The heating output is fixed and cannot be adjusted from the outside; Please specify the desired heating output in% when ordering!
5700161	S32	Klixon receives another assembly position ref. 2 ..

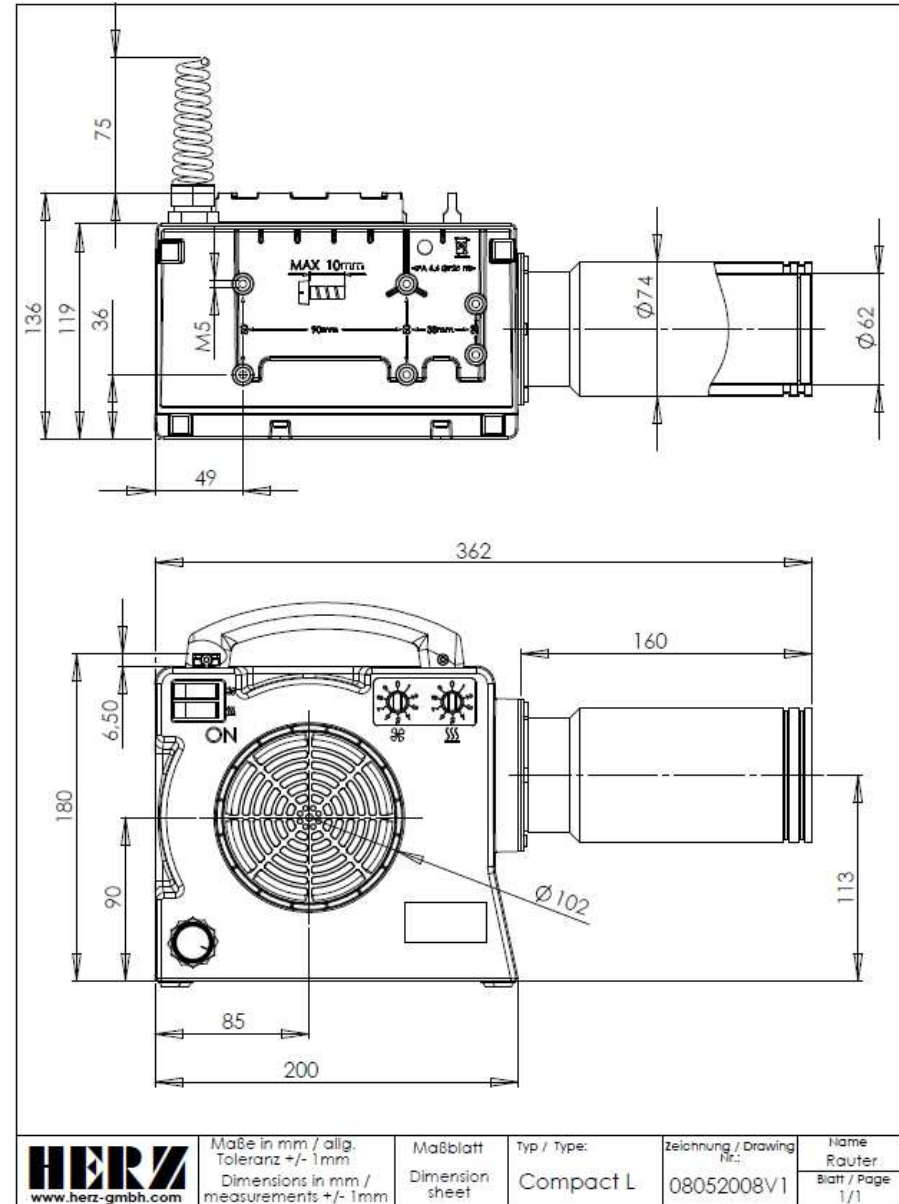
Hot air blower COMPACT max. 6'100W

Accessories	Description	Item-No.
	Flange connection	5107246
	Round nozzle Ø 40mm	5107245
	Angled nozzle Ø 62mm; length 120 x 112mm	5107265
	Extension tube Ø 40mm; length = 200mm	5107247
	Tubular nozzle 700 x 550 x 1,7mm	5107253
	Wide slot nozzle 85 x 15mm	5107260
	Wide slot nozzle 150 x 12mm	5107259
	Wide slot nozzle 200 x 9mm	5105977
	Wide slot nozzle 250 x 12mm	5107263
	Wide slot nozzle 300 x 4mm	5107262
	Wide slot nozzle 500 x 4mm	5105991
	Shrinking reflector 50 x 400mm; nozzle laterally mounted	5106177
	Stainless steel filter for COMPACT suction side	5107248

Hot air blower COMPACT max. 6'100W



Technische Änderungen vorbehalten / technical changes reserved



Technische Änderungen vorbehalten / technical changes reserved

Hot air blower COMPACT max. 6'100W

HERZ GmbH

Kunststoff- & Wärmetechnologie
Biberweg 1
DE – 56566 Neuwied
Tel.: +49 (0)2622-8855-0
Fax: +49 (0)2622-8855-135
Fax: +49 (0)2622-8855-136
www.herz-gmbh.com
info@herz-gmbh.com

HERZ Austria GmbH

Kunststoff- & Wärmetechnologie
Gleinser Weg 27
AT – 6141 Schönberg / Tirol
Tel.: +43 (0)5225-63113
Fax: +43 (0)5225-6311385
www.herz-austria.at
herz.schoenberg@herz-gmbh.com

HERZ Hungária Kft.

Műanyag- és hőlégtéchnika
Pesti út 284
HU – 2225 Üllő
Tel.: +36 (06)29-522400
Fax: +36 (06)29-522410
www.herz-hungaria.hu
herz@herz-hungaria.hu

HERZ Bulgaria OOD

Boul. Assen Yordanov 10
BG – 1592 Sofia
Tel.: +359 (0)2-9790351
www.herz-bulgaria.com
office@herz-bulgaria.com

HERZ GmbH

Kunststoff- & Wärmetechnologie
Am Arenberg 26A
DE – 86456 Gablingen
Tel.: +49 (0)8230-85085
Fax: +49 (0)8230-85087
www.herz-gmbh.com
robert.einberger@herz-gmbh.com

HERZ Austria GmbH

Kunststoff- & Wärmetechnologie
Johann-Galler-Str. 20 IZ – NÖ – Nord
AT – 2120 Wolkersdorf i. Weinviertel
Tel.: +43 (0)2245-82494-0
Fax: +43 (0)2245-82494-9
www.herz-austria.at
herz.wolkersdorf@herz-gmbh.com

HERZ Polska Sp.z o. o.

Technologie obróbki tworzyw sztucznych
Ul. Kostrzyńska 30
PL – 02-979 Warszawa
Tel.: +48 (0)22-8428583
Fax: +48 (0)22-8429700
www.herz-polska.pl
herz@herz-polska.pl

