

XY2CE1C496TK

Latching emergency stop rope pull switch,
Telemecanique rope pull switches XY2C, cable
XY2CE, 300 V AC, 10 A



Main

Range of Product	Telemecanique Emergency stop rope pull switches XY2C
Product or Component Type	Latching emergency stop rope pull switch
Device short name	XY2CE
Housing colour	Red RAL 3000
Overvoltage category	Class I EN/IEC 61140 Class I NF C 20-030

Complementary

Local signalling	Without pilot light
Number of cables	1
Trigger cable maximum length	229.66 ft (70 m)
Body Material	Zamak
Cover Material	Stainless steel
Reset	By key-release push-button
Trigger cable anchor point	RH side
Connections - terminals	Screw clamp terminal, 1 x 0.5...2 x 1.5 mm ²
Tightening torque	7.08...10.62 lbf.in (0.8...1.2 N.m)
Cable entry number	3
Safety level	Can reach PL = e with the appropriate monitoring system and correctly wired EN/ISO 13849-1 Can reach category 4 with the appropriate monitoring system and correctly wired EN/ISO 13849-1 Can reach SIL 3 with the appropriate monitoring system and correctly wired EN/IEC 61508
Safety reliability data	B10d = 300000 value given for a life time of 20 years limited by mechanical or contact wear IEC 60947-5-5
Marking	CE
Mechanical durability	60000 cycles
Distance between cable supports	16.40 ft (5 m)
[Ie] rated operational current	3 A 240 V, AC-15, A300 EN/IEC 60947-5-1 appendix A 0.27 A 250 V, DC-13, Q300 EN/IEC 60947-5-1 appendix A
[Ithe] conventional enclosed thermal current	10 A
[Ui] rated insulation voltage	500 V 3)EN/IEC 60947-1 300 VUL 508 300 VCSA C22.2 No 14
[Uimp] rated impulse withstand voltage	6 kV EN/IEC 60947-1
Positive opening	With EN/IEC 60947-5-1
Maximum resistance across terminals	25 MOhm EN/IEC 60255-7 category 3 25 MOhm NF C 93-050 method A
Short-circuit protection	10 A cartridge fuse gG EN/IEC 60269
Terminals description ISO n°1	(21-22)NC (11-22)NC
Net Weight	3.24 lb(US) (1.47 kg)
Compatibility code	XY2CE

The information provided in this documentation contains general descriptions and/or technical characteristics of the performance of the products contained herein. This documentation is not intended as a substitute for and is not to be used for determining suitability or reliability of these products for specific user applications. It is the duty of any such user or integrator to perform the appropriate and complete risk analysis, evaluation and testing of the products with respect to the relevant specific application or use thereof. Neither Schneider Electric Industries SAS nor any of its affiliates or subsidiaries shall be responsible or liable for misuse of the information contained herein.

Environment

Standards	CSA C22.2 No 14 EN/IEC 60947-5-1 Work equipment directive 2009/104/EC EN/ISO 13850 EN/IEC 60204-1 EN/IEC 60947-5-5 UL 508 Machinery directive 2006/42/EC
Product certifications	UL category NISD emergency stop devices CSA CCC
Protective treatment	TC
Ambient Air Temperature for Operation	-13...158 °F (-25...70 °C)
Ambient Air Temperature for Storage	-40...158 °F (-40...70 °C)
Vibration resistance	10 gn 10...300 Hz)EN/IEC 60068-2-6
Shock resistance	50 gn 11 ms EN/IEC 60068-2-27
IP degree of protection	IP65 IEC 60529





Ordering and shipping details

Category	22441-LIMIT SWITCHES,CABLE PULL
Discount Schedule	T
GTIN	3389118132955
Nbr. of units in pkg.	1
Package weight(Lbs)	3.31 lb(US) (1.5 kg)
Returnability	No
Country of origin	MA

Packing Units

Unit Type of Package 1	PCE
Package 1 Height	5.91 in (15 cm)
Package 1 width	11.81 in (30 cm)
Package 1 Length	15.75 in (40 cm)
Unit Type of Package 2	CAR
Number of Units in Package 2	1
Package 2 Weight	3.53 lb(US) (1.6 kg)
Package 2 Height	5.91 in (15 cm)
Package 2 width	11.81 in (30 cm)
Package 2 Length	15.75 in (40 cm)

Offer Sustainability

Sustainable offer status	Green Premium product
California proposition 65	WARNING: This product can expose you to chemicals including: Diisononyl phthalate (DINP), which is known to the State of California to cause cancer, and Di-isodecyl phthalate (DIDP), which is known to the State of California to cause birth defects or other reproductive harm. For more information go to www.P65Warnings.ca.gov
REACH Regulation	 REACH Declaration
EU RoHS Directive	Pro-active compliance (Product out of EU RoHS legal scope)  EU RoHS Declaration
Mercury free	Yes
RoHS exemption information	 Yes
Environmental Disclosure	 Product Environmental Profile

Contractual warranty

Warranty	18 months
----------	-----------