



Data sheet | Item number: 289-441 **DISCONTINUED**



Interface module; with solder pin; Male connector; 15-pole; for mating connectors with IDC; Vertical mounting; PCB terminal blocks, double-row; with mounting feet; 2,50 mm²


www.wago.com/289-441



Subject to changes. Please also observe the further product documentation!

WAGO GmbH & Co. KG
Hansastr. 27
32423 Minden
Phone: +49571 887-0 | Fax: +49571 887-169
Email: info.de@wago.com | Web: www.wago.com

Do you have any questions about our products?
We are always happy to take your call at +49 (571) 887-44222.



This item has been discontinued and is no longer available as of 31.03.2023.

Data

Electrical data

Operating voltage	≤30 VAC; ≤50 VDC
Nominal current	1 A
Contact resistance (max.)	30 mΩ

Safety and protection

Rated voltage	50 V
Rated surge voltage	0.8 kV

Subject to changes. Please also observe the further product documentation!

WAGO GmbH & Co. KG
Hansastr. 27
32423 Minden
Phone: +49571 887-0 | Fax: +49571 887-169
Email: info.de@wago.com | Web: www.wago.com

Do you have any questions about our products?
We are always happy to take your call at +49 (571) 887-44222.



Pollution degree	2
Protection type	IP00; Notice! Live parts can be easily touched! Protection against direct contact must be provided by the equipment manufacturer, e.g., using a WAGO 709 Series Cover (see "Accessories") or a similar cover. The installation guidelines must be observed for each individual application.
Insulation type	Basic insulation

Connection data

Performance level	2 / 200 mating cycles
Strain relief	UNC 4-40 stud bolt

Connection 1

Connector	D-subminiature male connector
Pole number 1	15
Connection type 1	System
Note (conductor cross-section)	12 AWG: THHN, THWN
Mating direction	vertical

Connection 2

Design 2	PCB terminal blocks (double-row)
Pole number 2	15
Connection type 2	Field
Connection technology 2	CAGE CLAMP®
WAGO connector 2	WAGO 236 Series
Solid conductor 2	0.08 ... 2.5 mm ² / 28 ... 12 AWG
Fine-stranded conductor 2	0.08 ... 2.5 mm ² / 28 ... 12 AWG
Strip length 2	5 ... 6 mm / 0.2 ... 0.24 inches

Physical data

Width	53.5 mm / 2.106 inches
Height	63.5 mm / 2.5 inches
Depth from upper-edge of DIN-rail	19 mm / 0.748 inches

Mechanical Data

Mounting type	DIN-35 rail
---------------	-------------

Subject to changes. Please also observe the further product documentation!

WAGO GmbH & Co. KG
 Hansastr. 27
 32423 Minden
 Phone: +49571 887-0 | Fax: +49571 887-169
 Email: info.de@wago.com | Web: www.wago.com

Do you have any questions about our products?
 We are always happy to take your call at +49 (571) 887-44222.



Housing design

PCB with mounting feet

Material Data

Contact material (connector)	Au over Ni
Fire load	0.054 MJ
Weight	25.9 g

Environmental requirements

Ambient temperature (operation)	-20 ... +50 °C
Ambient temperature (storage)	-40 ... +70 °C
Relative humidity	85% (non-condensing)

Standards and specifications

Standards/specifications	EN 61010-2-201
--------------------------	----------------

Commercial data

Product Group	6 (INTERFACE ELECTRONIC)
eCl@ss 10.0	27-14-11-52
eCl@ss 9.0	27-14-11-52
ETIM 8.0	EC002780
ETIM 7.0	EC002780
PU (SPU)	25 (1) pcs
Packaging type	box
Country of origin	DE
GTIN	4045454413521
Customs tariff number	85369010000
End of Sale	2023-03-31
End of Production	2023-04-01
End of Delivery	2023-04-02
End of Service and Repair	2024-03-31

Optional accessories**Tool**

Operating tool	
Item no.: 210-720	www.wago.com/210-720
Operating tool; Blade: 3.5 x 0.5 mm; with a partially insulated shaft; multicoloured	

Subject to changes. Please also observe the further product documentation!

**Mounting**

Cover carrier	
Item no.: 709-167 Cover carrier; Type 1; incl. fixing/retaining screws and knurled nut; suitable for 279 to 282 and 880 Series rail-mounted terminal blocks; suitable for 264 Series miniature rail-mounted terminal blocks; suitable for 270 Series sensor and actuator terminal blocks; gray	www.wago.com/709-167
Cover	
Item no.: 709-153 Cover; Type 1; suitable for cover carrier, type 1; 1 m long; transparent	www.wago.com/709-153

Downloads**Documentation****Bid Text**

289-441 doc - Datei	2015 年2月6日	doc 26.6 kB	Download
------------------------	------------	----------------	----------

Instruction Leaflet

		pdf 1.3 MB	Download
--	--	---------------	----------

Additional Information

Disposal and Recycling Electrical and electronic equipment, Batteries, Packaging	V 1.1.0 2022 年8月18日	pdf 2.2 MB	Download
---	------------------------	---------------	----------

CAD/CAE-Data**CAD data**

2D/3D Models 289-441		URL	Download
----------------------	--	-----	----------

CAE data

EPLAN Data Portal 289-441		URL	Download
---------------------------	--	-----	----------

ZUKEN Portal 289-441		URL	Download
----------------------	--	-----	----------

WSCAD Universe 289-441		URL	Download
------------------------	--	-----	----------

Subject to changes. Please also observe the further product documentation!

WAGO GmbH & Co. KG
Hansastr. 27
32423 Minden
Phone: +49571 887-0 | Fax: +49571 887-169
Email: info.de@wago.com | Web: www.wago.com

Do you have any questions about our products?
We are always happy to take your call at +49 (571) 887-44222.



Environmental Product Compliance

Compliance Search

Environmental Product Compliance 289-441

URL

Download

Interface module; with solder pin; Male connector; 15-pole; for mating connectors with IDC; Vertical mounting; PCB terminal blocks, double-row; with mounting feet; 2,50 mm²

Installation Notes

Conductor termination



Conductor termination – screwdriver actuation parallel to conductor entry



Conductor termination – screwdriver actuation perpendicular to conductor entry

Subject to changes. Please also observe the further product documentation!