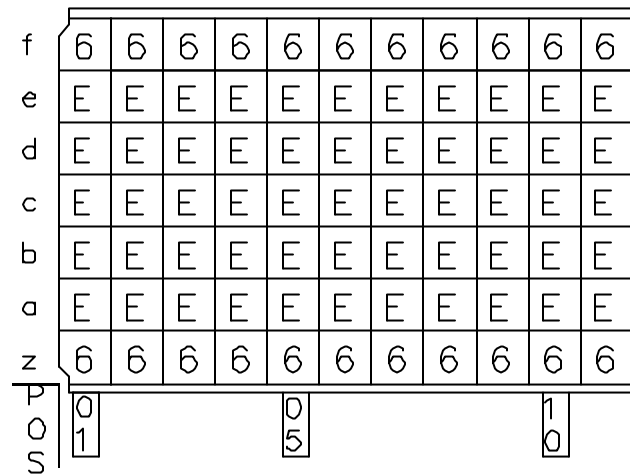
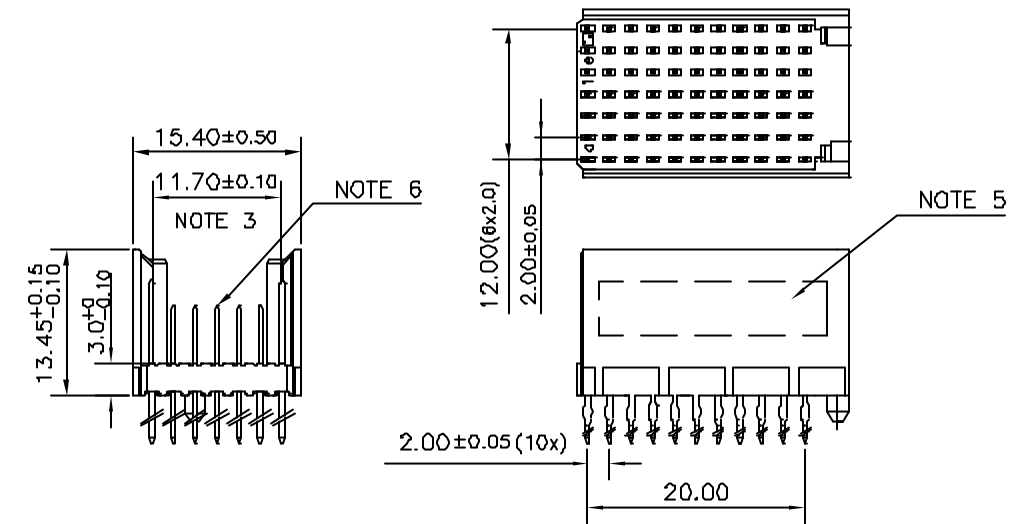


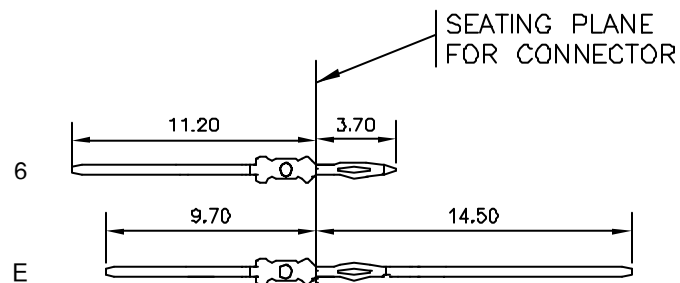
LOADING PATTERN MATING SIDE



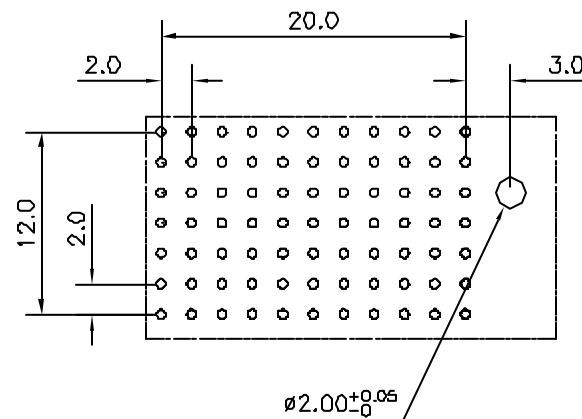
LOADED CONNECTOR ASSEMBLY (FOR EXAMPLE)



CONTACT OVERVIEW



LAY-OUT P.C.B.-HOLE



HM2P09PME12J LEAD FREE INDICATOR : LF = LEAD FREE (DIGIT 15 & 16)

PLATING CODE (DIGIT 13 AND 14) (REF DRW NO. BS,C , 201844 , 003)

NOTES

- THIS PRODUCT IS CSA APPROVED.
- THIS PRODUCT IS UL RECOGNIZED.
- MEASURED AT THE BOTTOM.
- MATERIAL CONTACT: PHOSPHORBRONZE  
HOUSING: CREAM WHITE GLASS FILLED POLYESTER UL-94V0
- CONNECTOR PRINTED WITH P/N AND DATE CODE.
- FOR ACTUAL CONTACT LOADINGS, SEE LOADING PATTERN MATING SIDE.
- SHAPE OF CONNECTOR HOUSING CAN ALTER DEPENDING ON PRODUCTION LOCATION
- THE PRODUCT (LF) MEETS EUROPEAN UNION DIRECTIVES AND OTHER COUNTRY REGULATIONS AS DESCRIBED IN GS-22-008
- FOR RECOMMENDED PTH DIMENSIONS REFER DRAWING : BS, A , 201572 , 001

CATALOG NO. HM2P09PME12J- - - -

mat'l. code SEE NOTE 4				surface ISO 1302 <input checked="" type="checkbox"/>	tolerance ISO 406 ISO 1101	projection 	product family MLLIPACS				
ltr	ecn no	dr	date	tolerances unless otherwise specified		MM	title				
A	106-0001	MINI	2006-01-04	angles	linear		MPACS 5+2R STR HDR PF CONN TYPE C				
B	106-0141	MINI	2006-08-08	0°±1°		scale	-				
				dr	MINI K VANDANATH	2006-01-04		dwg no		sheet 1 of 1	size
				engr	BIJU K PAUL	2006-01-04		BS, C ,203028,669		A3	5
				chr	BIJU K PAUL	2006-08-08		type		Product Customer	Drawing
				appd	BIJU K PAUL	2006-08-08					
sheet index	revision sheet	B	1								D