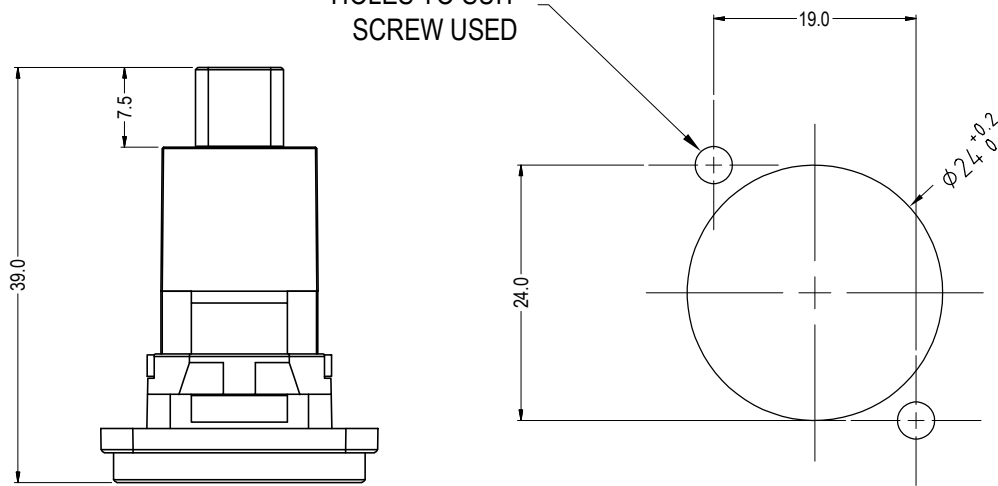


ISS.	AMEND	DATE
1	ISSUED	07/02/17
2	ADD WHITE VARIANTS	25/06/21



PANEL CUTOUT
MAXIMUM PANEL
THICKNESS 3mm

HOLES TO SUIT
SCREW USED



USB-C Specification:

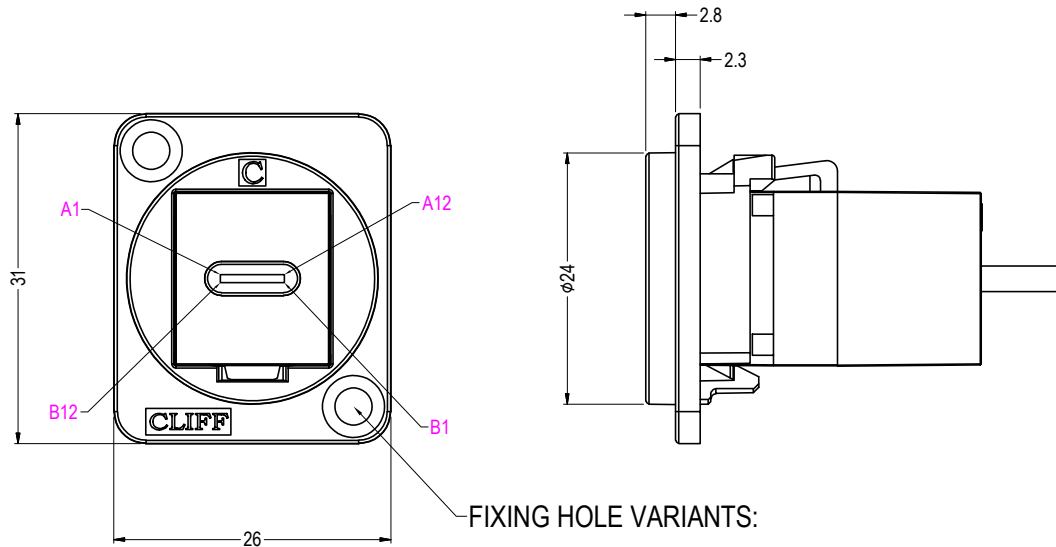
Maximum Rated Current - 3A
Maximum Working Voltage - 30V
Withstanding Voltage - 100V for 1 minute.
Contact Resistance - 40 Milli-ohms Max.
Insulation Resistance - 100 Mega-ohms Min.
Insulator Flammability Rating - UL-94V0
Insertion Life - 10,000 Cycles.

Receptacle to Plug connection:

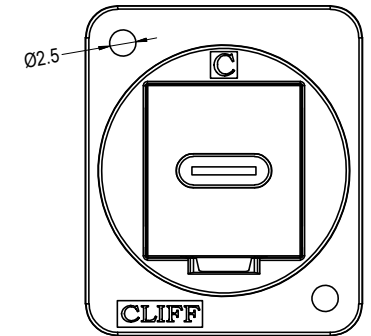
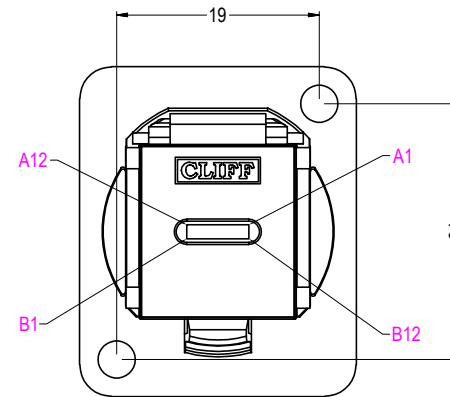
A1 to A1, A2 to A2, A3 to A3 etc..
B1 to B1, B2 to B2, B3 to B3 etc..

Materials:

Frame: PA66, UL94-V2
Insert: ABS - UL94 HB



FIXING HOLE VARIANTS:
 $\phi 3.5\text{mm CSK } 82^\circ \times \phi 5.85$
'X' VERSION HAS $\phi 2.5$ PLAIN HOLES.



'X' VERSION
 $\phi 2.5$ PLAIN HOLES

PART NO.	COLOUR	DESCRIPTION
CP30211	BLACK	HOLE $\phi 3.50$ CSK $82^\circ \times \phi 5.85$
CP30211W	WHITE	
CP30211X	BLACK	PLAIN HOLE $\phi 2.50$
CP30211XW	WHITE	

RoHS
COMPLIANT

TOLERANCE
NO DEC. PLACE ± 0.50
1 DEC. PLACE ± 0.20
2 DEC. PLACE ± 0.10
HOLE $\phi \pm 0.10$
ANGLES $\pm 1/2^\circ$
UNLESS
OTHERWISE STATED

Cliff Electronic Components Ltd.

76 Holmehorpe Avenue, Holmehorpe Industrial Estate,
Redhill, Surrey, RH1 2PF, England, UK
Tel: 01737-771375 Fax: 01737-766012 Website: www.cliffuk.co.uk

DIMENSIONS IN MILLIMETERS UNLESS OTHERWISE STATED. WORK TO DIMENSIONS. REMOVE ALL BURRS. IF IN DOUBT ASK.

3rd ANGLE PROJECTION:

MATERIAL: SEE NOTES

FINISH: CLEAN

DRAWN: D.P.J.

APPROVED: T.J.O.

TITLE: FT USBC FEMALE-MALE

DRWG. No. **CP30211**

FORM: A4DRWGH