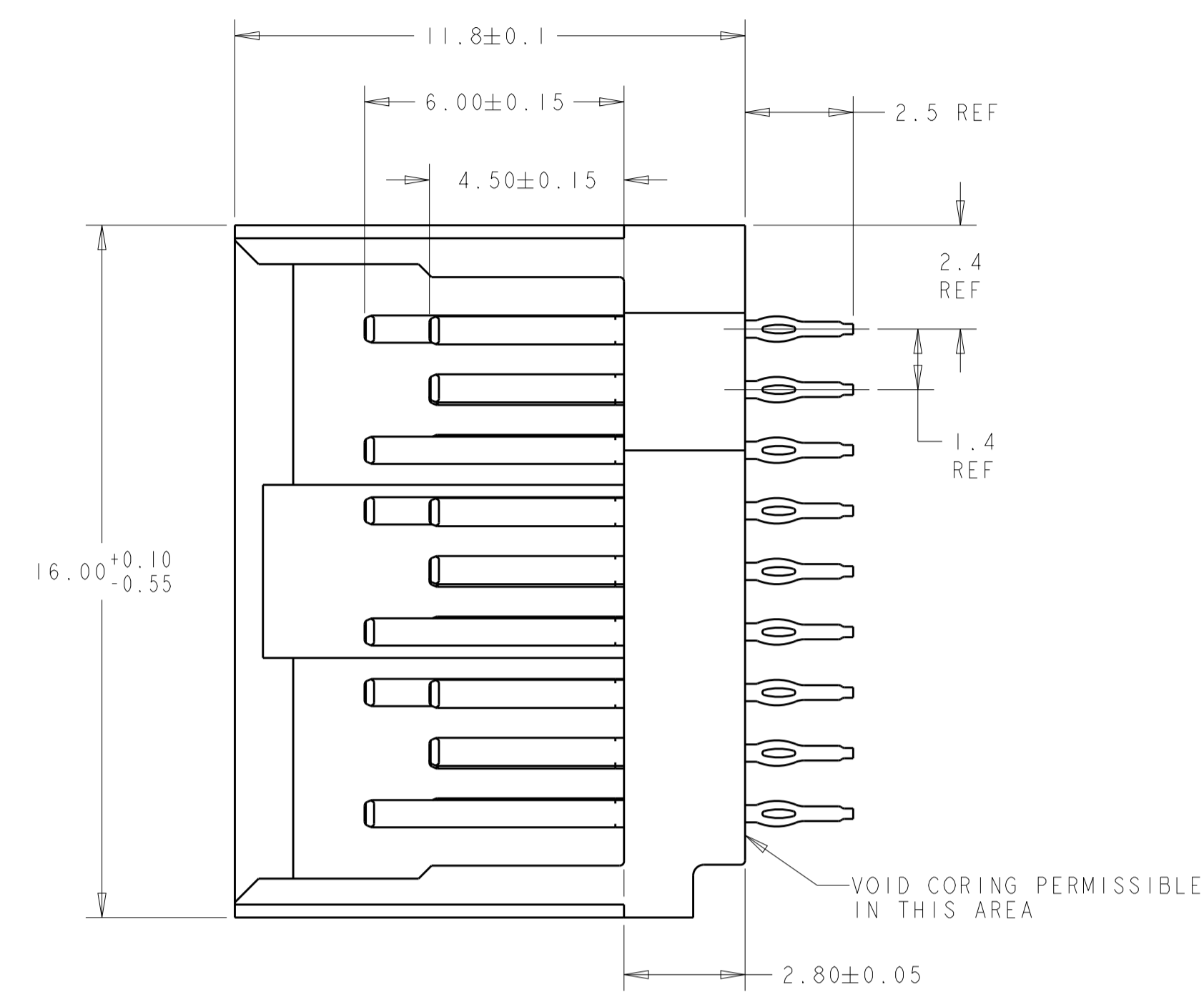
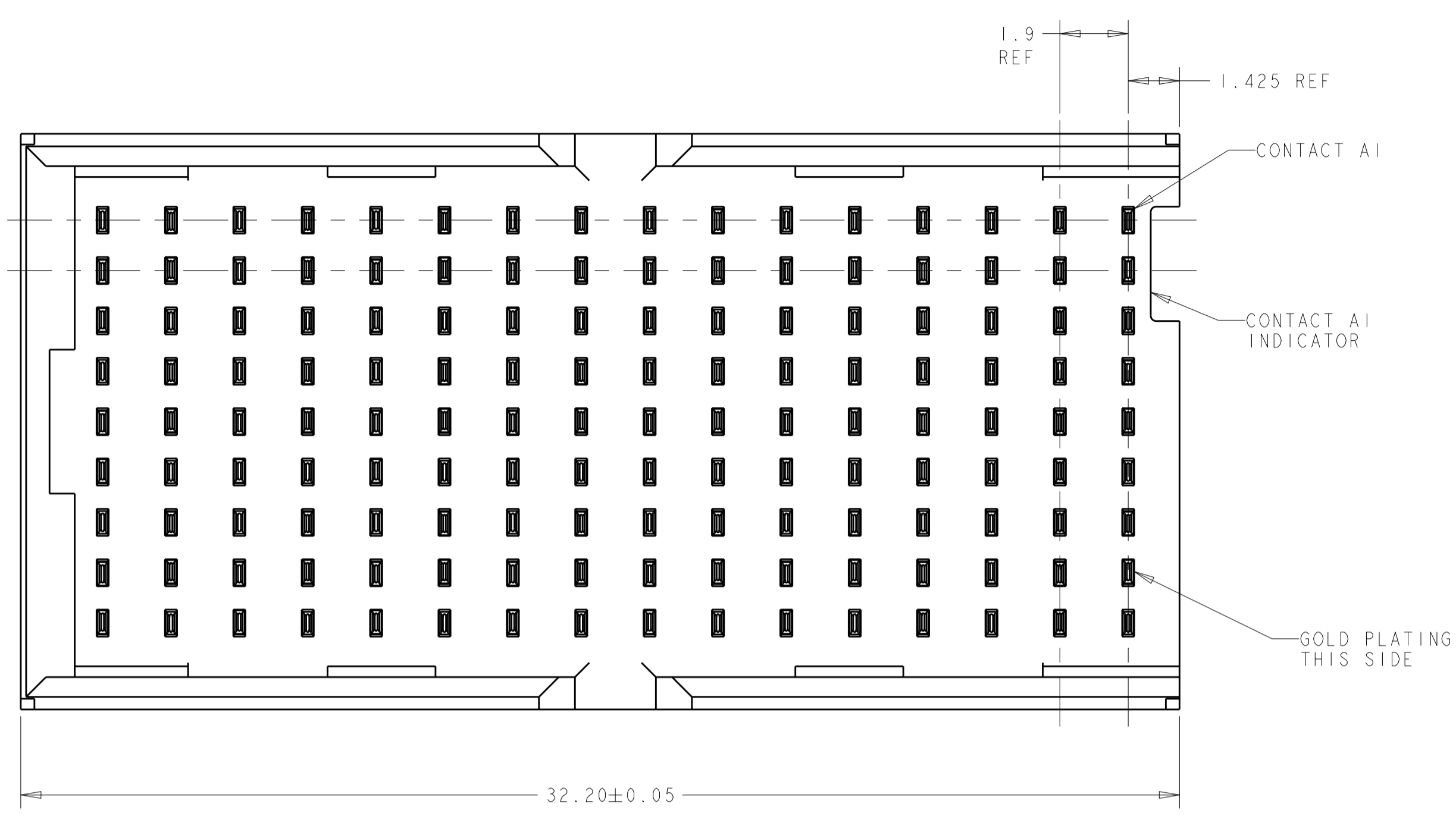
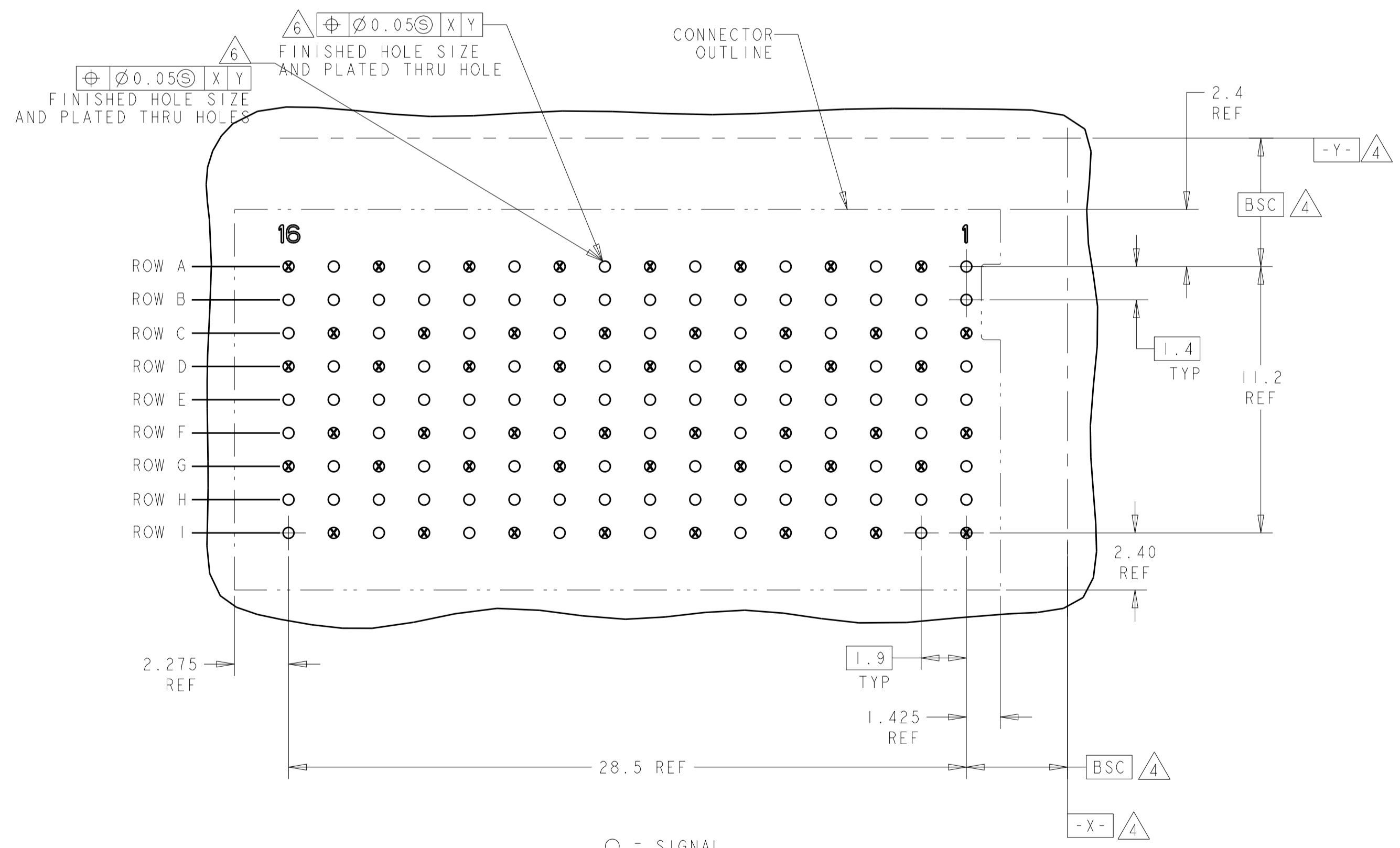
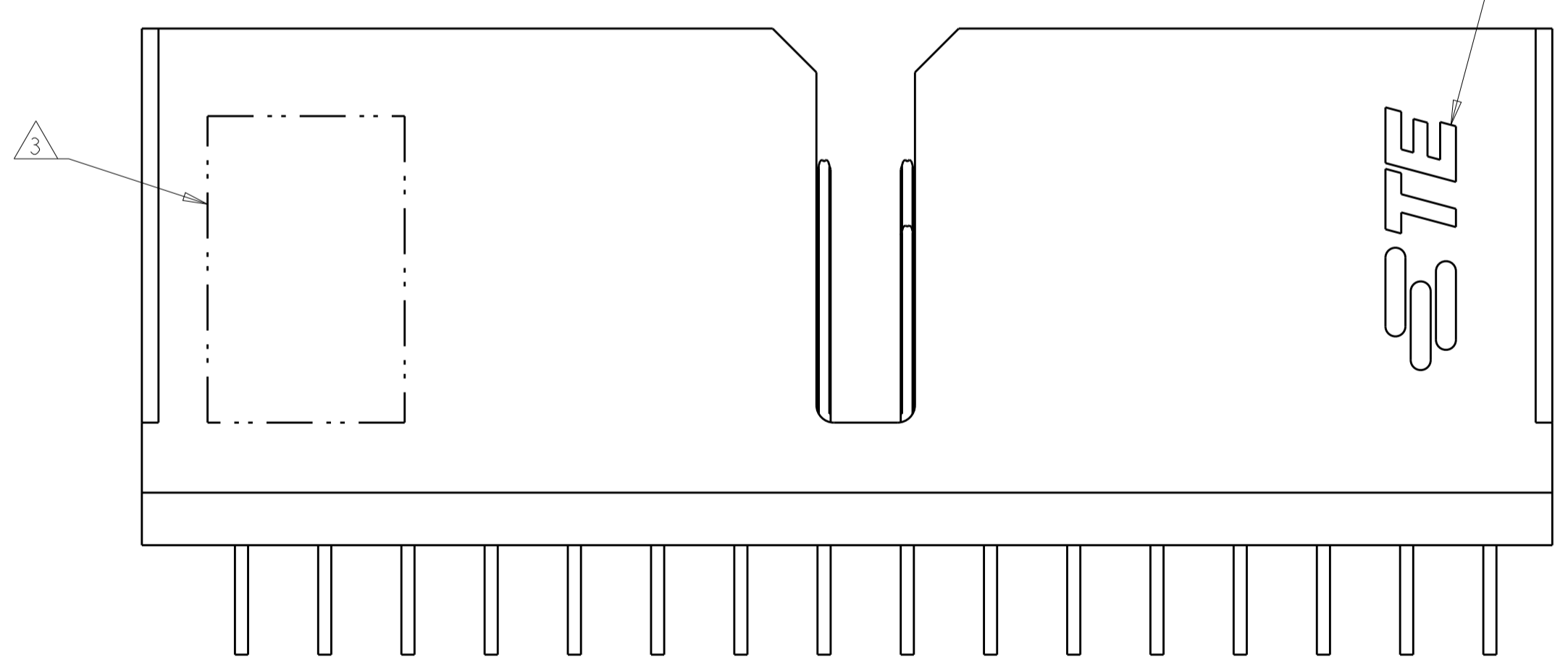


LOC	DIST	REVISIONS					
		REV	LTN	DESCRIPTION	DATE	DWN	APVD
AD	00	F		REVISED PER ECO-13-010626	07AUG2013	KH	RP
		G		REVISED PER ECO-19-009248	05JUL2019	AP	SY



- 1 MATERIAL:  
CONTACT - PHOS BRONZE  
HOUSING - LCP, UL 94V-0, COLOR - BLACK
- 2 FINISH:  
CONTACT AREA FINISH CONFORMS TO THE REQUIREMENTS OF TE PRODUCT SPECIFICATION 108-2303; BASED ON TELCORDIA GR-1217-CORE FOR SYSTEM QUALITY LEVEL III, APPLICATIONS IN CONTROLLED ENVIRONMENTS (CENTRAL OFFICE).  
COMPLIANT PIN AREA- 0.5µm MIN MATTE TIN OVER 1.27µm MIN NICKEL.
- 3 CONNECTOR MARKED WITH PART NUMBER, DATE CODE AND STANDARD IN APPROXIMATE AREA SHOWN
- 4 DATUMS AND BASIC DIMENSIONS ESTABLISHED BY CUSTOMER.
- 5 CONTACT AREA LUBRICATED WITH BELLCORE APPROVED LUBRICANT. TECHNICAL REFERENCE GR-1217-CORE, ISSUE 1, NOVEMBER 1995.
- 6 REFERENCE APPLICATION SPEC 114-13202 FOR RECOMMENDED PLATED THRU HOLE DIAMETER AND PLATING THICKNESSES.
- 7 SHOWN LOGO OR OTHER TE OWNED LOGOS IN APPROXIMATE AREA.



○ = SIGNAL  
 ⊗ = GROUND  
 RECOMMENDED PC BOARD LAYOUT BACKPLANE, COMPONENT SIDE SHOWN  
 SCALE 6:1

1934345-1  
 PART NUMBER

THIS DRAWING IS A CONTROLLED DOCUMENT.		DWN S. MAGARO 15JUN2007	TE Connectivity NAME HEADER ASSEMBLY, RIGHT WALL, 3 PAIR, 16 COLUMN TinMan
DIMENSIONS:		CHK W. DAVIS 15JUN2007	
TOLERANCES UNLESS OTHERWISE SPECIFIED:		APVD W. DAVIS 15JUN2007	
mm		PRODUCT SPEC	
0 PLC ± 1 PLC ± 2 PLC ± 3 PLC ± 4 PLC ± ANGLES ±		APPLICATION SPEC	SIZE CAGE CODE DRAWING NO RESTRICTED TO
MATERIAL		WEIGHT	A100779C=1934345
FINISH		Customer Drawing	SCALE 8:1 SHEET 1 OF 1 REV G