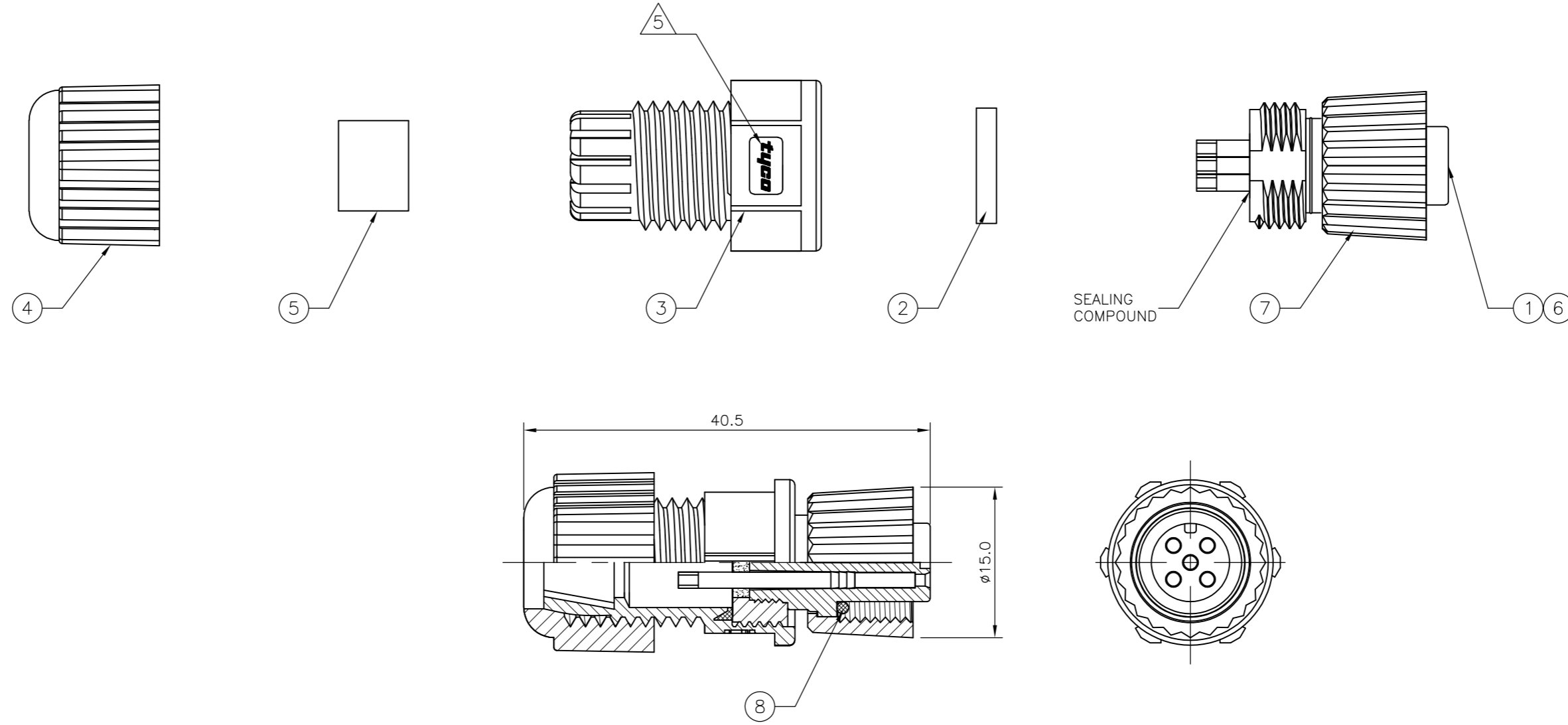


THIS DRAWING IS UNPUBLISHED. RELEASED FOR PUBLICATION  
 © COPYRIGHT - By - ALL RIGHTS RESERVED.


LOC	DIST	REVISIONS					
		P	LTR	DESCRIPTION	DATE	DWN	APVD
E	B			B1 REVISED PER ECO-11-005150	21MAR11	RK	HMR

- NOTES:**
- ELECTRICAL DATA: CONTACT RESISTANCE: 10 mOhm MAX  
 INSULATION RESISTANCE: 100 MOhm MIN at 500VDC  
 CURRENT RATING: 5 AMPS (FOR 3, 4 AND 5 POSITIONS) AND 2 AMPS (FOR 8 POSITIONS)  
 BREAKDOWN VOLTAGE: 500 VAC MIN PER MINUTE
  - ENVIRONMENTAL: OPERATING TEMPERATURE: -25°C TO +90°C  
 SEALING REQUIREMENTS: IP67
  - PACKAGING: 107-3334
  - SEAL FOR CABLE OD:  $\phi 4.5\text{mm}$  -  $\phi 6.5\text{mm}$
  - FOR TECHNICAL DATA REFER TO YOUR LOCAL TE CONNECTIVITY SALES OFFICE.
  - ALL DIMENSIONS ARE FOR NOMINAL REFERENCE ONLY UNLESS OTHERWISE STATED.


ITEM	DESCRIPTION	MATERIAL	FINISH/COLOUR	QUANTITY / ITEM		
				-1	-2	-3
1	CONNECTOR HOUSING	GF NYLON	BLACK	1	1	1
2	GASKET	SILICONE	BLACK	1	1	1
3	CONNECTOR BODY	GF NYLON	BLACK	1	1	1
4	SEALING NUT	GF NYLON	BLACK	1	1	1
5	SEAL	EPDM	BLACK	1	1	1
6	SOCKET CONTACT	BRASS	0.15 $\mu\text{m}$ GOLD OVER NICKEL	3	4	5
7	SCREW NUT	GF NYLON	BLACK	1	1	1
8	'O' RING	VITON	GREEN	1	1	1



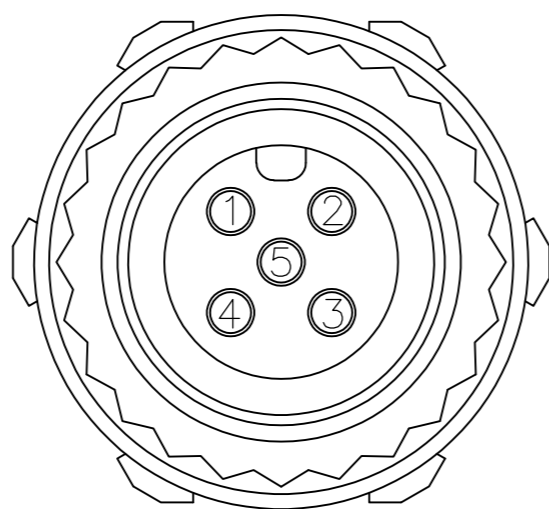
1838276-1  
PIN ASSIGNMENTS  
FRONT VIEW



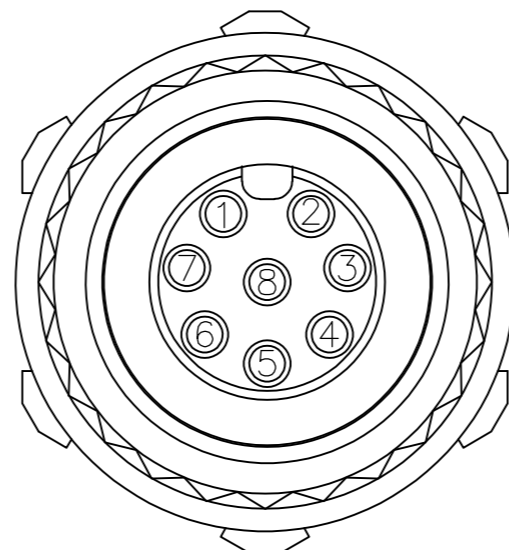
1838276-2  
PIN ASSIGNMENTS  
FRONT VIEW



1838276-3  
PIN ASSIGNMENTS  
FRONT VIEW



1838276-4  
PIN ASSIGNMENTS  
FRONT VIEW



M12 PLASTIC FIELD SERVICEABLE CONNECTOR, FEMALE SOCKET, SOLDER TYPE	8	1838276-4
M12 PLASTIC FIELD SERVICEABLE CONNECTOR, FEMALE SOCKET, SOLDER TYPE	5	1838276-3
M12 PLASTIC FIELD SERVICEABLE CONNECTOR, FEMALE SOCKET, SOLDER TYPE	4	1838276-2
M12 PLASTIC FIELD SERVICEABLE CONNECTOR, FEMALE SOCKET, SOLDER TYPE	3	1838276-1
DESCRIPTION	NO. OF POS	PART NUMBER

THIS DRAWING IS A CONTROLLED DOCUMENT.		DWN A. Morey 14MAR06	TE Connectivity	
DIMENSIONS: mm		CHK F. Wheeler-King 12APR06	NAME M12 PLASTIC FIELD SERVICEABLE CONNECTOR, FEMALE SOCKET, SOLDER TYPE	
TOLERANCES UNLESS OTHERWISE SPECIFIED		APVD F. Wheeler-King 12APR06	SIZE A2	
0 PLC ± -		PRODUCT SPEC	CAGE CODE 00779	
1 PLC ± -		APPLICATION SPEC	DRAWING NO C=1838276	
2 PLC ± -		WEIGHT	RESTRICTED TO	
3 PLC ± -		WEIGHT	SCALE NTS	
4 PLC ± -		WEIGHT	SHEET 1 OF 1	
ANGLES ± -		CUSTOMER DRAWING	REV B1	
FINISH				