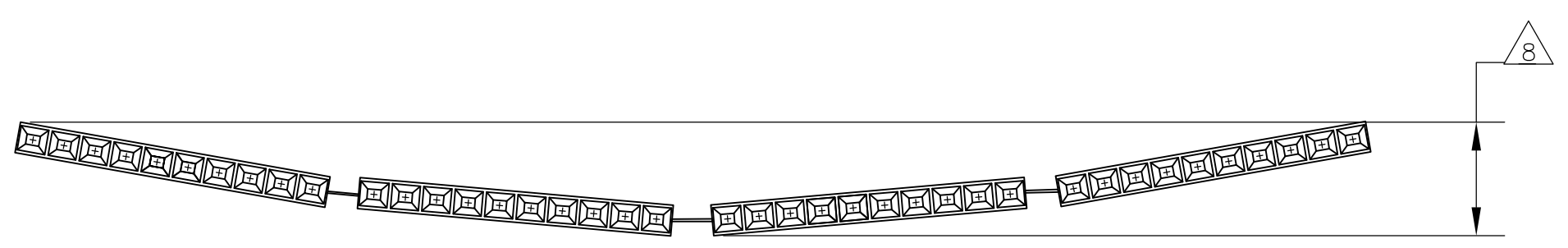
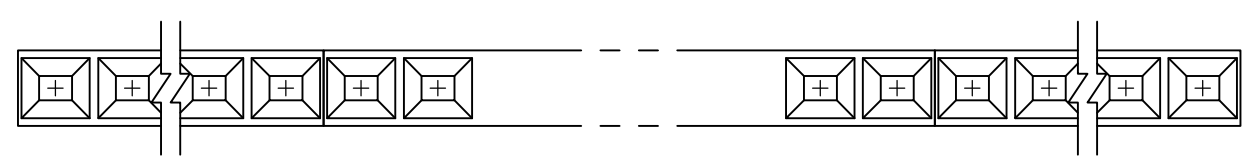
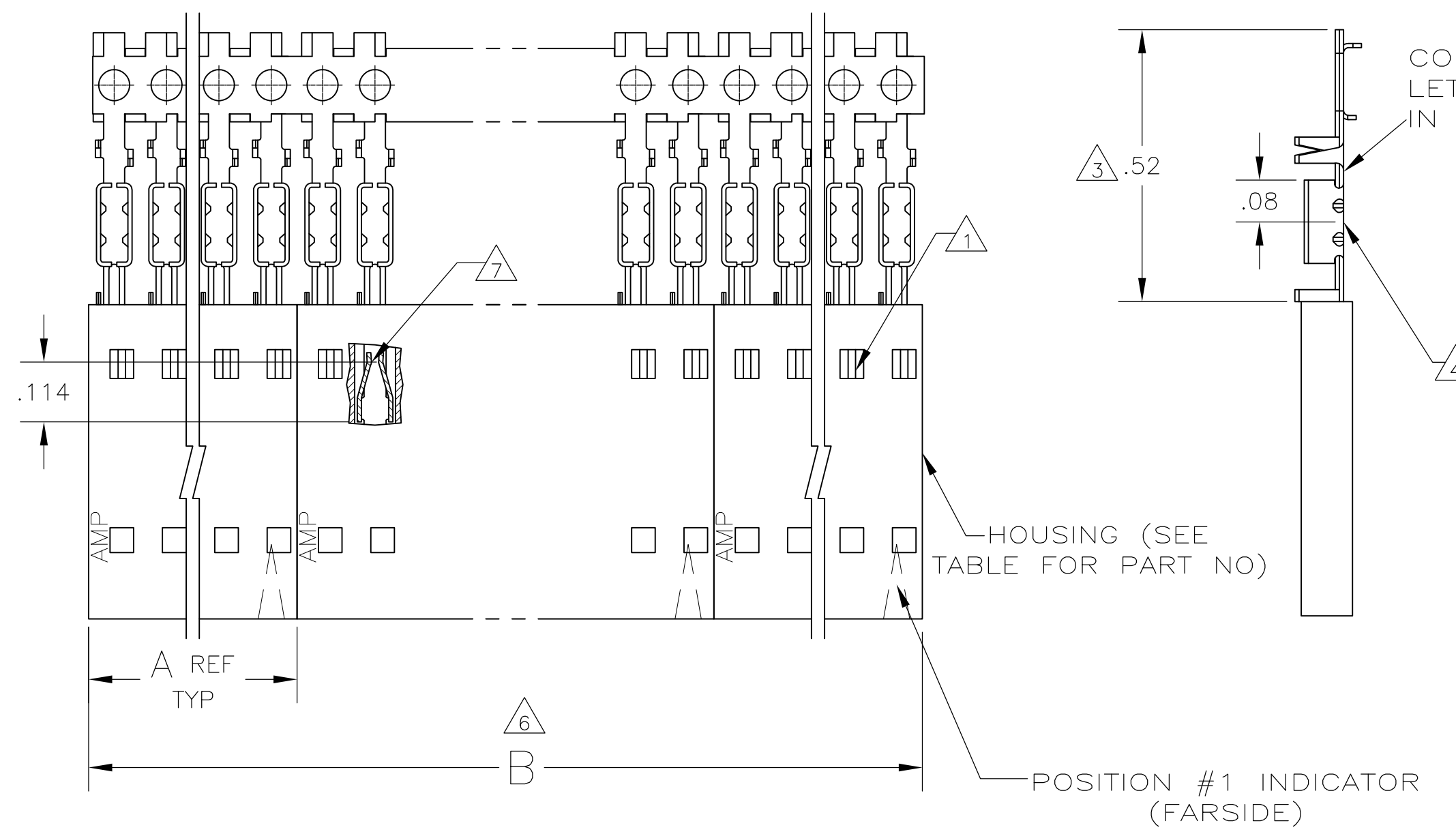


LOC	DIST	REVISIONS					
		P	LTR	DESCRIPTION	DATE	DWN	APVD
AD	00		K	EC 0G3C 0760 04	25DEC04	BSV	JLG
			K1	REVISED PER ECO-09-020774	26AUG09	KK	AEQ



EXAMPLE: STRIP ASSEMBLY
SCALE 2:1

- 1 CONTACTS ARE LATCHED INTO THE PRELOAD WINDOWS.
- 2 USE WITH #26-#30 AWG WIRE SIZE, .054/.030 INSULATION DIAMETER, .015 MAXIMUM INSULATION THICKNESS.
- 3 THE DIMENSION APPLIES WITH THE FORWARD PRELOAD STOP IN CONTACT WITH THE HOUSING SURFACE.
- 4 POINT OF MEASUREMENT FOR PLATING THICKNESS.
- 5 FOR INDIVIDUAL ASSEMBLIES SEE PART NUMBER 103903
- 6 ASSEMBLIES ARE JOINED BY THE CARRIER STRIP. ORDER QUANTITY REFLECTS TOTAL NUMBER OF INDIVIDUAL ASSEMBLIES REQUIRED. SEE TABLE FOR NUMBER OF ASSEMBLIES PER STRIP.
- 7 POINT OF MEASUREMENT FOR PLATING THICKNESS (INSIDE BEAMS)
- 8 MAXIMUM ALLOWABLE BOW OF ASSEMBLY NOT TO EXCEED .055
- 9 .000030 GOLD IN THE CONTACT AREA, .000100-.000200 BRIGHT TIN-LEAD ON THE TERMINATION AREA, ALL OVER .000050 NICKEL.
- 10 .000030 GOLD IN THE CONTACT AREA, .000100-.000200 BRIGHT TIN ON THE TERMINATION AREA, ALL OVER .000050 NICKEL.
- 11 .000030 GOLD IN THE CONTACT AREA, .000100-.000200 MATTE TIN ON THE TERMINATION AREA, ALL OVER .000050 NICKEL.
- 12 OBSOLETE PARTS: OBSOLETE CIS STREAMLINING PER D.RENAUD/D.SINISI

12	OBSOLETE	11	2	2.40	1.198	1-103688-1	12	6-103979-1
12	OBSOLETE	11	2	2.20	1.098	1-103688-0	11	6-103979-0
12	OBSOLETE	11	2	2.00	.998	103688-9	10	5-103979-9
12	OBSOLETE	11	2	1.80	.898	103688-8	9	5-103979-8
12	OBSOLETE	11	2	1.60	.798	103688-7	8	5-103979-7
12	OBSOLETE	11	2	1.40	.698	103688-6	7	5-103979-6
12	OBSOLETE	11	4	2.39	.598	103688-5	6	5-103979-5
		11	4	1.99	.498	103688-4	5	5-103979-4
		11	5	1.99	.398	103688-3	4	5-103979-3
		11	8	2.40	.298	103688-2	3	5-103979-2
		11	10	2.00	.198	103688-1	2	5-103979-1
12	OBSOLETE	9	2	2.40	1.198	1-103688-1	12	1-103979-1
12	OBSOLETE	9	2	2.20	1.098	1-103688-0	11	1-103979-0
12	OBSOLETE	9	2	2.00	.998	103688-9	10	103979-9
12	OBSOLETE	9	2	1.80	.898	103688-8	9	103979-8
12	OBSOLETE	9	2	1.60	.798	103688-7	8	103979-7
12	OBSOLETE	9	2	1.40	.698	103688-6	7	103979-6
12	OBSOLETE	9	4	2.39	.598	103688-5	6	103979-5
		9	4	1.99	.498	103688-4	5	103979-4
		10	5	1.99	.398	103688-3	4	103979-3
		9	8	2.40	.298	103688-2	3	103979-2
		9	10	2.00	.198	103688-1	2	103979-1
	PLATING	6	B	A		HOUSING PART NUMBER	NO OF POSN	ASSEMBLY PART NUMBER ON STRIP

THIS DRAWING IS A CONTROLLED DOCUMENT.

DWN	L.MAYER	5 NOV 86
CHK	P.C.DEJONG	12 NOV 86
APVD	P.C.DEJONG	12 NOV 86

Tyco Electronics Corporation
Harrisburg, Pa 17105-3608

RCPT ASSY, AMPMODU MTE, SINGLE
ROW, .100 C/L
FOR #26-30 AWG WIRE SIZE, STRIP FORM

108-25034
114-25026

SIZE: A2 CAGE CODE: 00779 DRAWING NO: 103979 RESTRICTED TO: -

SCALE: 4:1 SHEET: 1 OF 1 REV: K1