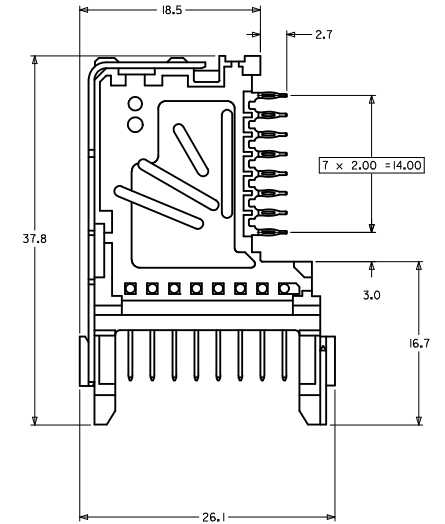
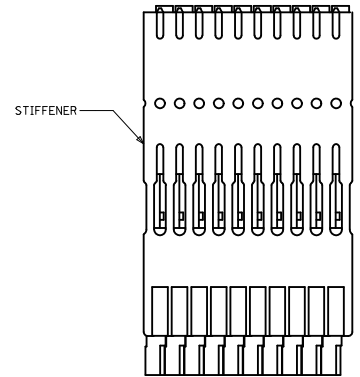
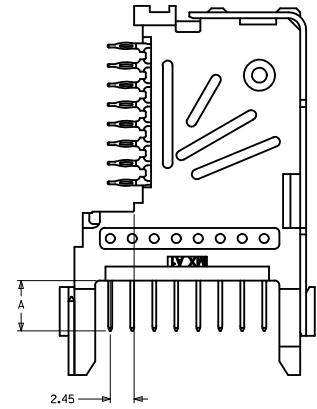
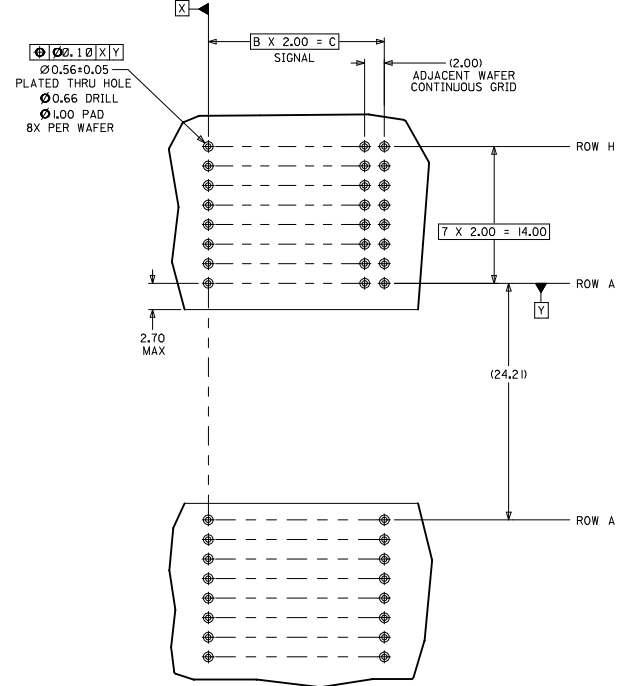


NOTES: (UNLESS OTHERWISE SPECIFIED)

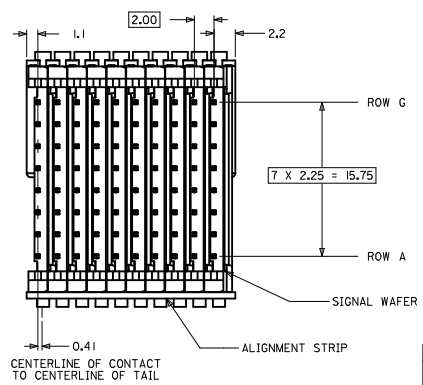
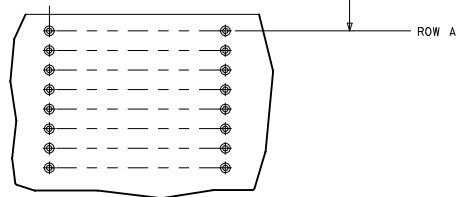
1. MATERIALS: HOUSING - LIQUID CRYSTAL POLYMER (LCP)
GLASS-FILLED, UL 94V-0
2. FINISH: SELECTIVE GOLD (Au) 0.76 OR 1.27 MICROMETERS MINIMUM IN CONTACT AREA, SELECTIVE TIN/LEAD (Sn/Pb) OR MATTE TIN (Sn) ON PCB TAILS, NICKEL (Ni) OVERALL.
3. SIGNAL WAFERS SUPPLIED ON A STAINLESS STEEL STIFFENER WITH A STAINLESS STEEL ALIGNMENT STRIP. CONFIGURATIONS ARE CUSTOM PER ASSEMBLY. CONSULT FACTORY FOR DETAILS.



MALE HOLE PATTERN (CONNECTOR SIDE) (10 WAFERS SHOWN)



RECEPTACLE HOLE PATTERN (CONNECTOR SIDE)



EXAMPLES OF WAFER ASSEMBLIES

NUMBER OF SIGNAL WAFERS	DIM B	DIM C
10	9	18.00
25	24	48.00
50	49	98.00

PART NUMBER	DIMENSION A	COLOR	PLATING	Au PLATING
75167-1000	5.15	BLACK	TIN/LEAD	30 Au
75167-1100	5.15	BLACK	MATTE TIN	30 Au
75167-1500	5.15	GRAY	TIN/LEAD	50 Au
75167-2000	ROW A & H	BLACK	TIN/LEAD	30 Au
	4.75			
	5.15			
75167-2100	ROW A & H	BLACK	MATTE TIN	30 Au
	4.75			
	5.15			
75167-2500	ROW A & H	GRAY	TIN/LEAD	50 Au
	4.75			
	5.15			

ADD LF P/NS EC NO: UCP2012-2764 D DRAWN BY: MWOLFE 2012/02/23 CHKD: SDANNELLEY 2012/02/23 APPR: SMILLER 2012/03/02	QUALITY SYMBOLS	GENERAL TOLERANCES (UNLESS SPECIFIED)	DIMENSION STYLE	SCALE	DESIGN UNITS	THIRD ANGLE PROJECTION
	∇=0 ∇=0 ∇=0	4 PLACES ± mm ± INCH 3 PLACES ± --- ± --- 2 PLACES ± 0.25 ± --- 1 PLACE ± 0.38 ± --- ANGULAR ±1/2°	MM ONLY	DATE	METRIC	
				TITLE		
				VHDM LITE 8 ROW RIGHT ANGLE MALE SIGNAL WAFER SALES ASS'Y MOLEX MOLEX INCORPORATED		
		DRAFT WHERE APPLICABLE MUST REMAIN WITHIN DIMENSIONS	MATERIAL NO.	DOCUMENT NO.	SHEET NO.	
			SEE TABLE	SD-75167-001	1 OF 1	
			THIS DRAWING CONTAINS INFORMATION THAT IS PROPRIETARY TO MOLEX INCORPORATED AND SHOULD NOT BE USED WITHOUT WRITTEN PERMISSION			