

## Component terminal block - UDK 4-ULA 48 RD/O-U - 2775032

Please be informed that the data shown in this PDF Document is generated from our Online Catalog. Please find the complete data in the user's documentation. Our General Terms of Use for Downloads are valid (<http://phoenixcontact.com/download>)



Component terminal block, Connection type: Screw connection, Cross section: 0.2 mm<sup>2</sup> - 6 mm<sup>2</sup>, AWG: 24 - 10, Nominal current: 32 A, Nominal voltage: 500 V, Length: 63.5 mm, Width: 6.2 mm, Color: gray, Assembly: NS 35/7,5, NS 35/15, NS 32

The illustration shows version UDK 4-ULA 230

### Key commercial data

Packing unit	1 pc
GTIN	 4 017918 068387
Weight per Piece (excluding packing)	13.91 GRM
Custom tariff number	85369010
Country of origin	Germany

### Technical data

#### General

Number of levels	1
Number of connections	3
Color	gray
Insulating material	PA
Inflammability class according to UL 94	V2
Maximum load current	32 A (with 6 mm <sup>2</sup> conductor cross section)
Rated surge voltage	6 kV
Pollution degree	3
Surge voltage category	III
Insulating material group	I
Connection in acc. with standard	IEC 60947-7-1
Nominal current I <sub>N</sub>	32 A (the maximum load current must not be exceeded by the total current of all connected conductors)
Nominal voltage U <sub>N</sub>	500 V (to neighboring terminal blocks.)
Open side panel	ja

## Component terminal block - UDK 4-ULA 48 RD/O-U - 2775032

### Technical data

#### Dimensions

Width	6.2 mm
Length	63.5 mm
Height NS 35/7,5	47 mm
Height NS 35/15	54.5 mm
Height NS 32	52 mm

#### Connection data

Conductor cross section solid min.	0.2 mm <sup>2</sup>
Conductor cross section solid max.	6 mm <sup>2</sup>
Conductor cross section stranded min.	0.2 mm <sup>2</sup>
Conductor cross section stranded max.	4 mm <sup>2</sup>
Conductor cross section AWG/kcmil min.	24
Conductor cross section AWG/kcmil max	10
Conductor cross section stranded, with ferrule without plastic sleeve min.	0.25 mm <sup>2</sup>
Conductor cross section stranded, with ferrule without plastic sleeve max.	4 mm <sup>2</sup>
Conductor cross section stranded, with ferrule with plastic sleeve min.	0.25 mm <sup>2</sup>
Conductor cross section stranded, with ferrule with plastic sleeve max.	1.5 mm <sup>2</sup>
2 conductors with same cross section, solid min.	0.2 mm <sup>2</sup>
2 conductors with same cross section, solid max.	1 mm <sup>2</sup>
2 conductors with same cross section, stranded min.	0.2 mm <sup>2</sup>
2 conductors with same cross section, stranded max.	1.5 mm <sup>2</sup>
2 conductors with same cross section, stranded, ferrules without plastic sleeve, min.	0.25 mm <sup>2</sup>
2 conductors with same cross section, stranded, ferrules without plastic sleeve, max.	1.5 mm <sup>2</sup>
2 conductors with same cross section, stranded, TWIN ferrules with plastic sleeve, min.	0.5 mm <sup>2</sup>
2 conductors with same cross section, stranded, TWIN ferrules with plastic sleeve, max.	2.5 mm <sup>2</sup>
Cross section with insertion bridge, solid max.	2.5 mm <sup>2</sup>
Cross section with insertion bridge, stranded max.	2.5 mm <sup>2</sup>
Connection method	Screw connection
Stripping length	8 mm
Internal cylindrical gage	A4
Screw thread	M3
Tightening torque, min	0.6 Nm
Tightening torque max	0.8 Nm

# Component terminal block - UDK 4-ULA 48 RD/O-U - 2775032

## Classifications

### eCl@ss

eCl@ss 4.0	27141120
eCl@ss 4.1	27141120
eCl@ss 5.0	27141120
eCl@ss 5.1	27141120
eCl@ss 6.0	27141120
eCl@ss 7.0	27141120
eCl@ss 8.0	27141127

### ETIM

ETIM 2.0	EC000897
ETIM 3.0	EC000897
ETIM 4.0	EC000897
ETIM 5.0	EC000903

### UNSPSC

UNSPSC 6.01	30211811
UNSPSC 7.0901	39121410
UNSPSC 11	39121410
UNSPSC 12.01	39121410
UNSPSC 13.2	39121410

## Approvals

### Approvals

---

#### Approvals

CSA / UL Recognized / cUL Recognized / GOST / GOST / cULus Recognized

---

#### Ex Approvals

---


Approvals submitted


---


### Approval details

# Component terminal block - UDK 4-ULA 48 RD/O-U - 2775032

## Approvals


CSA 	
mm <sup>2</sup> /AWG/kcmil	22-12
Nominal current IN	10 A
Nominal voltage UN	600 V

UL Recognized 				
		B	C	D
mm <sup>2</sup> /AWG/kcmil	30-10	30-10	30-10	
Nominal current IN	30 A	30 A	5 A	30 A
Nominal voltage UN	300 V	300 V	600 V	600 V

cUL Recognized 				
		B	C	D
mm <sup>2</sup> /AWG/kcmil	30-10	30-10	30-10	
Nominal current IN	30 A	30 A	5 A	30 A
Nominal voltage UN	300 V	300 V	600 V	600 V

GOST 	
--	--

GOST 	
--	--

cULus Recognized 	
--	--