

Directional 20 dB 2.92mm Coupler From 2 GHz to 40 GHz Rated to 30 Watts



Couplers Technical Data Sheet

PE2CP1133-20

Features

- 2 GHz to 40 GHz
- 30 Watts CW Max Power
- 20 dB Coupling Value
- Directional 2.92mm Coupler
- Meets Standards for Humidity, Shock, Vibration, Altitude

Applications

- Communications Systems
- GSM, LTE, 5G
- Amplifier Systems
- Point-to-Point Radio
- Automotive Radar
- Defense Applications
- Wireless Telecommunications

Description

The PE2CP1133-20 is an 20 dB RF coupler with 50 ohm 2.92mm connectors operating from 2 GHz to 40 GHz with a maximum input power of 30 Watts CW, and peak power handling of 300 watt. The PE2CP1133-20 has a coupling factor of 20 dB, insertion loss of 1.5 dB maximum and a maximum VSWR of 1.6:1. The coupler operates over a temperature range of -45 to 85° C and meets environmental standard for humidity, shock, vibration, and altitude. Couplers have many Applications and perform several functions within the RF/Microwave industry such as circuit feedback and signal sampling for measurement or monitoring.

Electrical Specifications

Description	Minimum	Typical	Maximum	Units
Frequency Range	2		40	GHz
Impedance		50		Ohms
Coupling	19	20	21	dB
Frequency Sensitivity		±0.5	±1	dB
Insertion Loss			1.5	dB
Directivity	10	14		dB
Main Line VSWR		1.4:1	1.6:1	
Secondary Line VSWR		1.4:1	1.6:1	
Input Power (CW)			30	Watts
Input Power (Peak)			300	Watts

Click the following link (or enter part number in "SEARCH" on website) to obtain additional part information including price, inventory and certifications: [Directional 20 dB 2.92mm Coupler From 2 GHz to 40 GHz Rated to 30 Watts PE2CP1133-20](#)

Directional 20 dB 2.92mm Coupler From
2 GHz to 40 GHz Rated to 30 Watts



Couplers Technical Data Sheet

PE2CP1133-20

Performance by Frequency

Description	F1	F2	F3	F4	F5	Units
Frequency Range	2 to 18	18 to 40				GHz
Insertion Loss, Typ	0.7	1				dB
Main Line VSWR, Typ	1.3:1	1.4:1				
Main Line VSWR, Max	1.4:1	1.6:1				
Secondary Line VSWR, Typ	1.3:1	1.4:1				
Secondary Line VSWR, Max	1.4:1	1.6:1				
Directivity, Min	12	10				dB
Directivity, Typ	14	12				dB
Coupling, Typ	20	20				dB
Frequency Sensitivity, Typ	±0.5	±0.7				dB

Mechanical Specifications

Weight 0.058 lbs [26.31 g]
Housing Material and Plating Aluminum

Configuration

Package Type Connectorized
Input Connector 2.92mm Female
Output Connector 2.92mm Female
Coupled Connectors 2.92mm Female

Environmental Specifications

Temperature

Operating Range -45 to +85 deg C
Storage Range -55 to +125 deg C

Humidity 100% RH at 35°C, 95% RH at 40°C
Shock 20G for 11msec half sine wave, 3 axis both directions
Vibration 25g RMS (15 degrees 2KHz) endurance, 1 hour per axis
Altitude 30,000 ft. (Epoxy Sealed Controlled environment)

Compliance Certifications (see [product page](#) for current document)

Plotted and Other Data

Notes:

Click the following link (or enter part number in "SEARCH" on website) to obtain additional part information including price, inventory and certifications: [Directional 20 dB 2.92mm Coupler From 2 GHz to 40 GHz Rated to 30 Watts PE2CP1133-20](#)

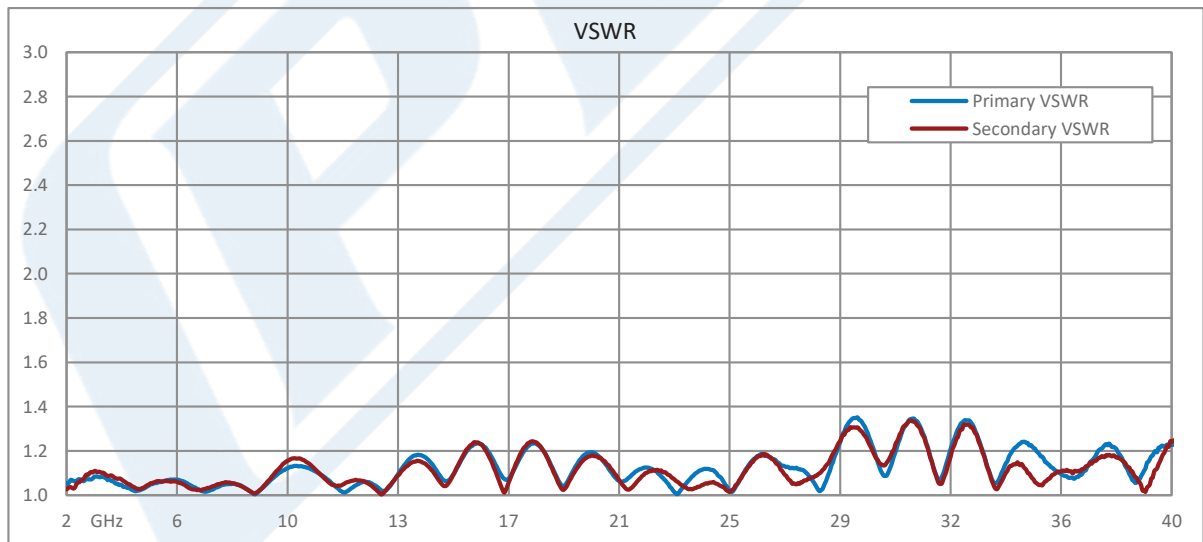
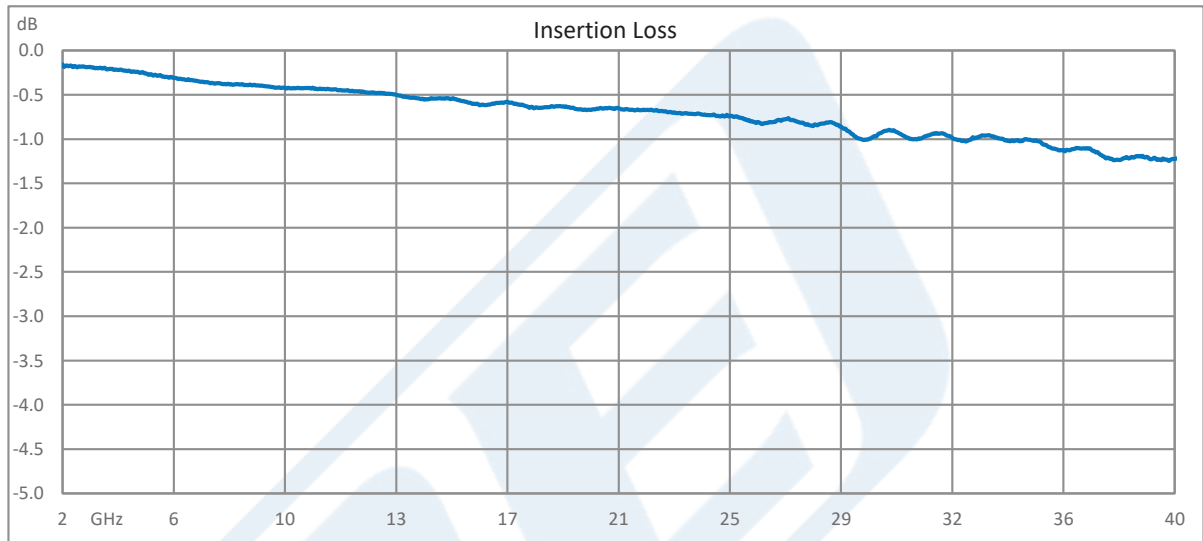
Directional 20 dB 2.92mm Coupler From
2 GHz to 40 GHz Rated to 30 Watts



Couplers Technical Data Sheet

PE2CP1133-20

Typical Performance Data



Click the following link (or enter part number in "SEARCH" on website) to obtain additional part information including price, inventory and certifications: [Directional 20 dB 2.92mm Coupler From 2 GHz to 40 GHz Rated to 30 Watts PE2CP1133-20](#)

Directional 20 dB 2.92mm Coupler From 2 GHz to 40 GHz Rated to 30 Watts



Couplers Technical Data Sheet

PE2CP1133-20

Directional 20 dB 2.92mm Coupler From 2 GHz to 40 GHz Rated to 30 Watts from Pasternack Enterprises has same day shipment for domestic and International orders. Our RF, microwave and millimeter wave products maintain a 99.4% availability and are part of the broadest selection in the industry.

Click the following link (or enter part number in "SEARCH" on website) to obtain additional part information including price, inventory and certifications: [Directional 20 dB 2.92mm Coupler From 2 GHz to 40 GHz Rated to 30 Watts PE2CP1133-20](https://www.pasternack.com/directional-20-db-2.92mm-coupler-40-ghz-pe2cp1133-20-p.aspx)

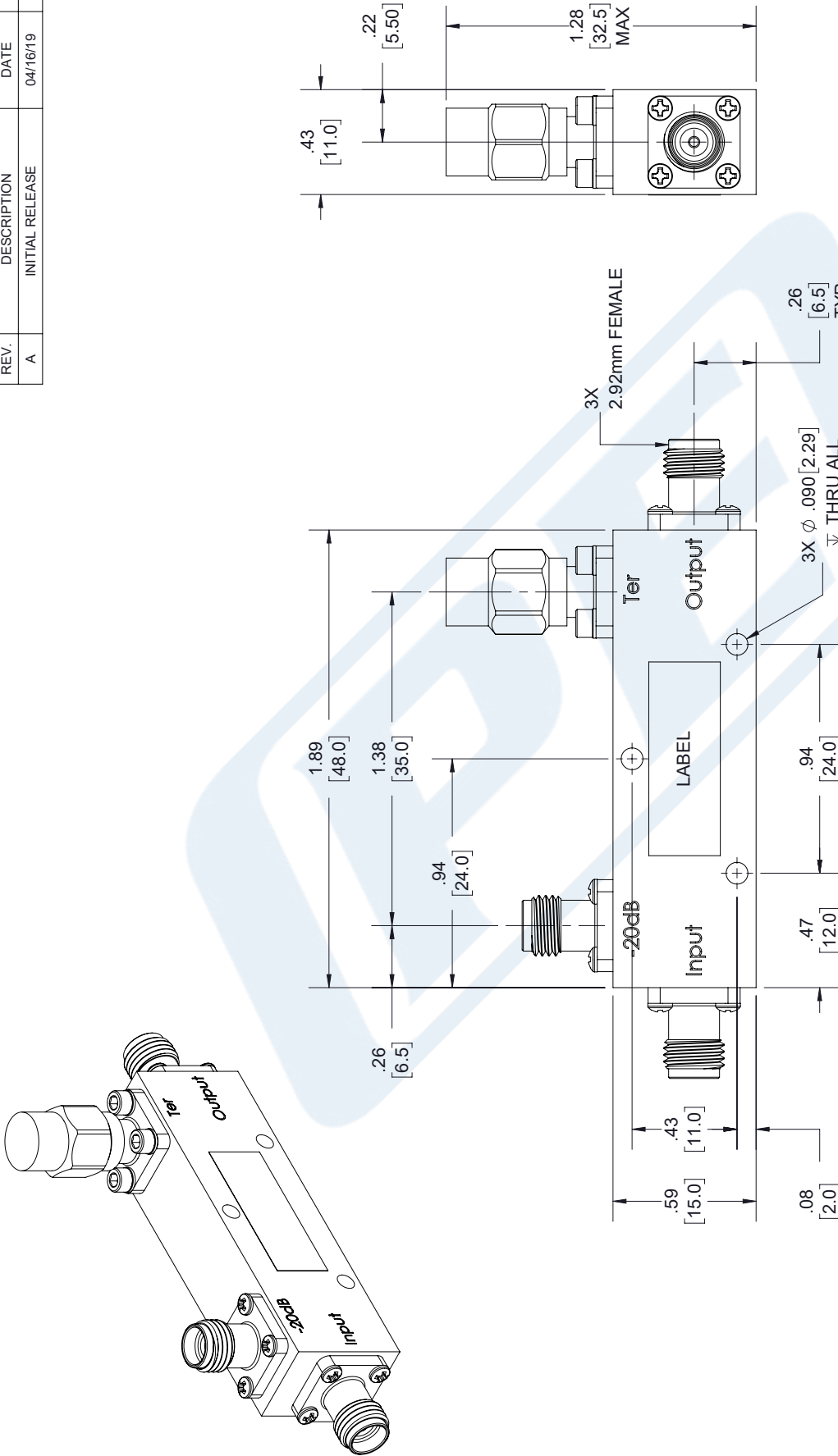
URL: <https://www.pasternack.com/directional-20-db-2.92mm-coupler-40-ghz-pe2cp1133-20-p.aspx>

The information contained in this document is accurate to the best of our knowledge and representative of the part described herein. It may be necessary to make modifications to the part and/or the documentation of the part, in order to implement improvements. Pasternack reserves the right to make such changes as required. Unless otherwise stated, all specifications are nominal. Pasternack does not make any representation or warranty regarding the suitability of the part described herein for any particular purpose, and Pasternack does not assume any liability arising out of the use of any part or documentation.

PE2CP1133-20 CAD Drawing

Directional 20 dB 2.92mm Coupler From 2 GHz to 40 GHz Rated to 30 Watts

REVISIONS			
REV.	DESCRIPTION	DATE	APPROVED
A	INITIAL RELEASE	04/16/19	S.PONG



UNLESS OTHERWISE SPECIFIED LEADING DIMENSIONS ARE IN INCHES DIMENSIONS IN [] ARE MILLIMETERS

TOLERANCES:
 X±.2 [5.08] FRACTIONS
 .XX±.01 [.25] ±.132
 .XXX±.005 [.13] ANGLES ± 1°
 ALL DIMENSIONS SHOWN ARE FOR REFERENCE ONLY.

THIRD-ANGLE PROJECTION

THE INFORMATION AND DESIGN IN THIS DOCUMENT IS THE PROPERTY OF PASTERNAK CORPORATION. ALL RIGHTS RESERVED.

PE PASTERNAK
 an INFINITO brand
 Pasternack Enterprises, Inc.
 P.O. Box 16759, Irvine, CA 92623.
 Phone: 1.949.261.1920 | 1.866.727.8376
 Fax: 1.949.261.7451
 www.pasternack.com | e-mail: sales@pasternack.com

SHEET 1 OF 1
 SCALE N/A

SIZE A CAGE 53919 DRAWN BY K.DANG PART NUMBER PE2CP1133-20 REV A

PASTERNAK
 PE2CP1133-20
 D/C: XXXX

THESE COMMODITIES, TECHNOLOGY OR SOFTWARE WERE EXPORTED FROM THE UNITED STATES IN ACCORDANCE WITH THE EXPORT ADMINISTRATION REGULATIONS. DIVERSION CONTRARY TO U.S. LAW PROHIBITED.