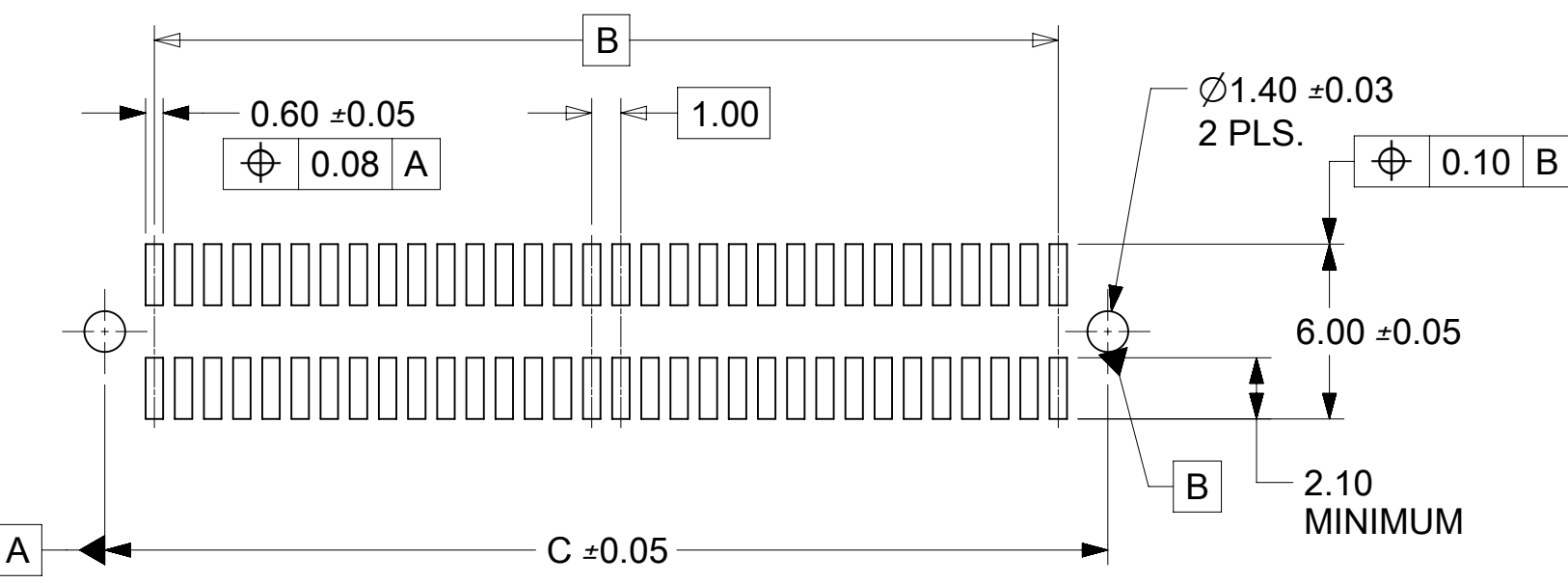
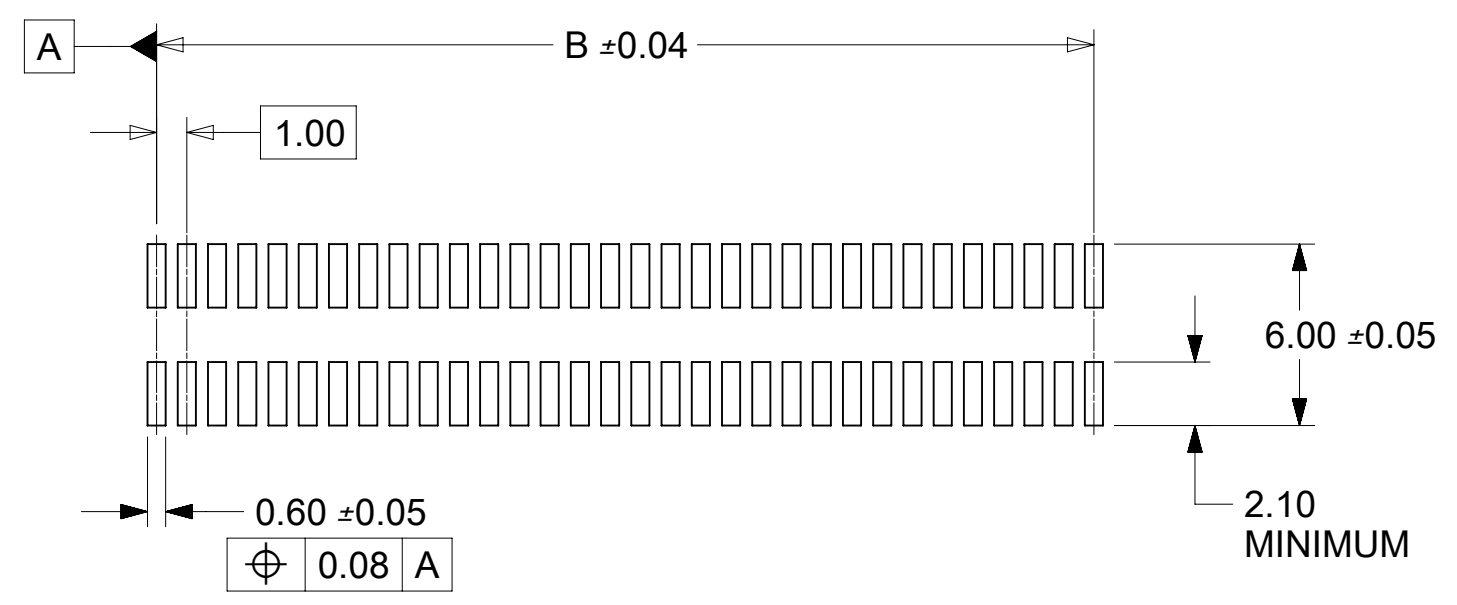


CIRCUIT SIZE	DIM.A	DIM.B	DIM.C	DIM.D
20	13.90	9.00	12.40	12.22
30	18.90	14.00	17.40	17.22
40	23.90	19.00	22.40	22.22
50	28.90	24.00	27.40	27.22
60	33.90	29.00	32.40	32.22
64	35.90	31.00	34.40	34.22
70	38.90	34.00	37.40	37.22
80	43.90	39.00	42.40	42.22
84	45.90	41.00	44.40	44.22
90	48.90	44.00	47.40	47.22
100	53.90	49.00	52.40	52.22
110	58.90	54.00	57.40	57.22
120	63.90	59.00	62.40	62.22



**RECOMMENDED PCB LAYOUT
(WITH AND WITHOUT PEGS)
RECOMMENDED PCB THICKNESS: 1.00±0.10**

NOTES

- HOUSING MATERIAL: GLASS FILLED LIQUID CRYSTAL POLYMER(LCP) ; UL 94V-0; SEE SHEET 2 FOR COLOR.
TERMINAL MATERIAL: PHOSPHOR BRONZE; 0.205 THICK
VACUUM CAP MATERIAL: STAINLESS STEEL; 0.255 THICK.
- CONTACT PLATING FINISH: REFER TO CHART ON SHEET 2.
- THIS PART, WHEN MATED WITH MOLEX 1.0mm PLUG CONNECTOR SERIES 71436, CONFORMS TO MOLEX PRODUCT SPECIFICATION PS-71436-9999.
REFER TO CHART ON SHEET 2 FOR MATED STACK HEIGHTS FOR THIS RECEPTACLE.
- PACKAGING SPECIFICATIONS: REFER TO CHART ON SHEET 2.
- PEGS ARE OPTIONAL. REFER TO CHART ON SHEET 2.
- VACUUM PICK & PLACE CAP IS OPTIONAL. REFER TO CHART ON SHEET 2.
- THIS PART CONFORMS TO EIA STANDARD 700 AAAB FOR 1.0mm TWO-PART CONNECTORS FOR USE WITH PARALLEL PRINTED BOARDS.
- COPLANARITY OF SMT TAILS: 0.10mm MAXIMUM.
- 64-CIRCUIT RECEPTACLE ASSEMBLY WITH PEGS AND VACUUM CAP SHOWN FOR ILLUSTRATION PURPOSES ONLY.
- ASSEMBLY TO HAVE DATE CODE: XX XX
WEEK YEAR

THIS DRAWING CONTAINS INFORMATION THAT IS PROPRIETARY TO MOLEX ELECTRONIC TECHNOLOGIES, LLC AND SHOULD NOT BE USED WITHOUT WRITTEN PERMISSION			
DIMENSION UNITS mm	SCALE 4:1	CURRENT REV DESC: REDRAWN IN NX	
GENERAL TOLERANCES (UNLESS SPECIFIED)		SALES ASSY, 1.0MM BOARD TO BOARD RECEPTACLE CONNECTOR 5.30 HIGH	
ANGULAR TOL	± 0.5°		
4 PLACES	±		
3 PLACES	±		
2 PLACES	± 0.13		
1 PLACE	± 0.25	INITIAL REVISION:	
0 PLACES	±	DRWN: REED	1995/04/03
DRAFT WHERE APPLICABLE MUST REMAIN WITHIN DIMENSIONS		THIRD ANGLE PROJECTION	DRAWING
		C-SIZE	SERIES
			71439
DOCUMENT NUMBER		DOC TYPE	DOC PART
714390000		PSD	000
MATERIAL NUMBER		CUSTOMER	REVISION
SEE TABLE		GENERAL MARKET	A1
DOCUMENT STATUS		SHEET NUMBER	
P1	RELEASE DATE	1 OF 2	
2019/02/01	01:16:41		

WHITE (NATURAL) MATERIAL

PART NUMBER	CIRCUIT SIZE	CONTACT PLATING SEE NOTE BELOW CHARTS	PEGS	PICK & PLACE CAP	PACKAGING SPEC. NUMBER	PACKAGING TYPE
71439-0164	64	30 GOLD	YES	NO	PK-70873-013	TUBE
71439-0264	64	50 GOLD	NO	YES	PK-70873-063	TAPE & REEL
71439-0364	64	30 GOLD	YES	YES	PK-70873-014	TUBE
71439-0464	64	30 GOLD	YES	YES	PK-70873-063	TAPE & REEL
71439-0564	64	30 GOLD	NO	NO	PK-70873-015	TUBE
71439-0764	64	30 GOLD	NO	YES	PK-70873-017	TUBE
71439-0864	64	30 GOLD	NO	YES	PK-70873-063	TAPE & REEL
71439-0664	64	50 GOLD	YES	NO	PK-70873-013	TUBE
71439-0064	64	50 GOLD	NO	NO	PK-70873-015	TUBE

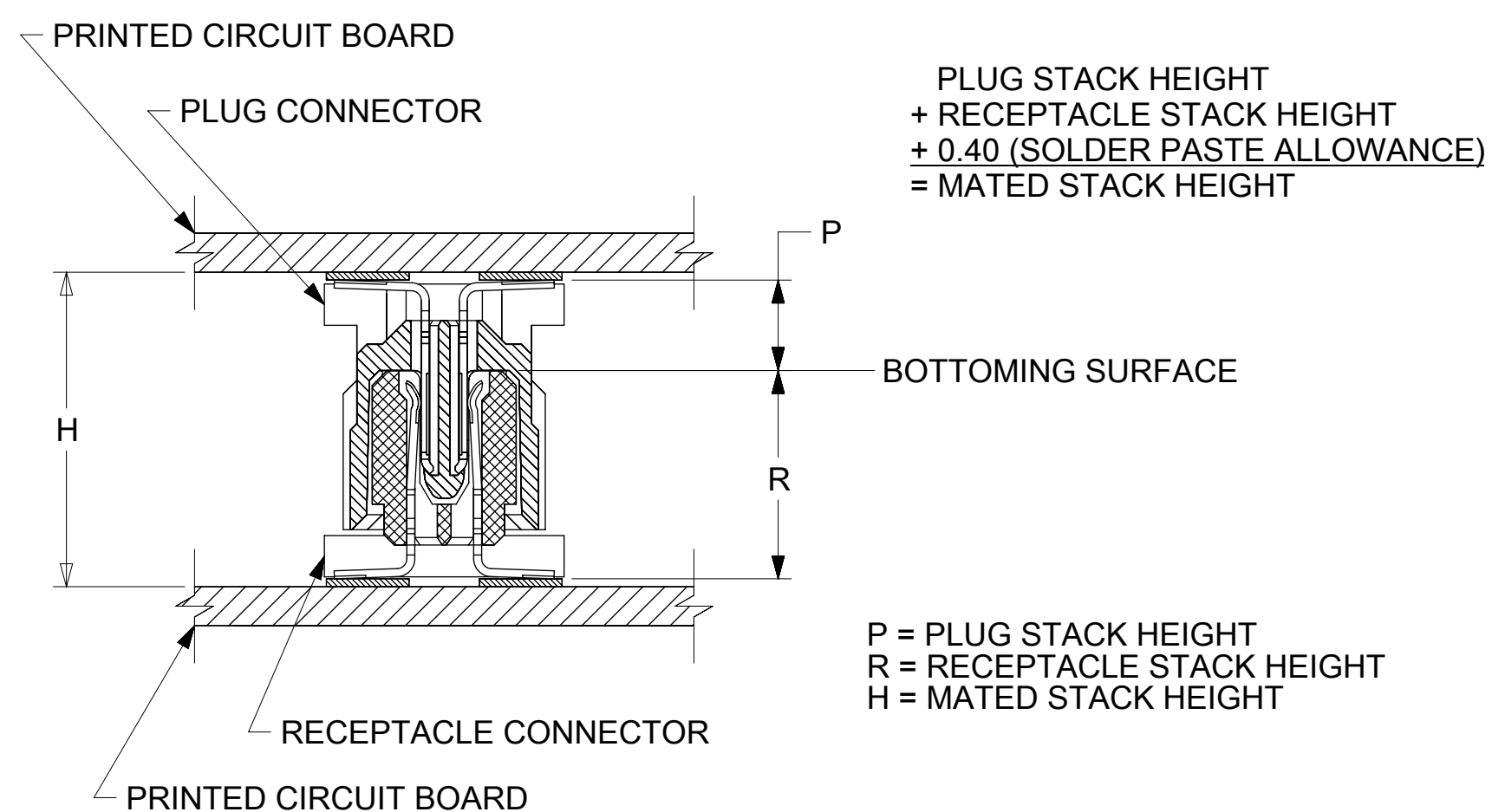
BLACK MATERIAL

PART NUMBER	CIRCUIT SIZE	CONTACT PLATING SEE NOTE BELOW CHARTS	PEGS	PICK & PLACE CAP	PACKAGING SPEC. NUMBER	PACKAGING TYPE
71439-0964	64	30 GOLD	NO	YES	PK-70873-063	TAPE & REEL

CONTACT PLATING :

30 GOLD - 0.76 MICROMETER MINIMUM GOLD IN CONTACT AREA AND
1.91 MICROMETER MINIMUM MATTE TIN IN SOLDER
TAIL AREA. NICKEL UNDERPLATE OVER ENTIRE TERMINAL.

50 GOLD - 1.27 MICROMETER MINIMUM GOLD IN CONTACT AREA AND
1.91 MICROMETER MINIMUM MATTE TIN IN SOLDER
TAIL AREA. NICKEL UNDERPLATE OVER ENTIRE TERMINAL.



RECOMMENDED PLUG/RECEPTACLE COMBINATION FOR MATED STACK HEIGHT PER EIA STANDARD 700 AAAB

MATED STACK HEIGHT	RECEPTACLE HEIGHT	RECEPTACLE SERIES NO.	PLUG HEIGHT	PLUG SERIES NO.
8.00	5.30	71439-0***	2.30	71436-0***
9.00	5.30	71439-0***	3.30	71436-1***
10.00	5.30	71439-0***	4.30	71436-2***

THIS DRAWING CONTAINS INFORMATION THAT IS PROPRIETARY TO MOLEX ELECTRONIC TECHNOLOGIES, LLC AND SHOULD NOT BE USED WITHOUT WRITTEN PERMISSION

DIMENSION UNITS	SCALE	CURRENT REV	DESC: REDRAWN IN NX	molex			
mm	---			SALES ASSY, 1.0MM BOARD TO BOARD RECEPTACLE CONNECTOR 5.30 HIGH			
GENERAL TOLERANCES (UNLESS SPECIFIED)				PRODUCT CUSTOMER DRAWING			
ANGULAR TOL	± 0.5°	EC NO:	610884	DOCUMENT NUMBER: 714390000 DOC TYPE: PSD DOC PART: 000 REVISION: A1			
4 PLACES	±	DRWN:	TTAO03 2019/01/23				
3 PLACES	±	CHK'D:	JKACHLIC 2019/02/01	MATERIAL NUMBER: SEE TABLE CUSTOMER: GENERAL MARKET SHEET NUMBER: 2 OF 2			
2 PLACES	± 0.13	APPR:	JKACHLIC 2019/02/01				
1 PLACE	± 0.25	INITIAL REVISION:		SERIES: 71439			
0 PLACES	±	DRWN:	REED 1995/04/03				
DRAFT WHERE APPLICABLE MUST REMAIN WITHIN DIMENSIONS		THIRD ANGLE PROJECTION	DRAWING	C-SIZE			
			SERIES				