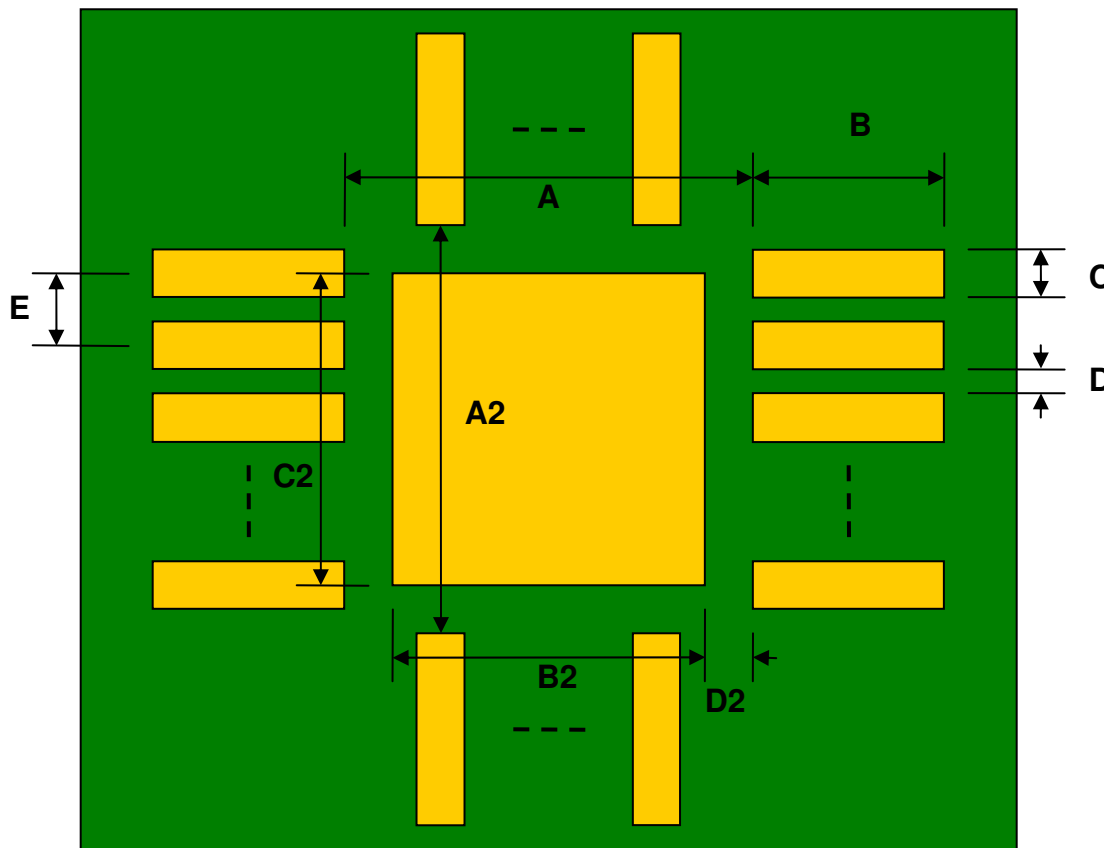


## QFN-32 to DIP-36 SMT Adapter (0.5 mm pitch, 5 x 6 mm body)

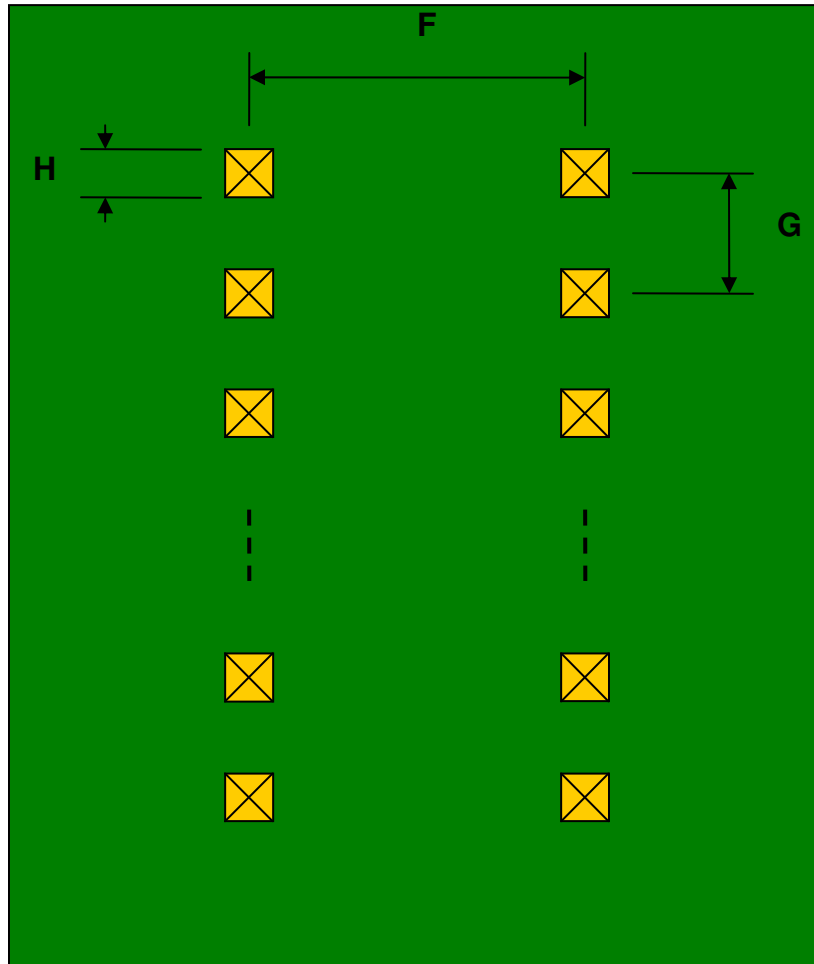
| REF. | DIMENSIONS |      |      |        |       |      |
|------|------------|------|------|--------|-------|------|
|      | mm         |      |      | inches |       |      |
|      | MIN.       | TYP. | MAX. | MIN.   | TYP.  | MAX. |
| A    |            | 4.00 |      |        |       |      |
| A2   |            | 5.00 |      |        |       |      |
| B    |            | 0.70 |      |        |       |      |
| C    |            | 0.22 |      |        |       |      |
| B2   |            | 2.48 |      |        |       |      |
| C2   |            | 3.40 |      |        |       |      |
| D    |            | 0.28 |      |        |       |      |
| D2   |            | 0.76 |      |        |       |      |
| E    |            | 0.50 |      |        |       |      |
| F    |            |      |      |        | 0.600 |      |
| G    |            |      |      |        | 0.100 |      |
| H    |            |      |      |        | 0.025 |      |

Top View (SMT Footprint)



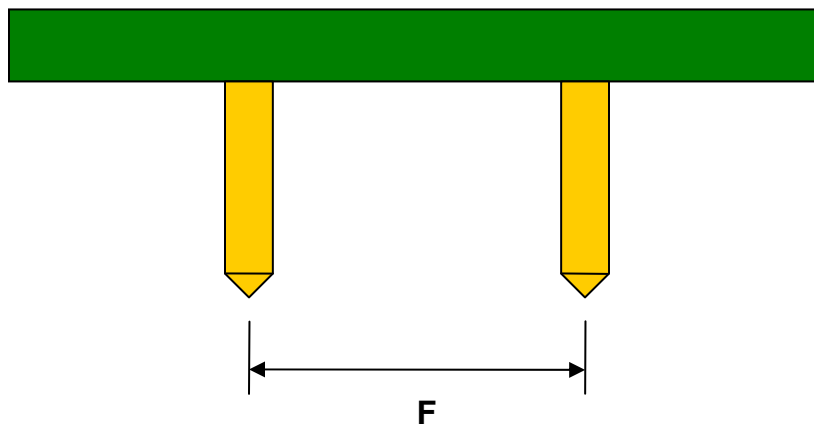
(Representative drawing only - not to scale)

### Bottom View (DIP Pins)



(Representative drawing only - not to scale)

### Side View (DIP Pins)



(Representative drawing only - not to scale)