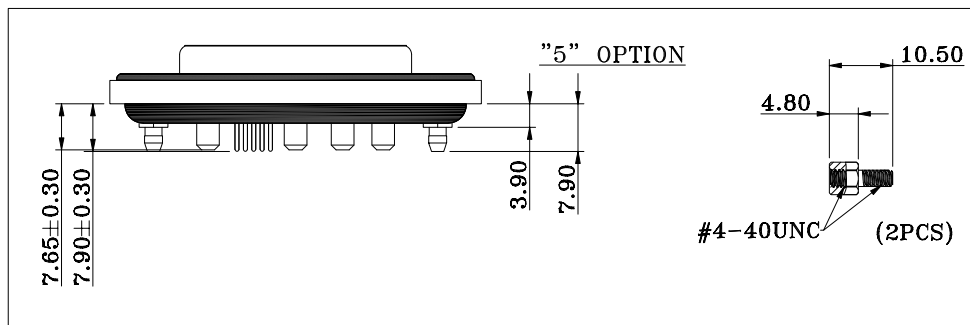
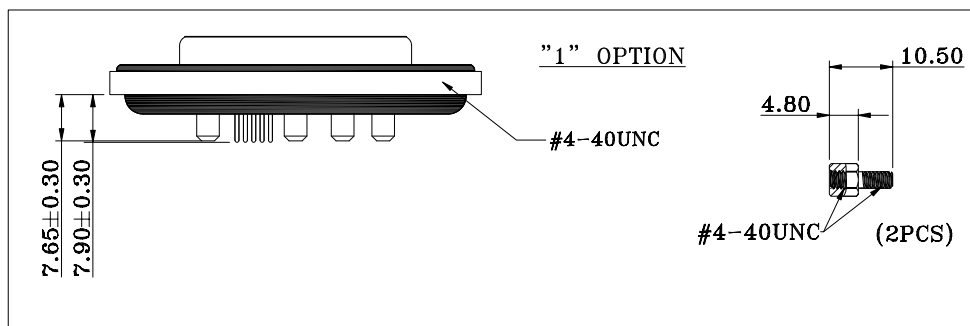


HARDWARE OPTIONS



NOTE:

MATERIAL

HOUSING  
FLANGE  
CONTACT  
SHELL  
O-RING  
SEALING COMPOUND  
HARDWARE

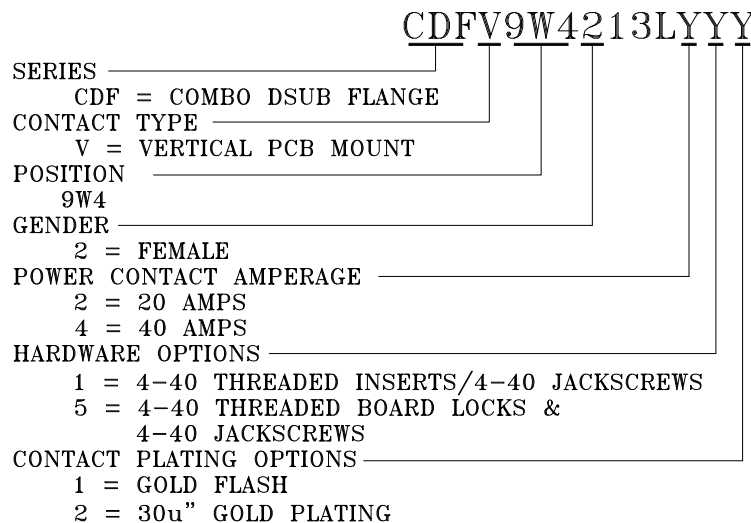
PBT UL94V-0, BLACK  
PBT UL94V-0, BLACK  
BRASS, PLATING P/N KEY BELOW  
STEEL, NICKEL  
SILICONE  
EPOXY  
BRASS; NICKEL PLATED

ELECTRICAL

SIGNAL CONTACT RATED CURRENT 5A  
POWER CONTACT RATED CURRENT P/N KEY BELOW  
VOLTAGE 1000 VAC 1 MIN  
INSULATOR RESISTANCE 5 GOhms MIN.  
SIGNAL CONTACT RESISTANCE 10 mOhms MAX.  
POWER CONTACT RESISTANCE 2.0 mOhms MAX.  
WATER PROOF IP67

ENVIRONMENT

OPERATION TEMPERATURE -25°C TO +85°C



RoHS COMPLIANT



THESE DRAWINGS AND SPECIFICATIONS ARE THE PROPERTY OF NorComp AND SHALL NOT BE REPRODUCED, COPIED OR USED AS THE BASIS FOR THE MANUFACTURE OR SALE OF APPARATUS WITHOUT WRITTEN PERMISSION.

DRAWN:

J. KADEL

DATE:

04/22/2020

TOLERANCES

X.  $\pm 0.40$   
.X  $\pm 0.30$   
.XX  $\pm 0.20$   
.XXX  $\pm 0.10$

UNITS = mm

DO NOT SCALE FROM DRAWING

NorComp

SCALE:  
NTS

SHEET OF  
1 2

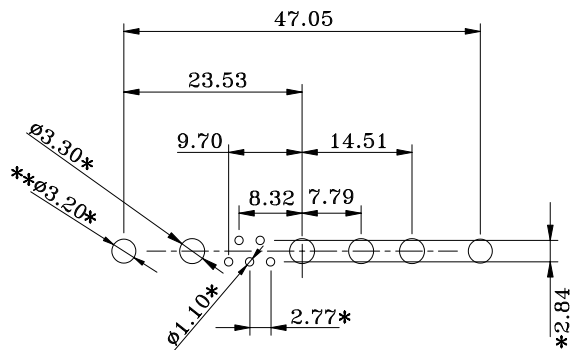
REV  
1

DWG NO.

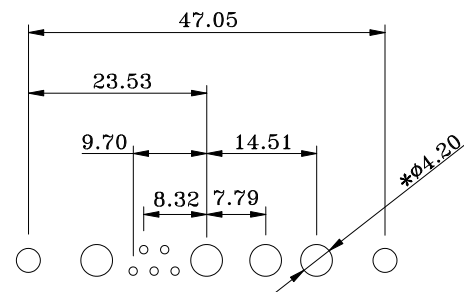
CDFV9W4213LYYY

**\*\* $\phi$ 3.20MM HOLES NOT NEEDED FOR "1" HARDWARE OPTION**

**20 AMP CONFIGURATION**



**40 AMP CONFIGURATION**



**RECOMMENDED PCB LAYOUT**

**\*TYPICAL // HOLE SIZE MAY NOT BE SUITABLE FOR YOUR SPECIFIC APPLICATION**

**RoHS COMPLIANT**



THESE DRAWINGS AND SPECIFICATIONS ARE THE PROPERTY OF NorComp AND SHALL NOT BE REPRODUCED, COPIED OR USED AS THE BASIS FOR THE MANUFACTURE OR SALE OF APPARATUS WITHOUT WRITTEN PERMISSION.

DRAWN:

J. KADEL

DATE:

04/22/2020

**TOLERANCES**

X.  $\pm 0.40$   
 .X  $\pm 0.30$   
 .XX  $\pm 0.20$   
 .XXX  $\pm 0.10$

UNITS = mm

**DO NOT SCALE FROM DRAWING**

**NorComp**

SCALE:

NTS

SHEET

OF

2

2

REV

1

DWG NO.

**CDFV9W4213LYYY**