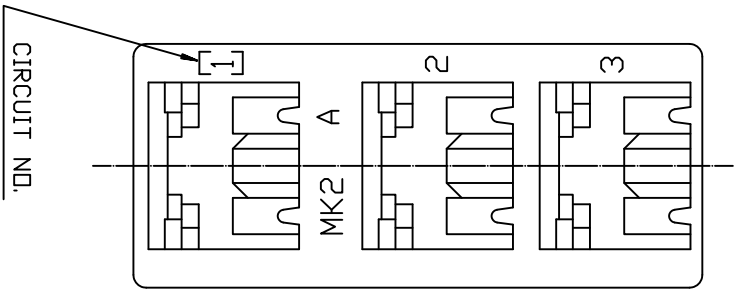
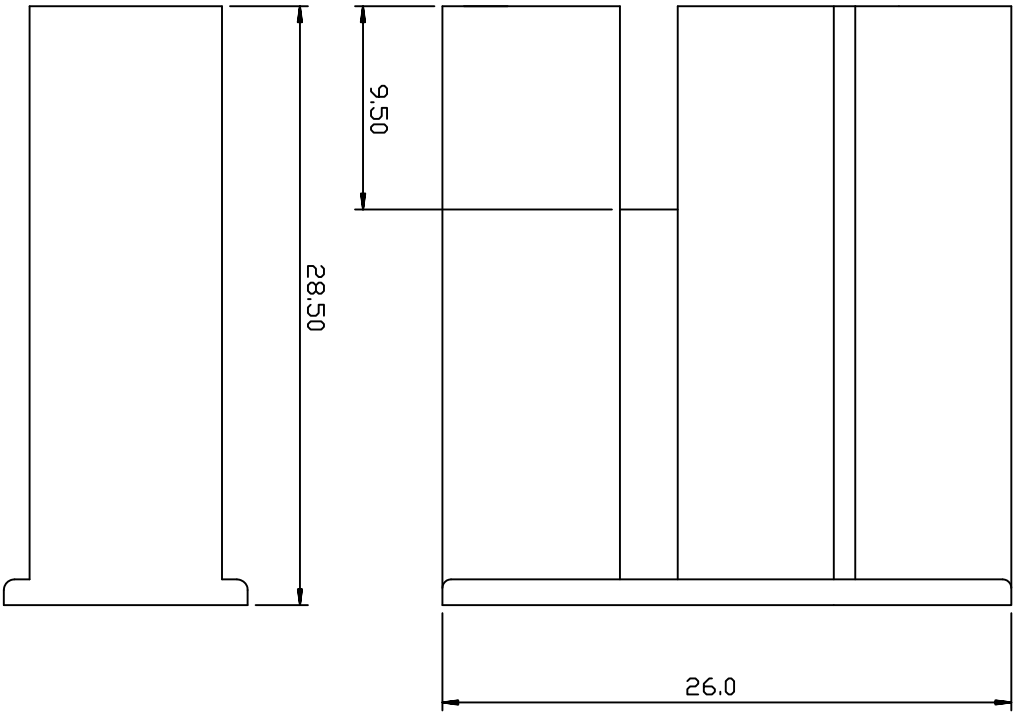
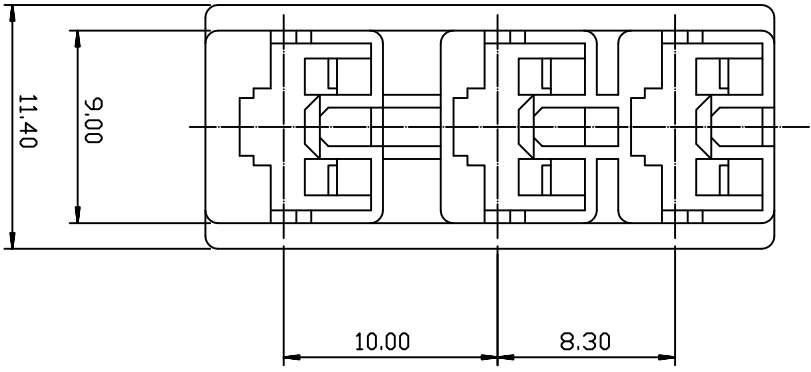


DO NOT SCALE DRAWING  
DIMENSION IN METRIC

PROJECT NO.	SIMILAR ITEM	DWG. NO.
-------------	--------------	----------



NOTES

1. MATERIAL : NYLON66 UL94V-2
2. USED TERMINAL : 35072-9\*02
3. MATES WITH : 35960-0300

ENGINEERING NO.	MATERIAL NO.
35959-0300	359590300

PRELIMINARY RELEASED
EC NO. 0
DRWN: W.Y.YANG 98/04/10
CHK: APPR:

REV	DESCRIPTION	QUALITY SYMBOLS
		MAJOR = 0 CRITICAL C = 0

GENERAL TOLERANCES (UNLESS SPECIFIED)	
1 PLACES	±
2 PLACES	±
3 PLACES	±
4 PLACES	±
ANGULAR	±

SCALE 4:1	DESIGN UNITS
<input checked="" type="checkbox"/> mm <input type="checkbox"/> INCH	
DRAWN BY & DATE W.Y.YANG 98/04/10	CHECKED BY & DATE
APPROVED BY & DATE	

CAD FILENAME S35959AA.DGN	MATERIAL NO. SEE CHART	DRAWING NO. SD-35959-001	SHEET NO. 1 OF 1
TITLE: .250 W/B HOUSING-3P		SHEET NO. B	

THIRD ANGLE PROJECTION	DIMENSIONS:	SHT	REV
<input type="checkbox"/> mm <input type="checkbox"/> INCH	<input type="checkbox"/> mm <input type="checkbox"/> INCH <input checked="" type="checkbox"/> mm ONLY		REVISE ON CAD ONLY

MX-A3