

Customer Information Sheet

DRAWING No.: M80-881XXXX

SHEET 2 OF 2

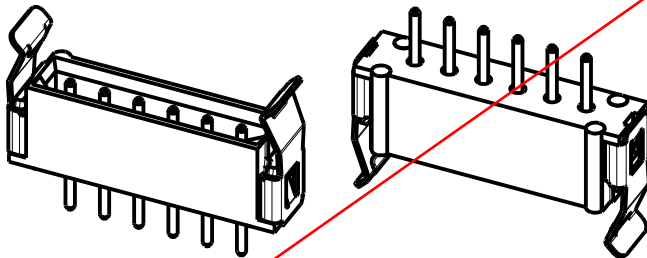
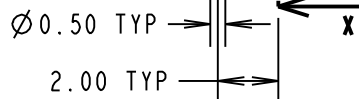
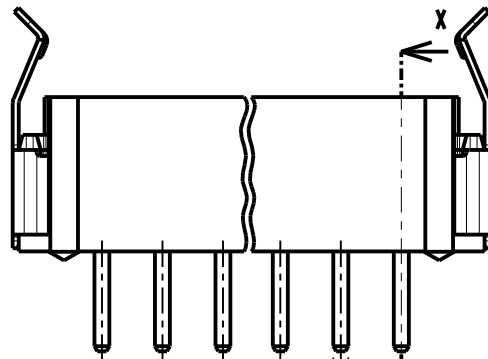
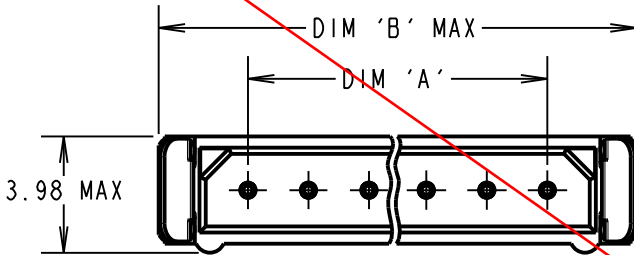
IF IN DOUBT - ASK

©

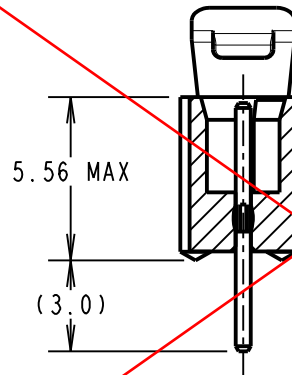
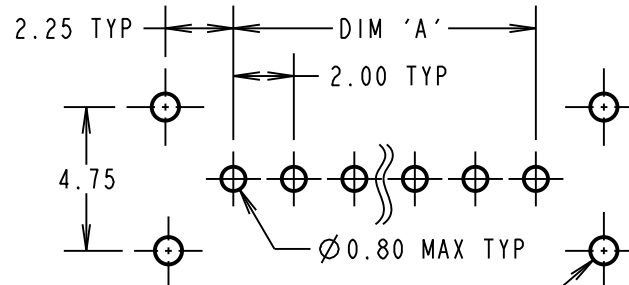
NOT TO SCALE

THIRD ANGLE PROJECTION

ALL DIMENSIONS IN mm



RECOMMENDED PCB LAYOUT



SECTION X-X

OBSOLETE

NOTES:

- 2-OFF STRAIN RELIEF STRAPS M80-0030006 MAY BE USED WITH EACH CONNECTOR.

SPECIFICATIONS:

MATERIAL:

MOULDING = GLASS-FILLED POLYAMIDE 46, UL94V-0, BLACK

CONTACTS = PHOSPHOR BRONZE

LATCHES = BERYLLIUM COPPER

FINISH:

22 = 0.75µ GOLD ON CONTACT AREA,

3µ 90/10 TIN/LEAD ON TAILS

42 = 0.75µ GOLD ON CONTACT AREA,

3.0µ 100% TIN OVER NICKEL ON TAILS

45 = 0.75µ GOLD

ELECTRICAL:

CURRENT RATING AT 25°C = 3.0A MAX

CURRENT RATING AT 85°C = 2.2A MAX

WORKING VOLTAGE = 800V AC/DC

VOLTAGE PROOF = 1200V AC/DC

CONTACT RESISTANCE = 25 mΩ MAX

INSULATION RESISTANCE = 100 MΩ MIN

MECHANICAL:

DURABILITY = 500 OPERATIONS

INSERTION FORCE (Ø0.5mm GAUGE) = 2.8N MAX

WITHDRAWAL FORCE (Ø0.5mm GAUGE) = 0.2N MIN

ENVIRONMENTAL:

TEMPERATURE RANGE = -55°C TO +125°C

PACKING:

TUBE

FOR COMPLETE SPECIFICATION, SEE COMPONENT SPECIFICATION C005XX (LATEST ISSUE)

ORDER CODE:

M80-881XXXX

TOTAL No. OF CONTACTS

02, 03, 04, 05,
06, 07, 17, 22

FINISH

22 - SELECTIVE GOLD + TIN/LEAD
42 - SELECTIVE GOLD / 100% TIN
45 - GOLD

PART No.	No. OF CONTACTS	DIM 'A'	DIM 'B'
M80-88102XX	2	2.00	8.10
M80-88103XX	3	4.00	10.10
M80-88104XX	4	6.00	12.10
M80-88105XX	5	8.00	14.10
M80-88106XX	6	10.00	16.10
M80-88107XX	7	12.00	18.10
M80-88117XX	17	32.00	38.10
M80-88122XX	22	42.00	48.10

SB	6	06.03.12	11672
NAME	ISS.	DATE	C/NOTE
APPROVED: S.BENNETT			
CHECKED: S.FLOWER			
DRAWN: B. M. KENT			
CUSTOMER REF.:			
ASSEMBLY DRG:			

HARWIN

www.harwin.com
technical@harwin.com

THIS DRAWING AND ANY INFORMATION OR DESCRIPTIVE MATTER SET OUT HEREON ARE CONFIDENTIAL AND COPYRIGHT PROPERTY OF THE HARWIN GROUP AND MUST NOT BE DISCLOSED, LOANED, COPIED OR USED FOR MANUFACTURING, TENDERING OR FOR ANY OTHER PURPOSE WITHOUT THEIR WRITTEN PERMISSION.

TOLERANCES

X. = ±1mm
X.X = ±0.25mm
X.XX = ±0.10mm
X.XXX = ±0.01mm
ANGLES = ±5°
UNLESS STATED

MATERIAL:

SEE ABOVE

FINISH:

SEE ABOVE

S/AREA:

mm²

TITLE:

DATAMATE SIL VERTICAL
PC-TAIL MALE
FRICTION LATCH

DRAWING NUMBER:

M80-881XXXX

SHT
2 OF 2