

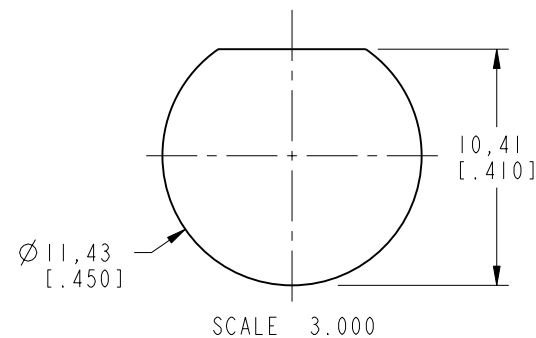
NOTES:

- MATERIALS OF CONSTRUCTION:**
 LOCKWASHER & HEX NUT - BRASS, NICKEL PLATED
 BODY - BRASS, GOLD PLATED OVER HIGH PHOSPHORUS CONTENT ELECTROLESS NICKEL
 CONTACT - BeCu, GOLD PLATED OVER HIGH PHOSPHORUS CONTENT ELECTROLESS NICKEL
 RETAINING RING - BRASS, NICKEL PLATING
 INSULATOR - PTFE
 GASKET - SILICONE RUBBER
- ELECTRICAL:**
 A. IMPEDANCE: 50 OHM
 B. FREQUENCY RANGE: DC TO 3GHz
 C. VSWR: 1.15 MAX TO 3.0 GHz
- MECHANICAL:**
 A. TEMPERATURE RANGE: -65° C TO +165° C
 B. SEALING REQUIREMENTS: DESIGN WHEN MOUNTED ON PANEL MUST WITHSTAND WATER PRESSURE AT DEPTH OF 1 METER FOR 30 MIN. WITHOUT ANY SIGN OF LEAKAGE IN MATED AND UNMATED CONDITIONS
- PACKAGING:**
 A. QUANTITY: TRAY PACK, 25 PCS/TRAY
 B. MARKING: TRAY TO BE MARKED "AMPHENOL, 31-6530, AND DATE CODE"

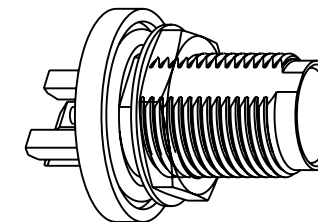
THIRD ANGLE PROJ.

REVISIONS

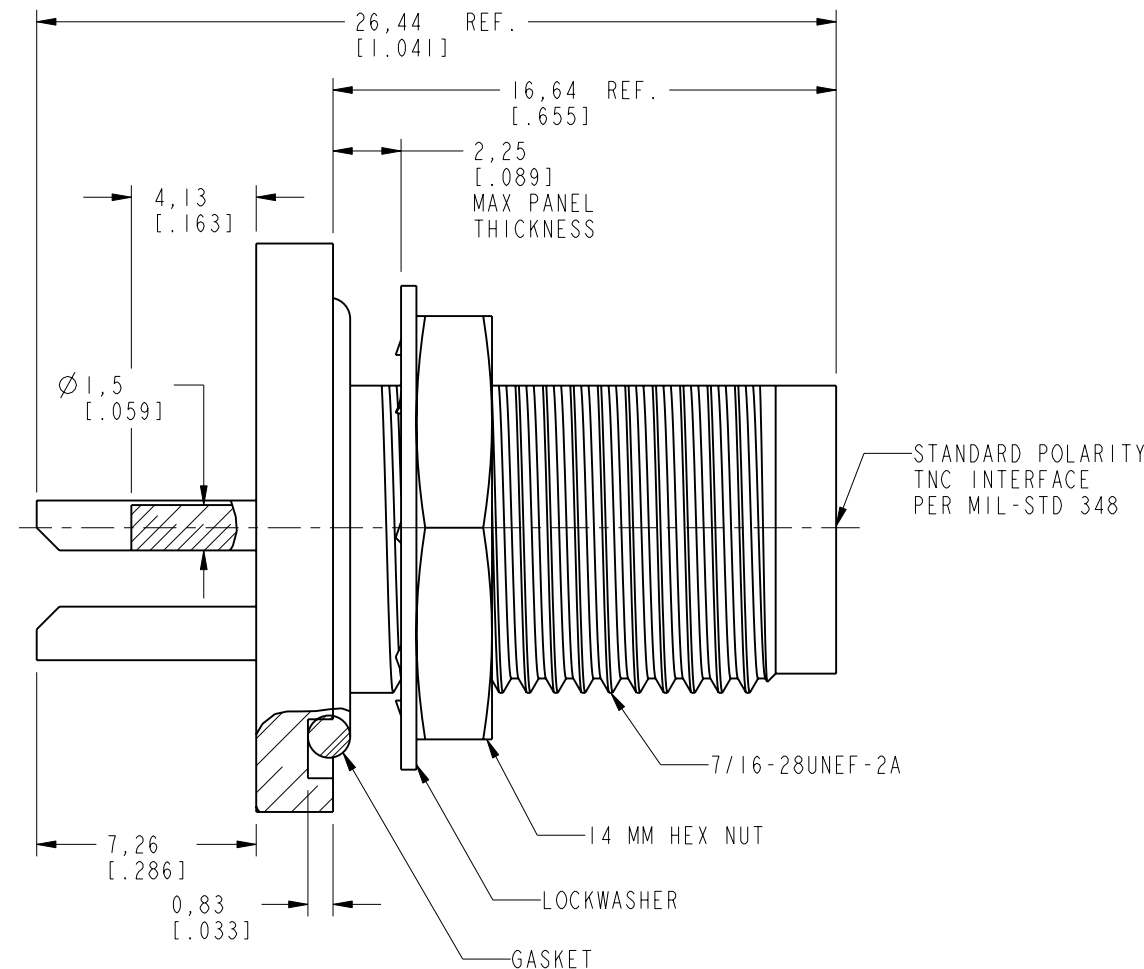
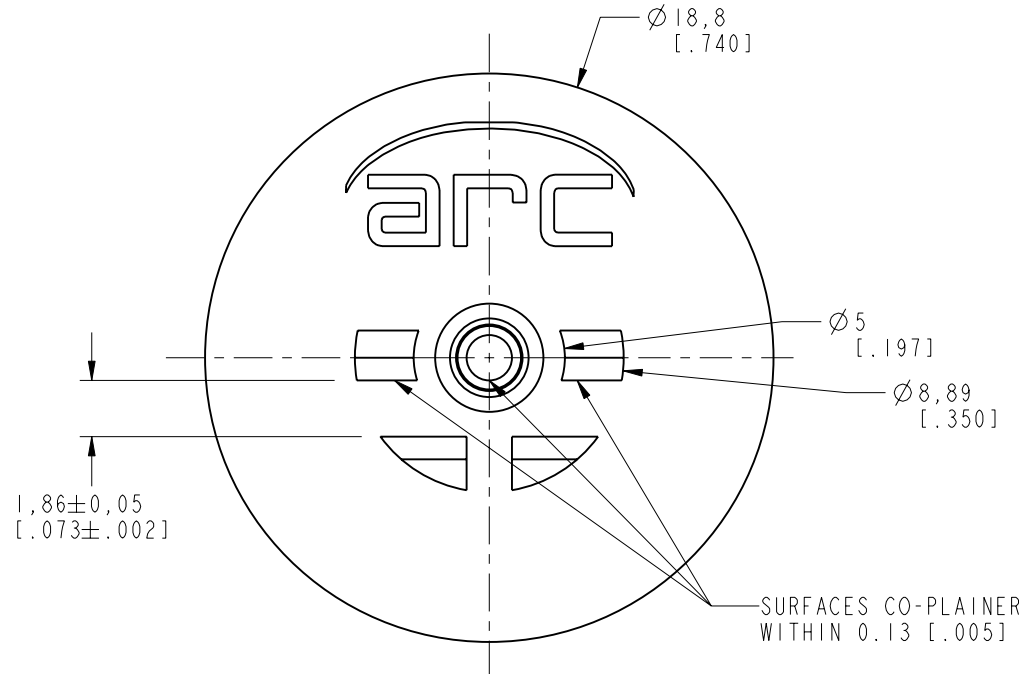
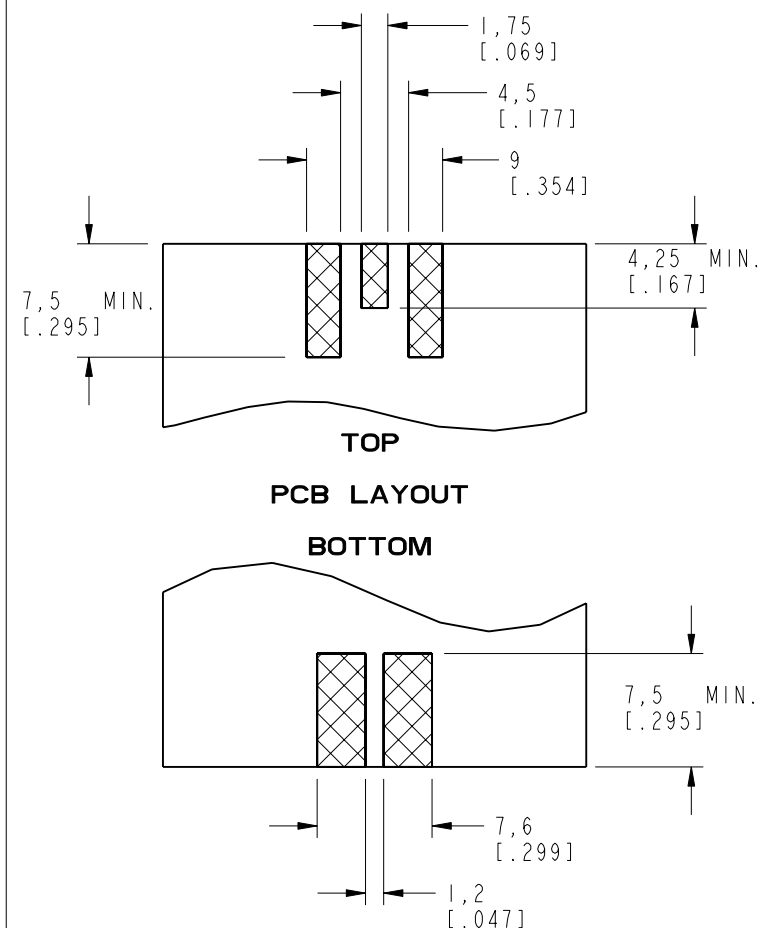
REV	DESCRIPTION	DATE	ECO	APPR
A	RELEASE TO MFG.	29-Mar-12	48962	DD
B	ADD ARC LOGO TO BODY	14-Oct-13	49619	RM
C	UPDATED NOTE 4.A	28-Aug-18	08965	SH



SCALE 3.000
RECOMMENDED MOUNTING PANEL DIMENSIONS



SCALE 1.500



CUSTOMER OUTLINE DRAWING
 ALL OTHER SHEETS ARE FOR INTERNAL USE ONLY

UNLESS OTHERWISE SPECIFIED, DIMENSIONS ARE IN METRIC AND TOLERANCES ARE:
 < 0.5mm ± 0.05mm 0.5 - 6mm ± 0.1mm 6 - 30mm ± 0.2mm 30 - 120mm ± 0.3mm ANGLES ± 1°

NOTICE - These drawings, specifications, or other data (1) are, and remain the property of Amphenol corp. (2) must be returned upon request; and (3) are confidential and not to be disclosed to any person other than those to whom they are given by Amphenol Corp. the furnishing of these drawings, specifications, or other data by Amphenol Corp., or to any other person to anyone for any purpose is not to be regarded by implication or otherwise in any manner licensing, granting rights to permitting such holder or any other person to manufacture, use or sell any product, process or design, patented or otherwise, that may in any way be related to or disclosed by said drawings, specifications, or other data.

MATERIAL	SEE NOTES
REFERENCE	EAR # 4600
CONFIGURATION LEVEL:	In Work
FINISH	

DRAWN	M. ZHANG	DATE	28-Aug-18
ENGINEER	D. DAVE	DATE	30-Jan-12
APPROVED	S. HSIEH	DATE	28-Aug-18
CAD FILE			

TITLE	
TNC BHD JACK IP-67 (UNMATED) EDGE MOUNT FOR .062" BOARD	
SCALE: 4.0:1.0	SHEET 2 OF 2
DWG SIZE	REV
B	C

Amphenol RF	
www.amphenolrf.com	
DRAWING NO.	31-6530
ITEM NO.	31-6530
PART NO.	31-6530