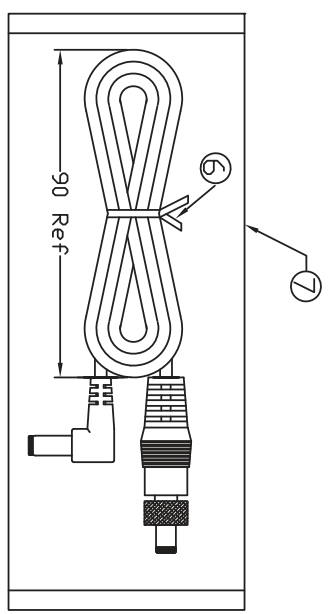



Connector Wiring

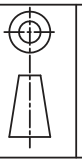
P1	Color	P2
Center Pin	White	Center Pin
Sheath	Spiral	Sheath



Hanking

7	PE BAG	200*80*0.05mm	1	PC
6	MINI TIE	80mm Black	1	PC
5	DC PLUG(OD:5.5,ID:2.1)	OD:5.5,ID:2.1,L=20.5	1	PC
4	Coaxial Cable(Black)	\varnothing 2.8 UL 1185#(22AWG*1C White+SP) 660I MM	1	PC
3	Heat Shrinkable Tubing	\varnothing 1.5*8mm Black	1	PC
2	PVC	Black 60P	15	9
1	DC PLUG	OD:5.5 ID:2.1 L=25.5mm	1	PC
NO.	PARTS	DESCRIPTION	QTY	UNIT

PROJECTION



SCALE	NONE
TOLERANCE	EXCEPT AS NOTED
DEC. INCHES	N/A
DEC. MILLIMETERS	±0.1
ANG.	±1°

TITLE	CABLE ASSEMBLY-ROHS COMPLIANT
DR.	RDIC
DATE	12/06/03
REF.	P/N: LZSB-2-NL
CK.	JOEY
PRE-	CB
DRAWING NO.	1617
SIZE	A
REV.	B



Research Develop Innovate
RDI, Inc., 400 Columbus Avenue • Valhalla, NY 10595

05-613	12/02/05	B	CHANGED THE PART TO ROHS COMPLIANT	MS	JY	
04-315	5/11/04	A	UPDATE AS PER CURRENT PART CONFIGURATION, SEE VOID COPY	BM	JY	
ECN#	DATE	SYM	REVISION RECORD	AUTH	BY	

THIS DOCUMENT IS OWNED BY, AND THE INFORMATION CONTAINED IN IT IS PROPRIETARY TO, RDI. BY RECEIPT HEREOF THE HOLDER AGREES NOT TO USE THE INFORMATION AND NOT TO DISCLOSE IT TO ANY THIRD PARTY, NOR REPRODUCE THIS DOCUMENT WITHOUT THE WRITTEN CONSENT OF RDI, AND AGREES TO RETURN THIS DOCUMENT FORTHWITH UPON REQUEST.