

1:1 Transmission Line Transformer with Tertiary Winding 50 - 1200 MHz

Rev. V5

Features

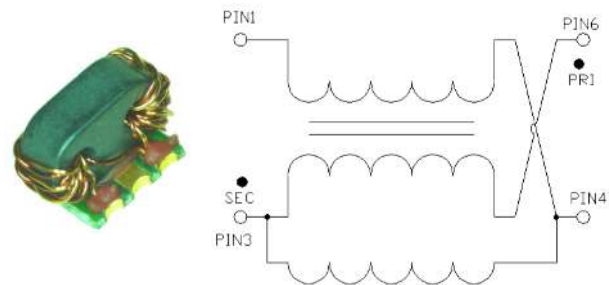
- 1:1 Impedance Ratio
- Surface Mount Package
- Excellent Amplitude & Phase Balance
- Suitable for all CATV, Broadband and FTTx Applications
- Available on Tape & Reel
- RoHS Compliant & Lead Free
- 260°C Reflow Compatible

Description

The MABA-010321-CT1A42 is a 1:1 transmission line transformer in a surface mount package.

Ideally suited for all CATV Broadband and FTTx applications.

Functional Schematic



Pin Configuration

Pin #	Function
1	Output 2
2,5	Not Used (ground)
3	Output 1
4	Ground
6	Input

Electrical Specifications: Freq. = 50 - 1200 MHz, T_A = 25°C, Z₀ = 75 Ω, P_{IN} = 0 dBm

Parameter	Frequency (MHz)	Units	Min.	Typ.	Max.
Impedance Ratio	—	dB	—	1:1	—
Insertion Loss 1: (Pin 6-3 (Through))	50 - 150	dB	—	0.2	0.4
	150 - 500			0.5	0.6
	500 - 870			0.8	0.95
	870 - 1200			1.3	1.65
Insertion Loss 1: (Pin 6-1 (Coupled))	50 - 350	dB	—	0.5	0.6
	350-1200			0.7	1.1
Amplitude Balance	50 - 500	dB	—	0.2	±0.35
	500-1000			0.4	±0.65
	1000-1200			0.6	±0.95
Phase Balance	50 - 500	°	—	0.9	±2.0
	500-1000			3.1	±6.0
	1000-1200			6.7	±10.0
Input Return Loss (Pin 6)	50 - 150	dB	20	22	—
	150 - 700		13		
	700 - 1200		8		
			11		

Ordering Information

Part number	Description
MABA-010321-CT1A42	2000 piece reel

Recommended Maximum Ratings

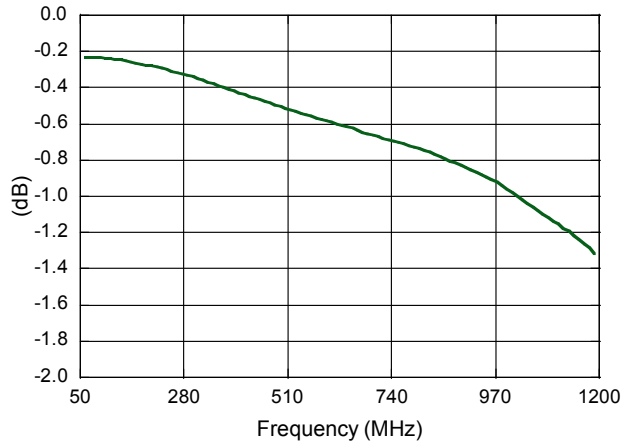
Parameter	Value
Input Power	250 mW
DC Current	500 mA
Operating Temperature	-40°C to +85°C

1:1 Transmission Line Transformer with Tertiary Winding 50 - 1200 MHz

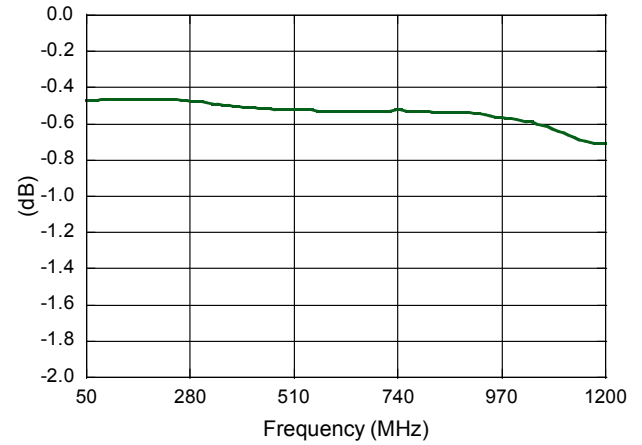
Rev. V5

Typical Performance Curves: $T_A = 25^\circ\text{C}$, $Z_0 = 75 \Omega$, $P_{IN} = 0 \text{ dBm}$

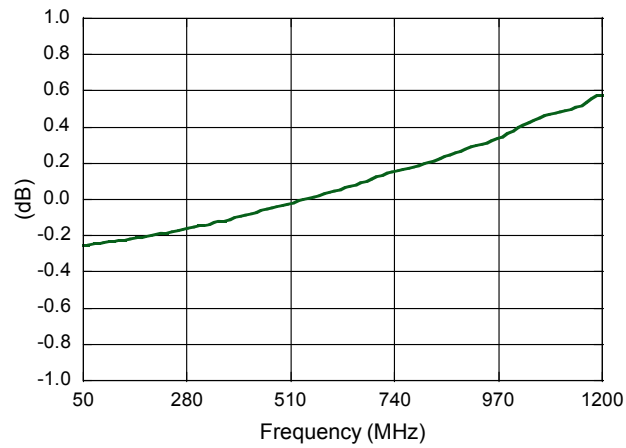
Insertion Loss 1: (Pin 6 to 3)



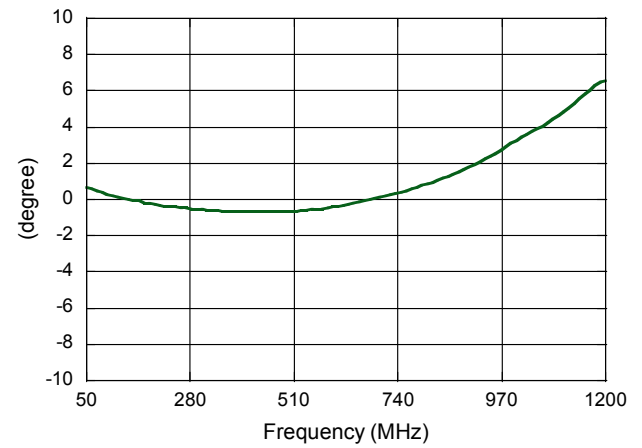
Insertion Loss 2: (Pin 6 to 1)



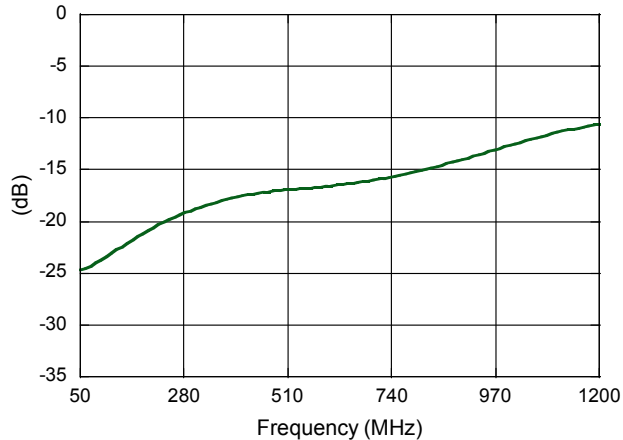
Amplitude Balance



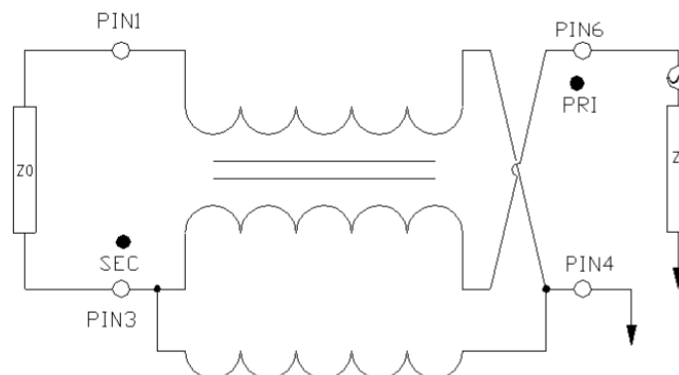
Phase Balance



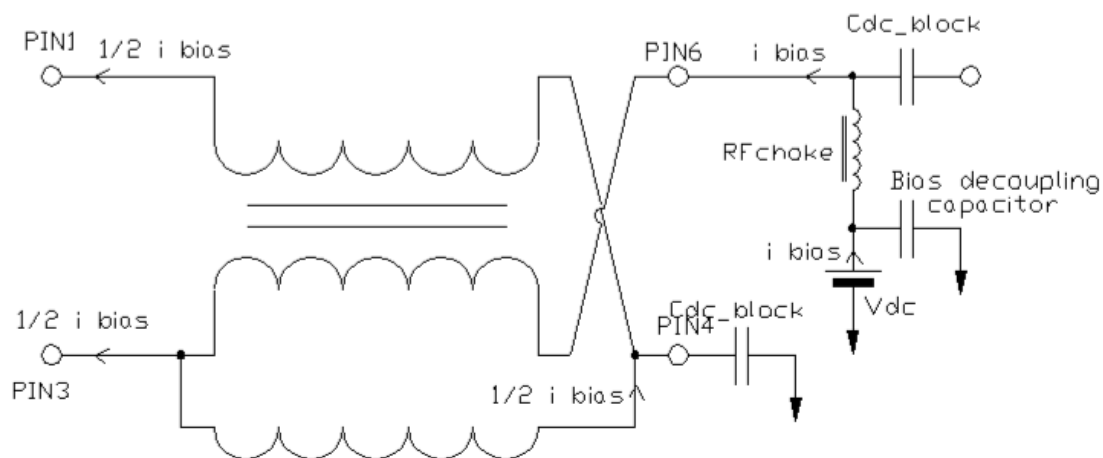
Return Loss: Input (Pin 6)



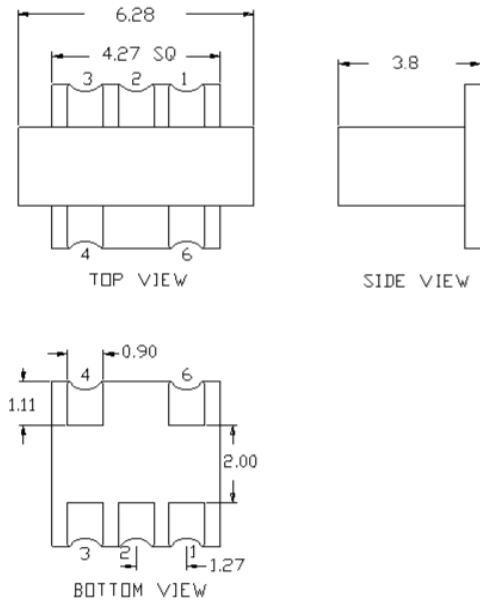
Application Circuit



DC Bias Application Circuit

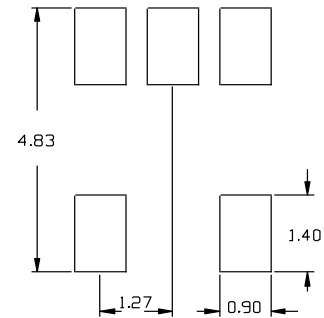


Outline Drawing

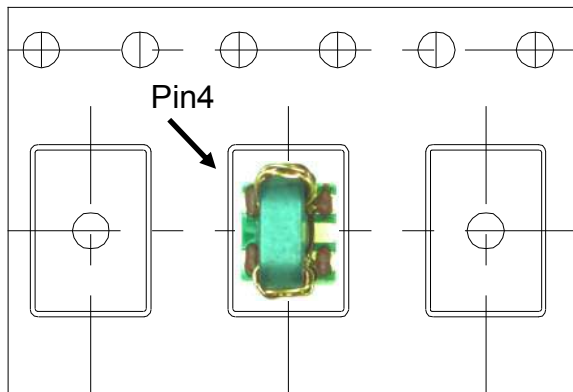


1. Dimensions in mm.
2. Tolerance: ± 0.2 mm unless otherwise noted.
3. Model number and lot code are printed on the reel.
4. Lead plating: ENIG on both sides, 0.05 to 0.1 μ m gold over 3 to 6 μ m nickel.

PCB Layout



Carrier Tape Orientation



Tape & Reel Information

Parameter	Units	Value
Qty per reel	-	2000
Reel Size	mm	330
Tape Width	mm	16.00
Pitch	mm	8.00
Ao	mm	4.5
Bo	mm	6.7
Ko	mm	3.8
Orientation	-	F5
Reference Application Note ANI-019 for orientation		

MACOM Technology Solutions Inc. All rights reserved.

Information in this document is provided in connection with MACOM Technology Solutions Inc ("MACOM") products. These materials are provided by MACOM as a service to its customers and may be used for informational purposes only. Except as provided in MACOM's Terms and Conditions of Sale for such products or in any separate agreement related to this document, MACOM assumes no liability whatsoever. MACOM assumes no responsibility for errors or omissions in these materials. MACOM may make changes to specifications and product descriptions at any time, without notice. MACOM makes no commitment to update the information and shall have no responsibility whatsoever for conflicts or incompatibilities arising from future changes to its specifications and product descriptions. No license, express or implied, by estoppel or otherwise, to any intellectual property rights is granted by this document.

THESE MATERIALS ARE PROVIDED "AS IS" WITHOUT WARRANTY OF ANY KIND, EITHER EXPRESS OR IMPLIED, RELATING TO SALE AND/OR USE OF MACOM PRODUCTS INCLUDING LIABILITY OR WARRANTIES RELATING TO FITNESS FOR A PARTICULAR PURPOSE, CONSEQUENTIAL OR INCIDENTAL DAMAGES, MERCHANTABILITY, OR INFRINGEMENT OF ANY PATENT, COPYRIGHT OR OTHER INTELLECTUAL PROPERTY RIGHT. MACOM FURTHER DOES NOT WARRANT THE ACCURACY OR COMPLETENESS OF THE INFORMATION, TEXT, GRAPHICS OR OTHER ITEMS CONTAINED WITHIN THESE MATERIALS. MACOM SHALL NOT BE LIABLE FOR ANY SPECIAL, INDIRECT, INCIDENTAL, OR CONSEQUENTIAL DAMAGES, INCLUDING WITHOUT LIMITATION, LOST REVENUES OR LOST PROFITS, WHICH MAY RESULT FROM THE USE OF THESE MATERIALS.

MACOM products are not intended for use in medical, lifesaving or life sustaining applications. MACOM customers using or selling MACOM products for use in such applications do so at their own risk and agree to fully indemnify MACOM for any damages resulting from such improper use or sale.