

867052-1 ✓ ACTIVE

AMPMODU

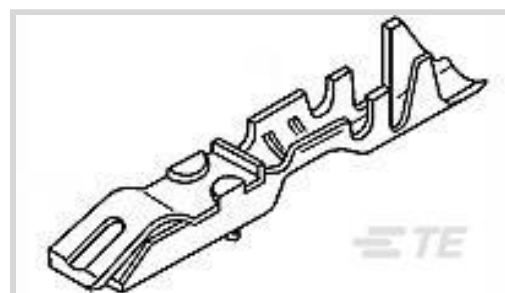
TE Internal #: 867052-1

Connector Contact, Socket, Wire-to-Board, 20 AWG Wire Size, 1021 CMA Wire Size, .5 mm<sup>2</sup> Wire Size, Tin-Lead, Strip, Wire & Cable, 3 A, Signal

[View on TE.com >](#)



Connectors > PCB Connectors > Wire-to-Board Connectors > Wire-to-Board Connector Contacts



Contact Type: **Socket**

Connector System: **Wire-to-Board**

Wire Size: **.5 mm<sup>2</sup>**

### Features

#### Product Type Features

Connector System	Wire-to-Board
Connector & Contact Terminates To	Wire & Cable

#### Electrical Characteristics

Termination Resistance	12 mΩ
Insulation Resistance	5000 MΩ
Dielectric Withstanding Voltage (Max)	750 V
Operating Voltage	250 VAC

#### Contact Features

Mating Square Post Dimension	.64 mm[.025 in]
	100 μin
Wire Contact Termination Area Plating Material	Tin
Contact Shape & Form	Square
Contact Underplating Material	Nickel
PCB Contact Termination Area Plating Material	Tin-Lead
Contact Base Material	Phosphor Bronze
Contact Type	Socket
Contact Mating Area Plating Material	Tin-Lead
Contact Current Rating (Max)	3 A

#### Termination Features

Termination Method to Wire & Cable	Crimp
------------------------------------	-------

### Mechanical Attachment

Wire Insulation Support	With
-------------------------	------

### Dimensions

Compatible Insulation Diameter Range	.97 – 1.57 mm [.038 – .062 in]
Wire Size	.5 mm <sup>2</sup>

### Usage Conditions

Operating Temperature Range	-65 – 105 °C [-85 – 221 °F]
-----------------------------	-----------------------------

### Operation/Application

Circuit Application	Signal
---------------------	--------

### Industry Standards

Approved Standards	CSA LR7189, UL E28476
--------------------	-----------------------

### Packaging Features

Packaging Quantity	7000
Packaging Method	Strip

### Other

Connector Contacts Comment	(*) For use with Model "K" machines. Call the Technical Assistance Center (1-800-522-6752) for any tooling questions., These contacts must be crimped per AMP Specification No. 114-25006 in order to function properly in a connector housing.
----------------------------	-------------------------------------------------------------------------------------------------------------------------------------------------------------------------------------------------------------------------------------------------

### Product Compliance

For compliance documentation, visit the product page on [TE.com](https://www.te.com)>

EU RoHS Directive 2011/65/EU	Not Compliant
EU ELV Directive 2000/53/EC	Compliant with Exemptions
China RoHS 2 Directive MIIT Order No 32, 2016	Restricted Materials Above Threshold
EU REACH Regulation (EC) No. 1907/2006	Current ECHA Candidate List: JUNE 2023 (235) Candidate List Declared Against: JUNE 2023 (235) SVHC > Threshold: Pb (13% in Component Part) <b>Article Safe Usage Statements:</b> Do not eat, drink or smoke when using this product. Wash thoroughly after handling. Recycle if possible and dispose of the article by following all applicable governmental regulations relevant to your geographic location.
Halogen Content	Low Halogen - Br, Cl, F, I < 900 ppm per

homogenous material. Also BFR/CFR/PVC Free

Solder Process Capability

Not applicable for solder process capability

Product Compliance Disclaimer

This information is provided based on reasonable inquiry of our suppliers and represents our current actual knowledge based on the information they provided. This information is subject to change. The part numbers that TE has identified as EU RoHS compliant have a maximum concentration of 0.1% by weight in homogenous materials for lead, hexavalent chromium, mercury, PBB, PBDE, DBP, BBP, DEHP, DIBP, and 0.01% for cadmium, or qualify for an exemption to these limits as defined in the Annexes of Directive 2011/65/EU (RoHS2). Finished electrical and electronic equipment products will be CE marked as required by Directive 2011/65/EU. Components may not be CE marked. Additionally, the part numbers that TE has identified as EU ELV compliant have a maximum concentration of 0.1% by weight in homogenous materials for lead, hexavalent chromium, and mercury, and 0.01% for cadmium, or qualify for an exemption to these limits as defined in the Annexes of Directive 2000/53/EC (ELV). Regarding the REACH Regulation, the information TE provides on SVHC in articles for this part number is based on the latest European Chemicals Agency (ECHA) 'Guidance on requirements for substances in articles' posted at this URL: <https://echa.europa.eu/guidance-documents/guidance-on-reach>

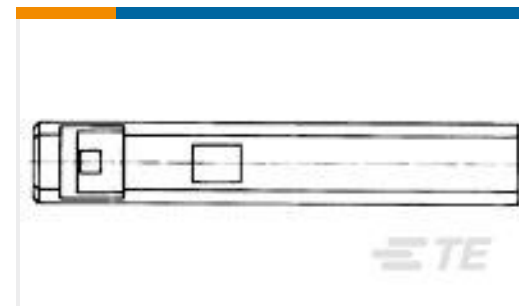
## Compatible Parts



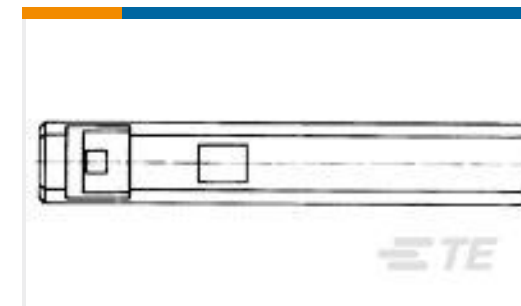
TE Part # 87175-2  
01 LOCKING CLIP HSG SR .100CL



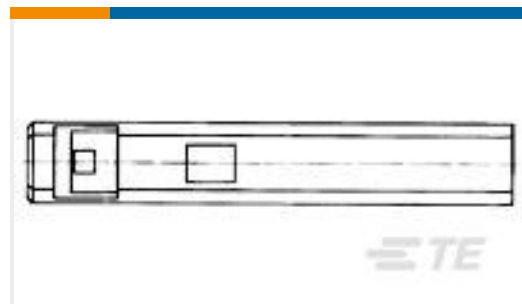
TE Part # 87133-1  
04 LOCKING CLIP HSG DR .100CL



TE Part # 926657-6  
LOCKING CLIP HSG



TE Part # 926657-3  
3P LOCKG CLIP GEH



TE Part # 926657-4  
LOCKING CLIP HSG



TE Part # 1-87175-0  
04 LOCKING CLIP HSG SR .100CL



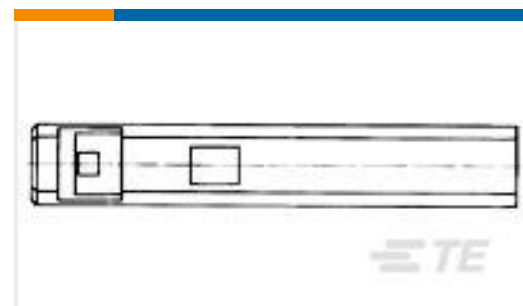
TE Part # 926209-3  
LOCKING CLIP HSG.



TE Part # 1-87175-7  
08 LOCKING CLIP HSG SR MRKD



TE Part # 87133-9  
08 LOCKING CLIP HSG DR .100CL



TE Part # 926010-1  
LOCKING CLIP HSG



TE Part # 1-87175-2  
05 LOCKING CLIP HSG SR .100CL



TE Part # 87133-2  
10 LOCKING CLIP HSG DR .100CL





TE Part # 926209-5  
LOCKING CLIP HSG.



TE Part # 1-87133-1  
12 LOCKING CLIP HSG DR .100CL



TE Part # 1-87175-3  
06 LOCKING CLIP HSG SR MRKD



TE Part # 1-87175-4  
06 LOCKING CLIP HSG SR .100CL



TE Part # 1-87175-6  
07 LOCKING CLIP HSG SR .100CL



TE Part # 1-87175-8  
08 LOCKING CLIP HSG SR .100CL



TE Part # 2-87175-2  
10 LOCKING CLIP HSG SR .100CL



TE Part # 926209-4  
2X4P LOCK-CLIP GEH

## Customers Also Bought



TE Part #02560394-000  
LVDT HR 500 ASSY



TE Part #5745185-7  
15 RCPT SP/MS STD



TE Part #63839-1  
250 FASTON TAB TPBR



TE Part #1-2129458-2  
DC Power Jack Conn DIP type 10.7A



TE Part #DT06-12SB-B016  
PLG, 12P, BLK, N, ENH KEY, B



TE Part #6469083-1  
HMZD 3PAIR, HDR ASSY, 25MM MOD



TE Part #63839-1  
250 FASTON TAB TPBR



TE Part #DTT-16-02  
CRIMP TOOL

## Documents

### Product Drawings

[LOCKING CLIP CONT ASSY .025 SQ](#)

English

### CAD Files

[3D PDF](#)

English

[Customer View Model](#)

[ENG\\_CVM\\_867052-1\\_Z.2d\\_dxf.zip](#)



English

**Customer View Model**

[ENG\\_CVM\\_867052-1\\_Z.3d\\_igs.zip](#)

English

**Customer View Model**

[ENG\\_CVM\\_867052-1\\_Z.3d\\_stp.zip](#)

English

By downloading the CAD file I accept and agree to the [Terms and Conditions](#) of use.

---

## Product Specifications

[Application Specification](#)

English

---

## Instruction Sheets

[Instruction Sheet \(U.S.\)](#)

English

[AMPMODU Locking Clip Contacts and Housings for 0.64mm Square Posts](#)

English