

4

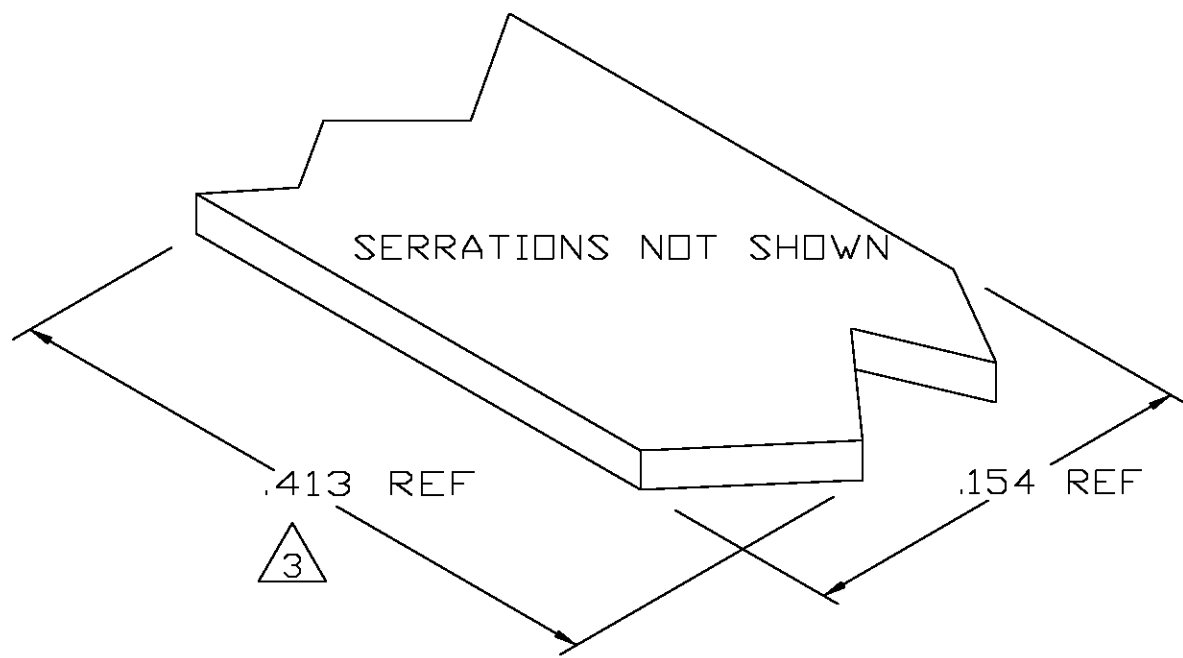
3

2

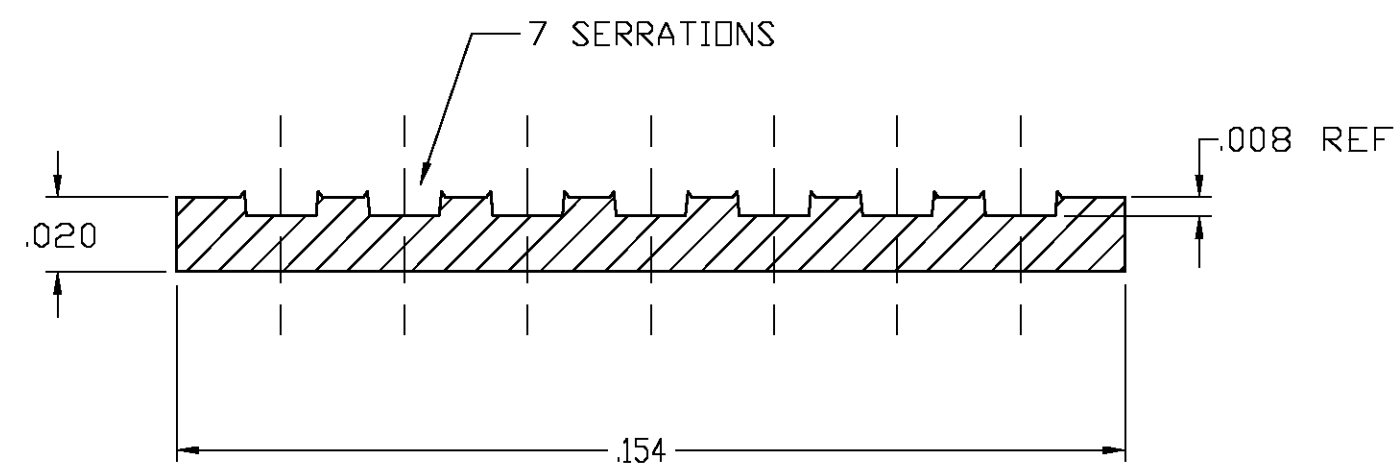
1

THIS DRAWING IS UNPUBLISHED. RELEASED FOR PUBLICATION  
 © COPYRIGHT BY TYCO ELECTRONICS CORPORATION. ALL RIGHTS RESERVED.

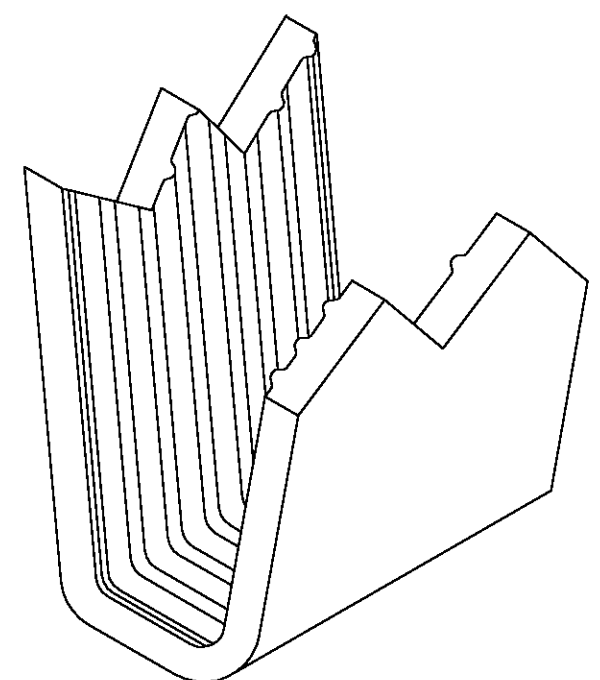
LOC	DIST	REVISIONS				
P	LTR	DESCRIPTION	DATE	DWN	APVD	
AF	50	0	TRANSFERED TO TYCO FORMAT	31MAR03	MF EH	



- 1 CRIMPBAND MATERIAL PROVIDED IN CONTINUOUS STRIP.
  - 2 REFERENCE DESCRIPTIVE PART NUMBER P092/1256R20B.
- 3 BLANK LENGTH DETERMINED BY 092/125 TOOLSET.



TYP. CROSS SECTION



PARTIAL FORMED VIEW (REF)  
FORMED BY APPLICATION TOOLING

1601832-1  
PART NUMBER

THIS DRAWING IS A CONTROLLED DOCUMENT.		DWN 31MAR2003 MICHAEL S. FEHER	Tyco Electronics Corporation Harrisburg, PA 17105-3608	
DIMENSIONS: INCHES		CHK 31MAR2003 EDWARD HOWARD		
TOLERANCES UNLESS OTHERWISE SPECIFIED:		APVD 31MAR2003 EDWARD HOWARD	NAME	
0 PLC ± - 1 PLC ± - 2 PLC ± - 3 PLC ± .005 4 PLC ± - ANGLES ± -		PRODUCT SPEC	-	
MATERIAL		APPLICATION SPEC	-	
UNS C26000 BRASS		WEIGHT	-	
FINISH		NONE		RESTRICTED TO
		CUSTOMER DRAWING		-
		SIZE	CAGE CODE	DRAWING NO
		A3	00779	1601832
		SCALE	SHEET	REV
		1:1	1 OF 1	0