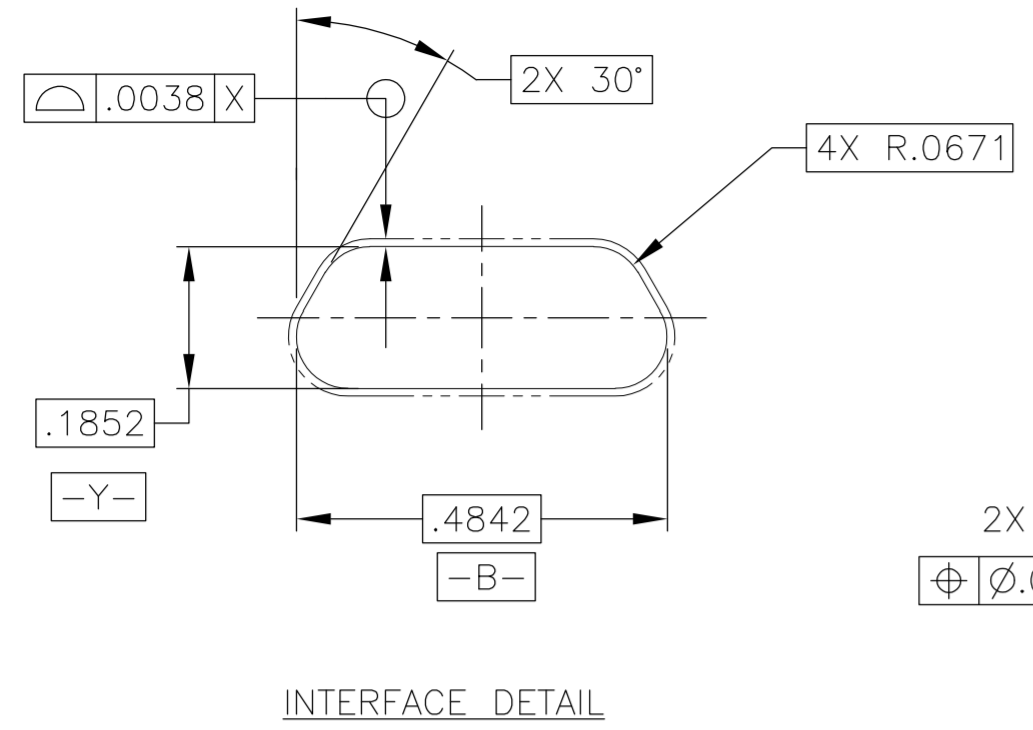
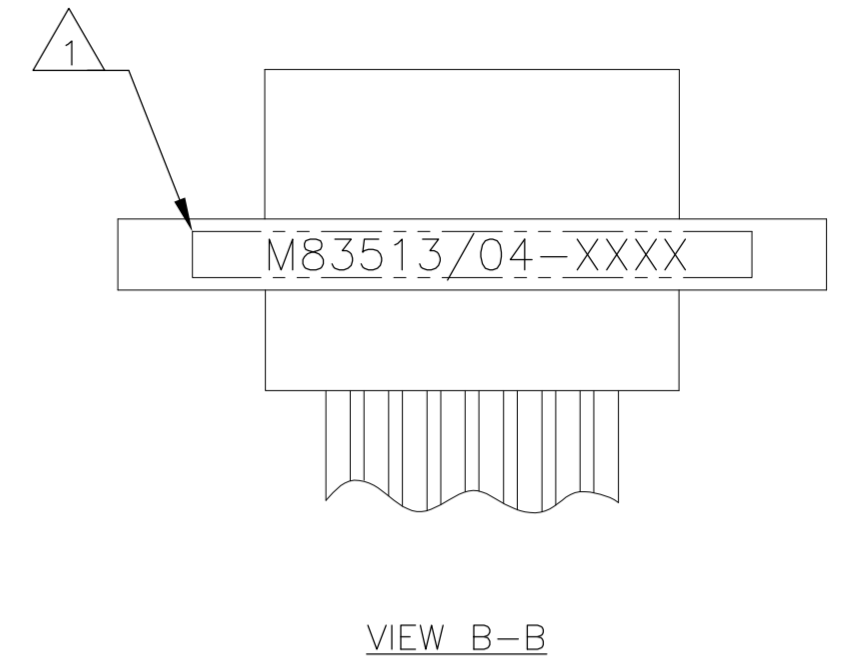
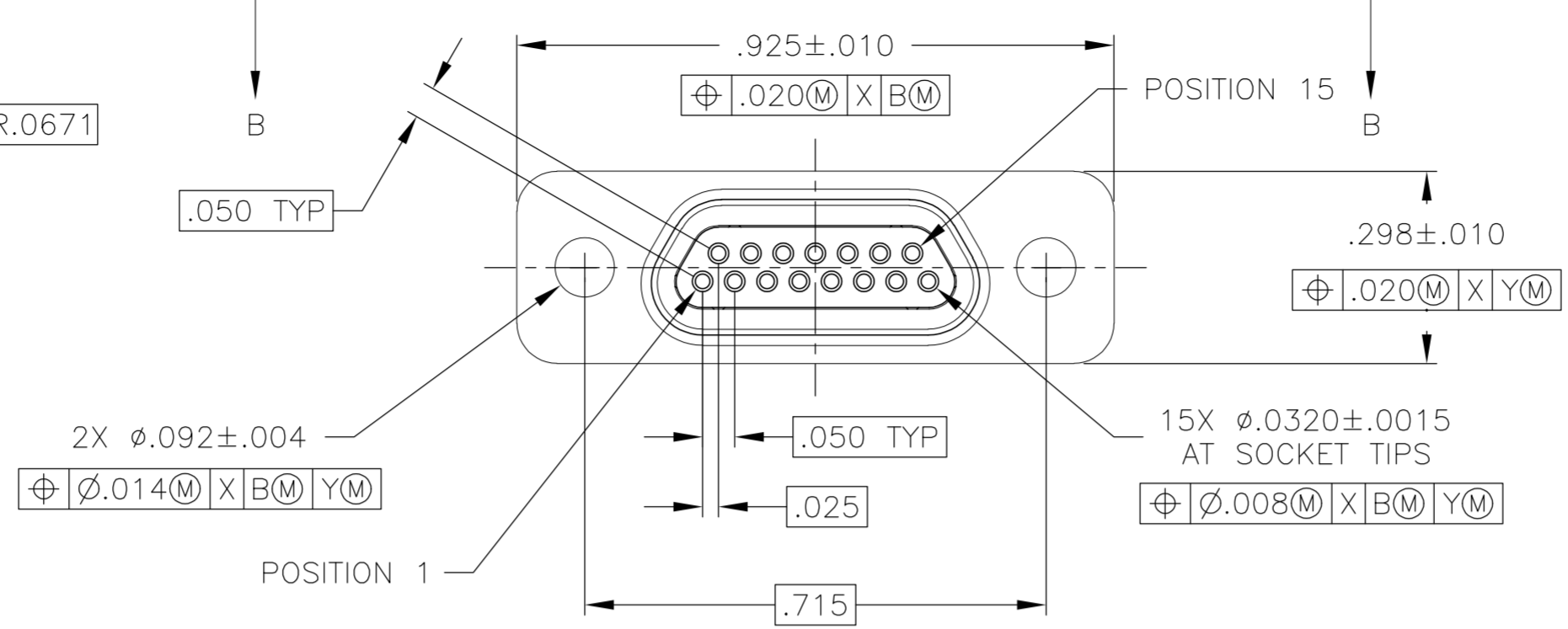


THIS DRAWING IS UNPUBLISHED. RELEASED FOR PUBLICATION  
 © COPYRIGHT BY TYCO ELECTRONICS CORPORATION. ALL INTERNATIONAL RIGHTS RESERVED.

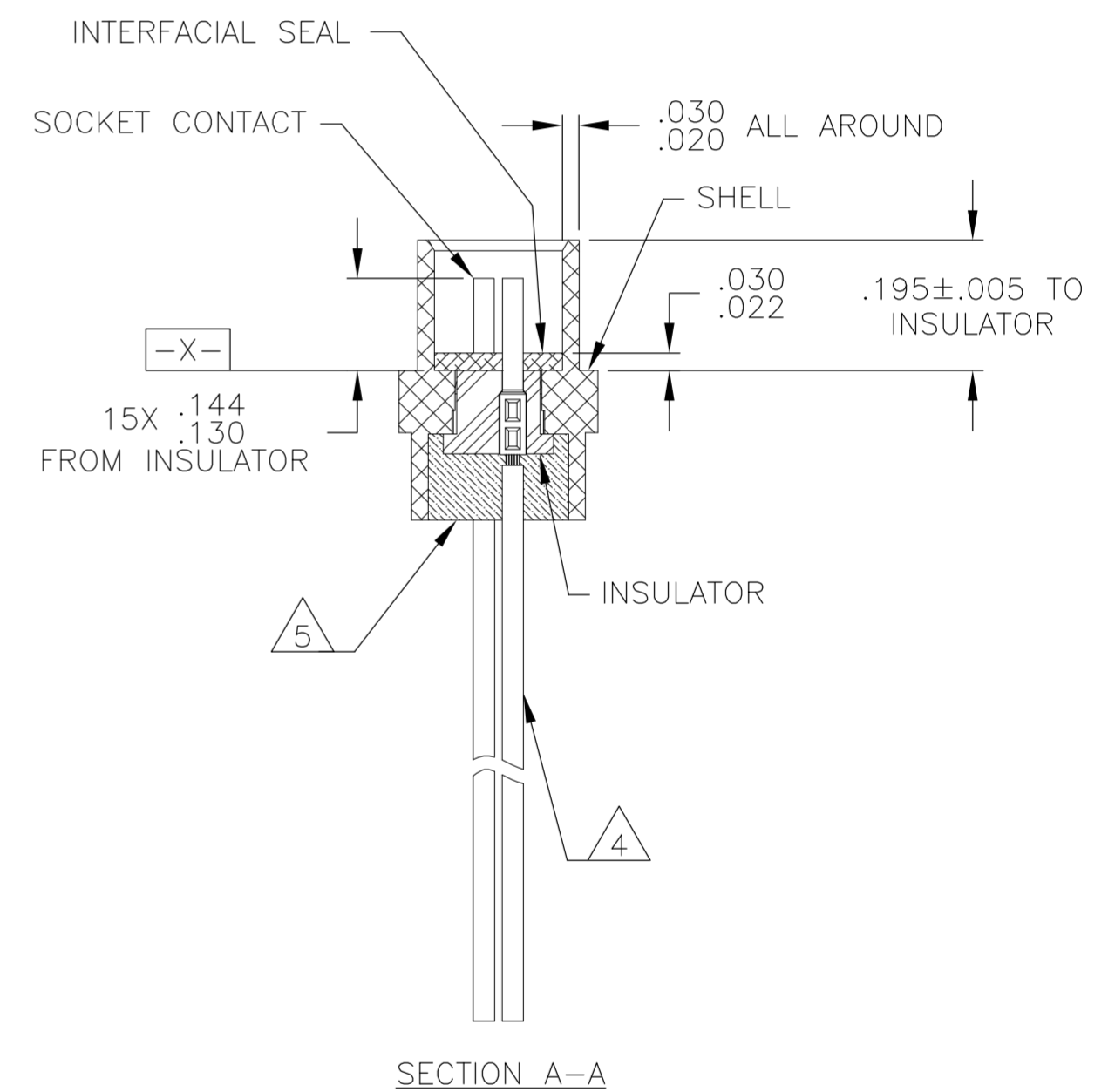
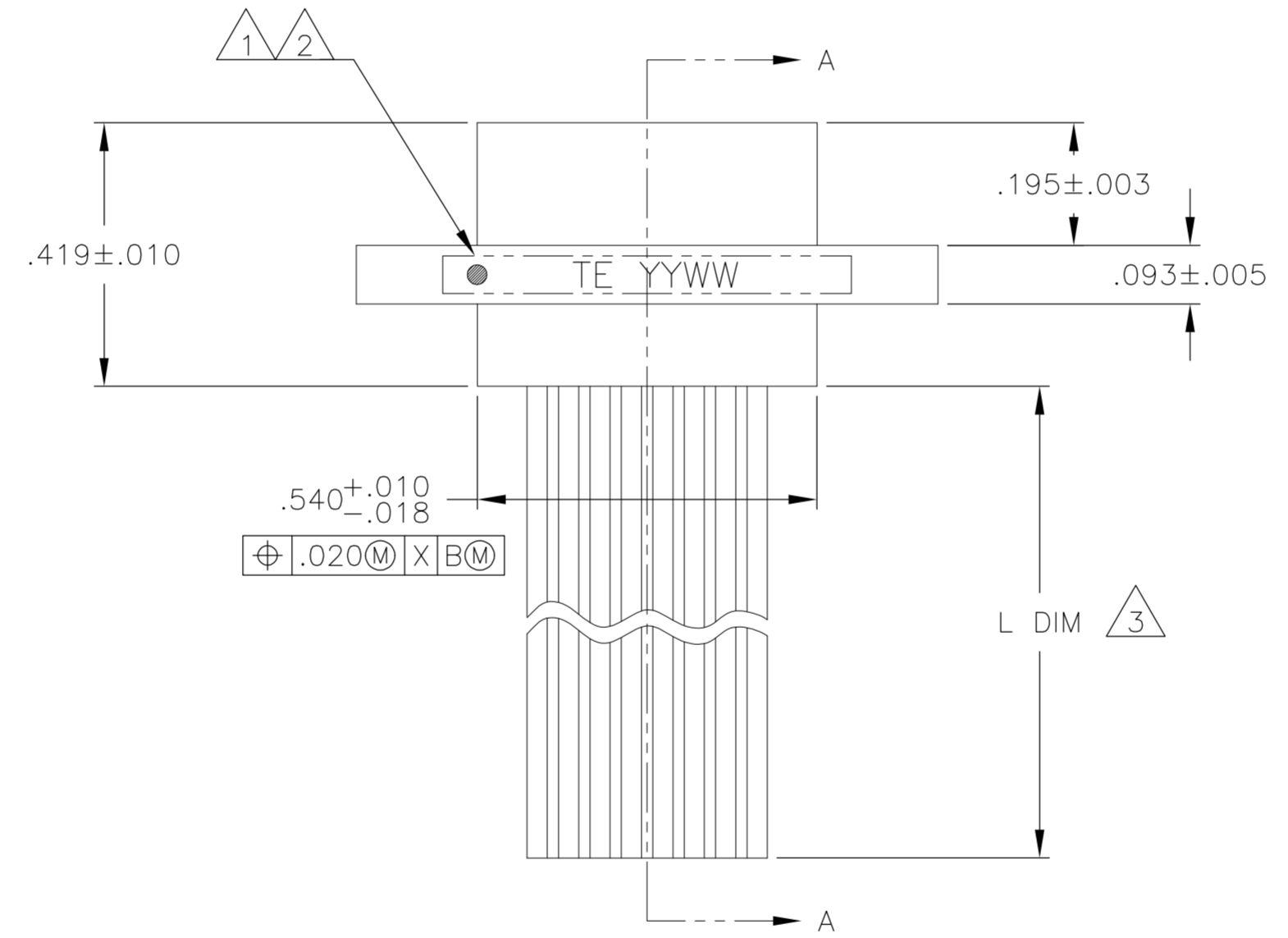
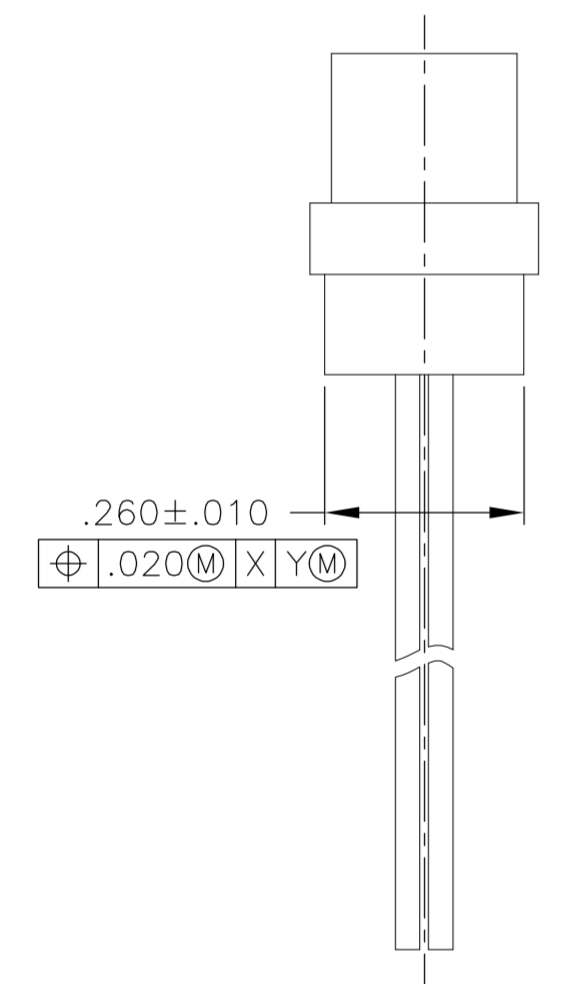
LOC		DIST		REVISIONS			
P	LTR	DESCRIPTION	DATE	DWN	APVD		
A		PRODUCTION RELEASE	03 SEP 08	BJR	MKS		



INTERFACE DETAIL



VIEW B-B



SECTION A-A

- 1 CONNECTOR SHALL BE MARKED IN ACCORDANCE WITH METHOD I OF MIL-STD-1285. MARKING SHALL CONTAIN THE MILITARY PIN, CAGE CODE (OR TE), AND DATE CODE. EXAMPLE: M83513/04-XXXX TE YYWW (WHERE XXXX IS PART OF THE PIN SHOWN IN THE "MIL-DTL-83513" COLUMN OF THE PART NUMBER TABLE, AND YYWW IS THE DATE CODE). FOR THE SIZE 15 RECEPTACLE, THE MARKING MUST BE PRINTED ON BOTH SIDES OF THE FLANGE. TEXT HEIGHT SHALL BE .035 INCH MINIMUM.
- 2 POSITION 1 SHALL BE INDICATED BY AN IDENTIFIABLE MARK, LOCATED APPROXIMATELY AS SHOWN ON THE POSITION 1 SIDE OF THE CONNECTOR FLANGE. THIS MARK SHALL BE INCLUDED AS PART OF THE PART MARKING INFORMATION.
- 3 LENGTH IS SHOWN IN THE "L DIM" COLUMN OF THE PART NUMBER TABLE. LENGTH TOLERANCE IS +1.0/-0.0 FOR INSULATED WIRE TERMINATIONS, AND +0.20/-0.00 FOR UNINSULATED WIRE TERMINATIONS
- 4 INSULATED WIRE IS SHOWN FOR REFERENCE ONLY. PART MAY BE TERMINATED WITH INSULATED OR UNINSULATED WIRE ACCORDING TO THE PART NUMBER TABLE.
- 5 EPOXY ENCAPSULATION. EPOXY MAY WICK .125 INCH MAX FOR INSULATED WIRE, AND .050 INCH MAX FOR UNINSULATED WIRE.
- 6 ALL DIMENSIONS AND REQUIREMENTS ARE PER MIL-DTL-83513/4

THIS DRAWING IS A CONTROLLED DOCUMENT.		DWN B. ROMANCHUK	03 SEP 08	Tyco Electronics Corporation Harrisburg, PA 17105-3608	
DIMENSIONS: INCHES		CHK -	-	NAME RECEPTACLE ASSEMBLY, MICRO-D PER MIL-DTL-83513/04, MCKS SERIES, 15 POSITION	
TOLERANCES UNLESS OTHERWISE SPECIFIED:		APVD M. STORRY	03 SEP 08	SIZE A2	CAGE CODE 98278
0 PLC ± -		PRODUCT SPEC	-	DRAWING NO C=1532172	RESTRICTED TO -
1 PLC ± -		APPLICATION SPEC	-	SCALE 4:1	SHEET 1 of 2
2 PLC ± .010		WEIGHT -	-	REV A	
3 PLC ± .005		CUSTOMER DRAWING			
4 PLC ± -					
ANGLES ± 1'					
FINISH -					
MATERIAL SEE NOTES					

THIS DRAWING IS UNPUBLISHED. RELEASED FOR PUBLICATION  
 © COPYRIGHT BY TYCO ELECTRONICS CORPORATION. ALL INTERNATIONAL RIGHTS RESERVED.

LOC	DIST	REVISIONS					
		P	LTR	DESCRIPTION	DATE	DWN	APVD
-	-	-	-	SEE SHEET 1	-	-	-

TE PART NUMBER	L DIM	MIL-DTL-83513 PIN	MICRODOT P/N	MCKS DESCRIPTION	3	1
1532172-1	18	M83513/04-B01N	094-6226-0001	MCKS-N1-B-15S6G1-18.0		
1532172-2	36	M83513/04-B02N	094-6226-0002	MCKS-N1-B-15S6G1-36.0		
1532172-3	18	M83513/04-B03N	094-6226-0003	MCKS-N1-B-15S6G9-18.0		
1532172-4	36	M83513/04-B04N	094-6226-0004	MCKS-N1-B-15S6G9-36.0		
1532172-5	18	M83513/04-B09N	094-6226-0009	MCKS-N1-B-15S6Q1-18.0		
1532172-6	36	M83513/04-B10N	094-6226-0010	MCKS-N1-B-15S6Q1-36.0		
1532172-7	18	M83513/04-B11N	094-6226-0011	MCKS-N1-B-15S6Q9-18.0		
1532172-8	36	M83513/04-B12N	094-6226-0012	MCKS-N1-B-15S6Q9-36.0		
1532172-9	72	M83513/04-B13N	094-6226-0013	MCKS-N1-B-15S6G1-72.0		
1-1532172-0	72	M83513/04-B14N	094-6226-0014	MCKS-N1-B-15S6G9-72.0		
1-1532172-1	72	M83513/04-B15N	094-6226-0015	MCKS-N1-B-15S6Q1-72.0		
1-1532172-2	72	M83513/04-B16N	094-6226-0016	MCKS-N1-B-15S6Q9-72.0		
1-1532172-3	0.5	M83513/04-B05N	094-6226-0005	MCKS-N1-B-15S5L4-0.5		
1-1532172-4	1.0	M83513/04-B06N	094-6226-0006	MCKS-N1-B-15S5L4-1.0		
1-1532172-5	0.5	M83513/04-B07N	094-6226-0007	MCKS-N1-B-15S5L5-0.5		
1-1532172-6	1.0	M83513/04-B08N	094-6226-0008	MCKS-N1-B-15S5L5-1.0		
1-1532172-7	18	M83513/04-B01C	094-6236-0001	MCKS-C2-B-15S6G1-18.0		
1-1532172-8	36	M83513/04-B02C	094-6236-0002	MCKS-C2-B-15S6G1-36.0		
1-1532172-9	18	M83513/04-B03C	094-6236-0003	MCKS-C2-B-15S6G9-18.0		
2-1532172-0	36	M83513/04-B04C	094-6236-0004	MCKS-C2-B-15S6G9-36.0		
2-1532172-1	0.5	M83513/04-B05C	094-6236-0005	MCKS-C2-B-15S5L4-0.5		
2-1532172-2	1.0	M83513/04-B06C	094-6236-0006	MCKS-C2-B-15S5L4-1.0		
2-1532172-3	0.5	M83513/04-B07C	094-6236-0007	MCKS-C2-B-15S5L5-0.5		
2-1532172-4	1.0	M83513/04-B08C	094-6236-0008	MCKS-C2-B-15S5L5-1.0		
2-1532172-5	18	M83513/04-B09C	094-6236-0009	MCKS-C2-B-15S6Q1-18.0		
2-1532172-6	36	M83513/04-B10C	094-6236-0010	MCKS-C2-B-15S6Q1-36.0		
2-1532172-7	18	M83513/04-B11C	094-6236-0011	MCKS-C2-B-15S6Q9-18.0		
2-1532172-8	36	M83513/04-B12C	094-6236-0012	MCKS-C2-B-15S6Q9-36.0		
2-1532172-9	72	M83513/04-B13C	094-6236-0013	MCKS-C2-B-15S6G1-72.0		
3-1532172-0	72	M83513/04-B14C	094-6236-0014	MCKS-C2-B-15S6G9-72.0		
3-1532172-1	72	M83513/04-B15C	094-6236-0015	MCKS-C2-B-15S6Q1-72.0		
3-1532172-2	72	M83513/04-B16C	094-6236-0016	MCKS-C2-B-15S6Q9-72.0		

THIS DRAWING IS A CONTROLLED DOCUMENT.		DWN B. ROMANCHUK 03 SEP 08	Tyco Electronics Corporation Harrisburg, PA 17105-3608	
DIMENSIONS: INCHES		CHK -	APVD M. STORRY 03 SEP 08	NAME RECEPTACLE ASSEMBLY, MICRO-D PER MIL-DTL-83513/04, MCKS SERIES, 15 POSITION
TOLERANCES UNLESS OTHERWISE SPECIFIED: 0 PLC ± - 1 PLC ± - 2 PLC ± - 3 PLC ± - 4 PLC ± - ANGLES ± -		PRODUCT SPEC -	APPLICATION SPEC -	RESTRICTED TO -
MATERIAL -	FINISH -	WEIGHT -	SIZE A2	CAGE CODE 98278
CUSTOMER DRAWING		SCALE 4:1	DRAWING NO 1532172	SHEET 2 OF 2
			REV A	