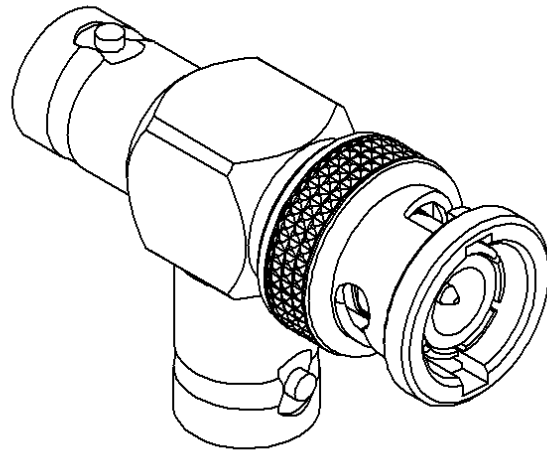
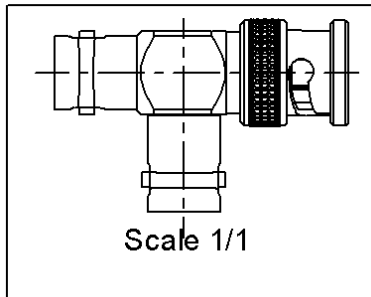
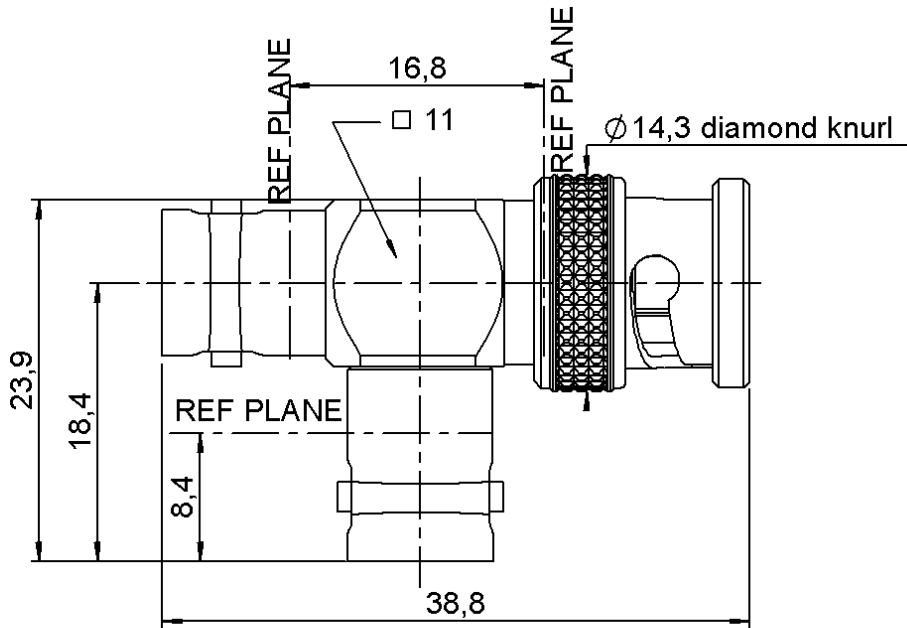


TE MALE-FEMALE / FEMALE ADAPTOR

R141.789.000

Series : **BNC**



All dimensions are in mm.



COMPONENTS	MATERIALS	PLATING (μm)
BODY	BRASS	NICKEL 2
CENTER CONTACT	BERYLLIUM COPPER, BRASS	GOLD 0.5 OVER NICKEL 2
OUTER CONTACT	-	-
INSULATOR	PTFE	-
GASKET	SILICONE RUBBER	-
OTHERS PARTS	BRASS	NICKEL 2
-	-	-
-	-	-

Issue : 0748 K

In the effort to improve our products, we reserve the right to make changes judged to be necessary.



TE MALE-FEMALE / FEMALE ADAPTOR

R141.789.000

Series : **BNC**

PACKAGING

SPECIFICATION

Standard	Unit	Other
100	'W' option	Contact us

ELECTRICAL CHARACTERISTICS

ENVIRONMENTAL

Impedance	50	Ω
Frequency	0-4	GHz
VSWR	NA + 0,0000	x F(GHz) Maxi
Insertion loss	0.175	\sqrt{F} (GHz) dB Maxi
RF leakage	- (57	- F(GHz)) dB Maxi
Voltage rating	500	Veff Maxi
Dielectric withstanding voltage	1500	Veff mini
Insulation resistance	5000	M Ω mini

Operating temperature	-65/+165	$^{\circ}$ C
Hermetic seal	NA	Atm.cm3/s
Panel leakage	NA	

OTHER CHARACTERISTICS

Assembly instruction **NA**

Others :
-

MECHANICAL CHARACTERISTICS

Center contact retention		
Axial force – Mating end	18	N mini
Axial force – Opposite end	18	N mini
Torque	2.8	N.cm mini
Recommended torque		
Mating	NA	N.cm
Panel nut	NA	N.cm
Mating life	500	Cycles mini
Weight	21,9970	g

Issue : 0748 K

In the effort to improve our products, we reserve the right to make changes judged to be necessary.

