

# SXN15 Series

## Single output

- High efficiency topology, 87% typical at 5 V
- Wide operating temperature, up to and exceeding 70 °C (natural convection)
- 90% to 110% output trim
- No minimum load
- Overvoltage protection
- Remote ON/OFF control
- Available RoHS compliant



The SXN15 is a new high efficiency open frame isolated 15 Watt converter series in an industry standard footprint. The first four models in the series feature an input voltage range of 33 Vdc to 75 Vdc and are available in output voltages of 5 V, 3.3 V, 2.5 V and 1.8 V. The output voltage on each model is adjustable from 90% to 110% of the nominal value. Typical efficiencies for the models are 87% for the 5 V, 86% for the 3.3 V, 85% for the 2.5 V and 83% for the 1.8 V version. The SXN15 series also has a remote ON/OFF capability with active high or active low logic. Overcurrent and overvoltage protection features are included as standard. With full international safety approval including EN60950 and cUL1950, the SXN15 reduces compliance costs and time to market.



2 YEAR WARRANTY

All specifications are typical at nominal input, full load at 25 °C unless otherwise stated

### SPECIFICATIONS

#### OUTPUT SPECIFICATIONS

Voltage adjustability		90% to 110%
Total error band	(See Note 11)	±3.5% max.
Line regulation	1.8 V and 2.5 V models	0.5% max.
Low line to high line	3.3 V and 5 V models	0.1% max.
Load regulation	1.8 V model	2.0% max.
Full load to min. load	2.5 V model	1.5% max.
	3.3 V and 5 V models	0.5% max.
Minimum load		0%
Overshoot	1.8 V and 2.5 V models	3.5% max.
At turn-on and turn-off	3.3 V and 5 V models	None
Undershoot		None
Ripple and noise	1.8 V and 2.5 V models	40 mV pk-pk
(See Note 1)		14 mV rms
5 Hz to 20 MHz	3.3 V and 5 V models	70 mV pk-p
		20 mV rms
Transient response	1.8 V and 2.5 V models	150 mV
(See Note 2)	3.3 V and 5 V models	100 mV
typ. deviation		400 µs recovery to within total error band

#### INPUT SPECIFICATIONS

Input voltage range	48 Vin nominal	33-75 Vdc
Input current	No load	35 mA max.
	Remote OFF	25 mA max.
Input current (max.)	(See Note 4)	0.55 A max. @ Io max. and Vin = 33-75 Vdc
Input reflected ripple	(See Note 6)	5 mA (pk-pk) typ.
Active high remote ON/OFF		(See Note 8)
Logic compatibility	Open collector ref to -input	
ON	Open circuit or >2 Vdc	
OFF	<1.2 Vdc	
Undervoltage lockout	Power up	33 V (typ.)
	Power down	30 V (typ.)
Start-up time	Power up	1.5 ms (typ.)
(See Note 7)	Remote ON/OFF	2.5 ms (typ.)

#### EMC CHARACTERISTICS

Conducted emissions	EN55022 (See Note 3)	Level A
	EN55022 (See Note 3)	Level B
Radiated emissions	EN55022 (See Longform Datasheet)	Level B
Immunity:		
ESD air	EN61000-4-2	8 kV, 15 kV
ESD contact	EN61000-4-2	6 kV, 8 kV
Radiated field enclosure	EN61000-4-3	10 V/m
Conducted (dc power)	EN61000-4-6	10 V
Conducted (signal)	EN61000-4-6	10 V (See Note 10)
Input transients	ETS 300 132-2, ETR 283	

#### GENERAL SPECIFICATIONS

Efficiency		See table
Operational insulation	Input/output	1500 Vdc
Switching frequency	Fixed	265 kHz typ.
Approvals and standards	(See Note 5)	UL/cUL1950, EN60950 TÜV Rheinland
Material flammability		UL94V-0
Weight		12 g (0.42 oz)
Coplanarity		150 µm
MTBF	MIL-HDBK-217F	1,790,000 hours
Representative model:	48S05J @ 48 Vin, 40 °C, 100% load ground benign	
	BELLCORE 332	>1,500,000 hours

#### ENVIRONMENTAL SPECIFICATIONS

Thermal performance	Operating ambient temp. (3.3 V and 5 V)	-40 °C to +65 °C
(See Note 9)	Operating ambient temp. (1.8 V and 2.5 V)	-40 °C to +70 °C
	Non-operating (All models)	-40 °C to +120 °C

# SXN15 Series

## Single output

DC-DC CONVERTERS | 10.8-15 W High Efficiency DC-DC Converters

2

For the most current data and application support visit [www.artesyn.com/powergroup/products.htm](http://www.artesyn.com/powergroup/products.htm)

OUTPUT POWER (MAX.)	INPUT VOLTAGE	OVP	OUTPUT VOLTAGE	OUTPUT CURRENT (MIN.)	OUTPUT CURRENT (MAX.)	EFFICIENCY (TYP.)	REGULATION		MODEL NUMBER <sup>(8,12,13)</sup>
							LINE	LOAD	
10.8 W	33-75 Vdc	2.3 Vdc	1.8 V	0 A	6 A	83%	0.3%	2.0%	SXN15-48S1V8J
15 W	33-75 Vdc	3.2 Vdc	2.5 V	0 A	6 A	85%	0.3%	1.5%	SXN15-48S2VJ
15 W	33-75 Vdc	4 Vdc	3.3 V	0 A	4.5 A	86%	0.1%	0.5%	SXN15-48S3V3J
15 W	33-75 Vdc	6 Vdc	5 V	0 A	3 A	87%	0.1%	0.5%	SXN15-48S05J

### Notes

- 1 Measured as per recommended set-up. See Application Note 116 for further details.
- 2  $di/dt = 0.1 \text{ A}/\mu\text{s}$ ,  $V_{in} = 48 \text{ Vdc}$ ,  $T_c = 25 \text{ }^\circ\text{C}$ , load change = 0.5 lo max. to 0.75 lo max. and 0.75 lo max. to 0.5 lo max.
- 3 The SXN15 meets level A and level B conducted emissions only with external components connected before the input pins to the converter. See Application Note 116 for further details.
- 4 Recommended input fusing is a 2 A HRC 200 V rated fuse.
- 5 This product is only for inclusion by professional installers within other equipment and must not be operated as a stand alone product.
- 6 Measured with external filter. See Application Note 116 for further details.
- 7 Start-up into resistive load.
- 8 Active low remote ON/OFF is available. Standard product is active high. Designate with the Suffix '-R' e.g. SXN15-48S05-RJ.
- 9 Operating ambient temperatures are specified at natural convection. Higher operating temperatures are possible with increased airflow. See Application Note 116 for further details.
- 10 Signal Line assumed < 3 m in length.
- 11 This parameter is calculated at worst case line, load, temperature and initial settings.
- 12 The 'J' suffix indicates that these parts are Pb-free (RoHS 6/6) compliant. TSE RoHS 5/6 (non Pb-free) compliant versions may be available on special request, please contact your local sales representative for details.
- 13 NOTICE: Some models do not support all options. Please contact your local Artesyn representative or use the on-line model number search tool at <http://www.artesyn.com/powergroup/products.htm> to find a suitable alternative.

### PROTECTION



Short circuit	Continuous
Oversoltage	Non-latching clamp

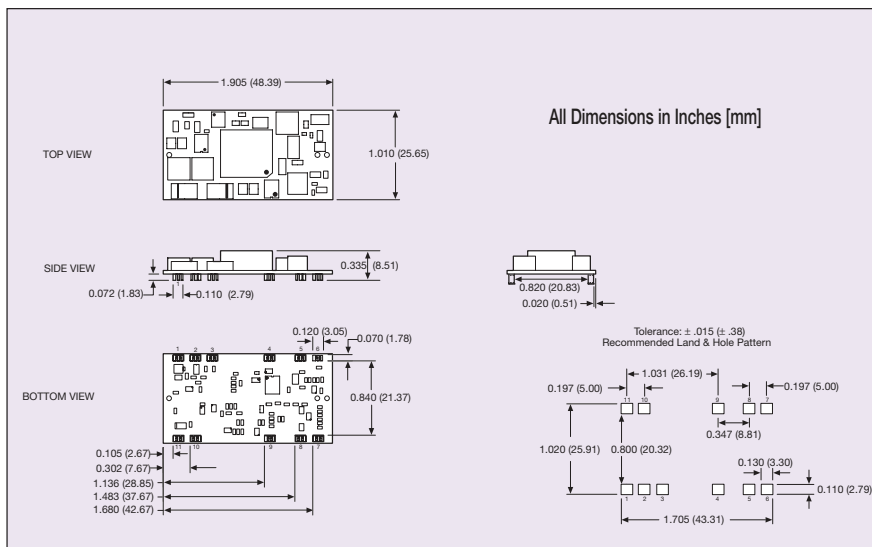
### TELECOM SPECIFICATION

Central office interface A	ETS300-132-2, input voltage and current requirements
----------------------------	--

**CAUTION: Hazardous internal voltages and high temperatures. Ensure that unit is not user accessible.**

### International Safety Standard Approvals

 UL	UL/cUL 1950 3rd edition. File No. E135734
 TÜV	TÜV Rheinland. File No. 10401-3336-0916 Licence No. 40004290



PIN CONNECTIONS	
PIN NUMBER	FEATURE
1	Vout +
2	Vout -
3	N/C
4	Trim
5	N/C
6	N/C
7	N/C
8	On/Off
9	N/C
10	Vin -
11	Vin +

Datasheet © Artesyn Technologies® 2005

The information and specifications contained in this datasheet are believed to be correct at time of publication. However, Artesyn Technologies accepts no responsibility for consequences arising from printing errors or inaccuracies. Specifications are subject to change without notice. No rights under any patent accompany the sale of any such product(s) or information contained herein.

Please consult our website for the following items: ✓ Application Note ✓ Longform Data Sheet

[www.artesyn.com](http://www.artesyn.com)