

DRAWING MADE IN THIRD ANGLE PROJECTION

THIS DRAWING IS UNPUBLISHED.

RELEASED FOR PUBLICATION

, 19

© COPYRIGHT 19

BY AMP INCORPORATED. ALL INTERNATIONAL RIGHTS RESERVED.

MOD 23 LOC BD DIST 39

P F

ZONE

LTR

B REDRAWN

REVISIONS

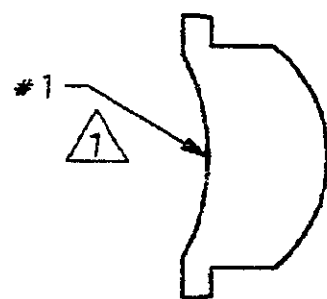
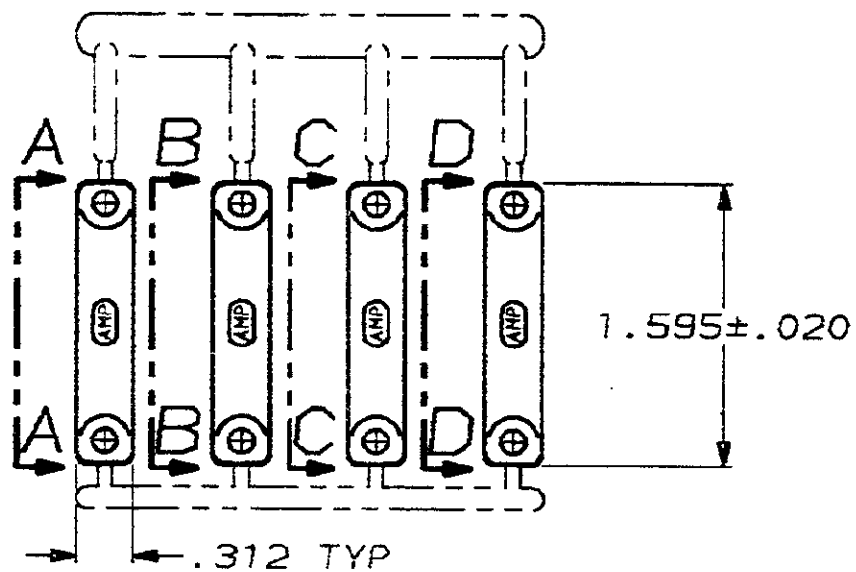
DESCRIPTION

DATE

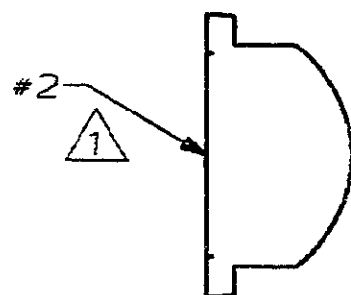
APPD

4/23/91

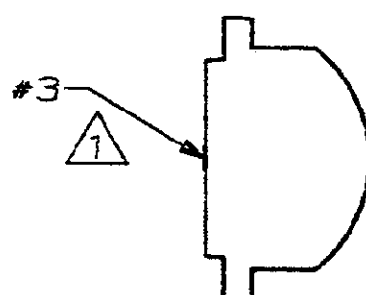
-



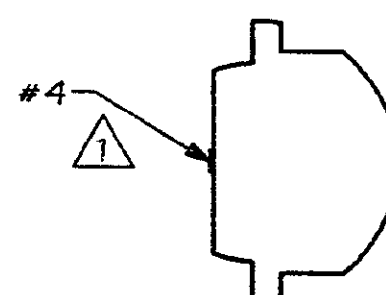
VIEW A-A



VIEW B-B



VIEW C-C



VIEW D-D

1 MOLDDED CHARACTER FOR IDENT, .125 MAX HIGH APPROXIMATELY CENTERED ON THIS END.

206511-1

PART NUMBER

DO NOT SCALE PRINT. UNLESS SPECIFIED DIMENSIONS IN INCHES TOLERANCES ON: 2 PLC DEC * - 3 PLC DEC * .005 ANGLES * -

MATERIAL

THERMOPLASTIC BLACK

FINISH

-

DR 4/23/91

A GRAFF

CHK 3-4-92

M. LENKER

APPD 3-4-92

K. BEAVER

APPD 3-4-92

C. RHOE

PRODUCT SPEC

-

APPLICATION SPEC

-

WEIGHT -

AMP

AMP Incorporated

Harrisburg, PA 17105-3608

NAME

CABLE CLAMP INSERT, (FOR LARGE BODY)- SHELL SIZE 23, CPC

SIZE

B

CAGE CODE

00779

DRAWING NO

206511

SCALE

1:1

SHEET

1 OF 1