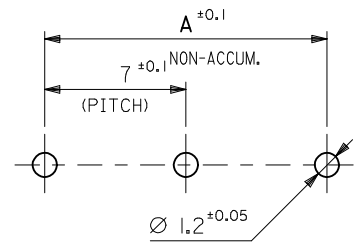
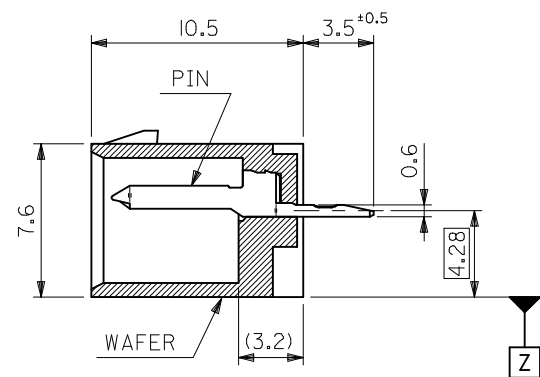


**NOTES**

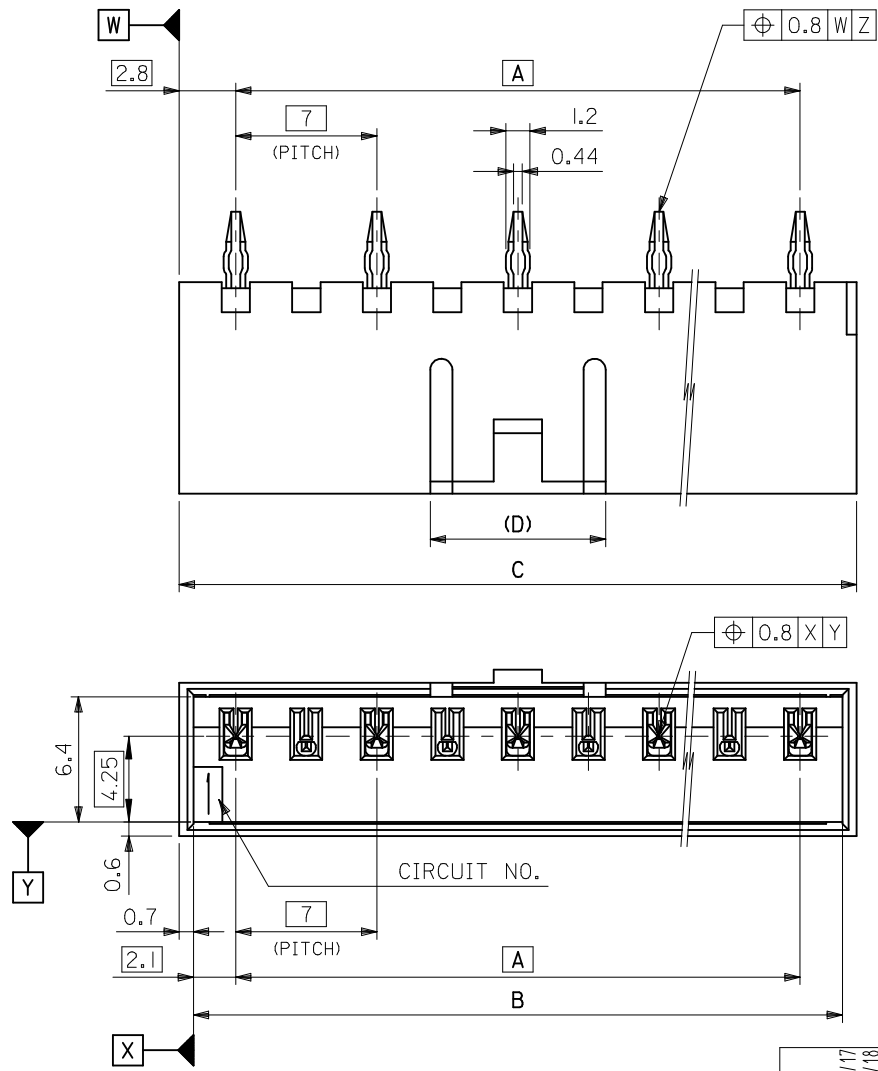
1. MATE WITHS : 51067 SERIES
2. MATERIAL  
 WAFER : PBTP (G.F.15%), UL94V-0  
 PIN : [PHOS.BRO., PRE-TINNED (t=0.254)]
3. COLOR OF WAFER  
 CORRESPONDS TO LAST DIGIT OF ENG. NO.  
 WHITE : 53265-\*\*10  
 BLACK : 53265-\*\*11  
 RED : 53265-\*\*12  
 YELLOW : 53265-\*\*13  
 BLUE : 53265-\*\*14



RECOMMENDED P.C. BOARD HOLE DIM. (REF.)  
(t=1.6)



8.7	54.6	53.2	49.0	53265-081*	8
↑	47.6	46.2	42.0	↑ -071*	7
	40.6	39.2	35.0	↑ -061*	6
	33.6	32.2	28.0	↑ -051*	5
↓	26.6	25.2	21.0	↓ -041*	4
8.7	19.6	18.2	14.0	↓ -031*	3
6.1	12.6	11.2	7.0	53265-021*	2
(D)	C	B	A	TRAY PACKAGE ORDER No. オーダー番号	CKT.



REVISED EC NO: J2009-1054 DRWN:MMABEI 2009/02/17 CHKD:HYAJIMA 2009/02/18 APPR:NUKITA 2009/02/18 A	GENERAL TOLERANCES (UNLESS SPECIFIED)		DIMENSION STYLE MM ONLY		SCALE ---		DESIGN UNITS METRIC		MODEL NO. 53265-***1*	
	10 UNDER	± 0.2	DRAWN BY	DATE	TITLE					
	10 OVER 30 UNDER	± 0.25	H.HIRAMOTO	'94/01/10	7.0 WIRE TO BOARD CONN. WAFER ASSY ST.					
	30 OVER	± 0.30	M.FUKUSHIMA	'94/01/11	MOLEX INCORPORATED					
ANGULAR ± 3 °		APPROVED BY M.FUKUSHIMA '94/01/11		MATERIAL NO. SEE TABLE		DOCUMENT NO. SD-53265-008		SHEET NO. 1 OF 1		
DRAFT WHERE APPLICABLE MUST REMAIN WITHIN DIMENSIONS		THIS DRAWING CONTAINS INFORMATION THAT IS PROPRIETARY TO MOLEX INCORPORATED AND SHOULD NOT BE USED WITHOUT WRITTEN PERMISSION								