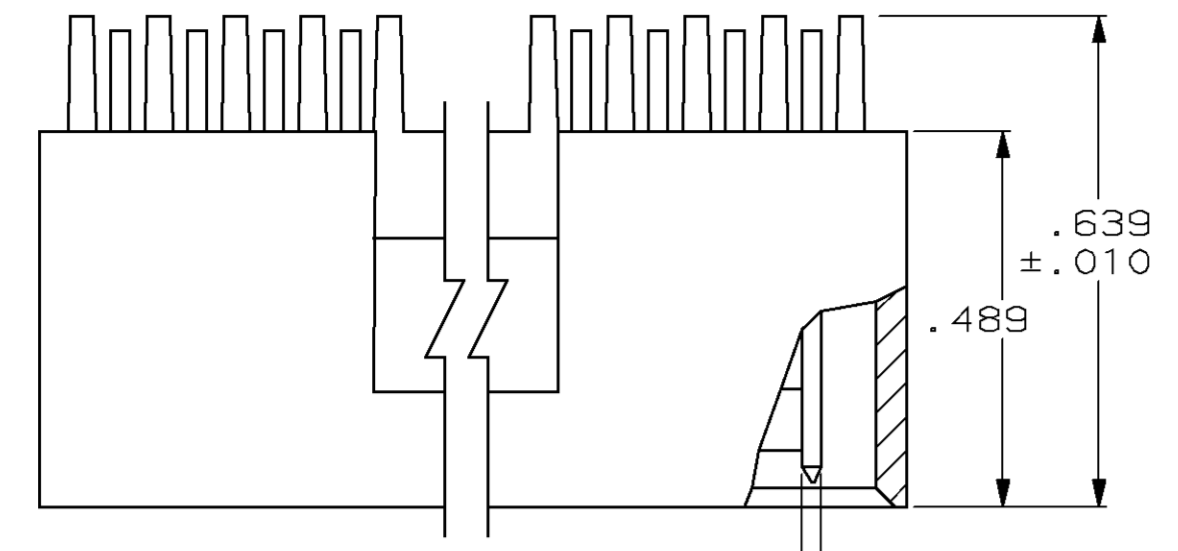


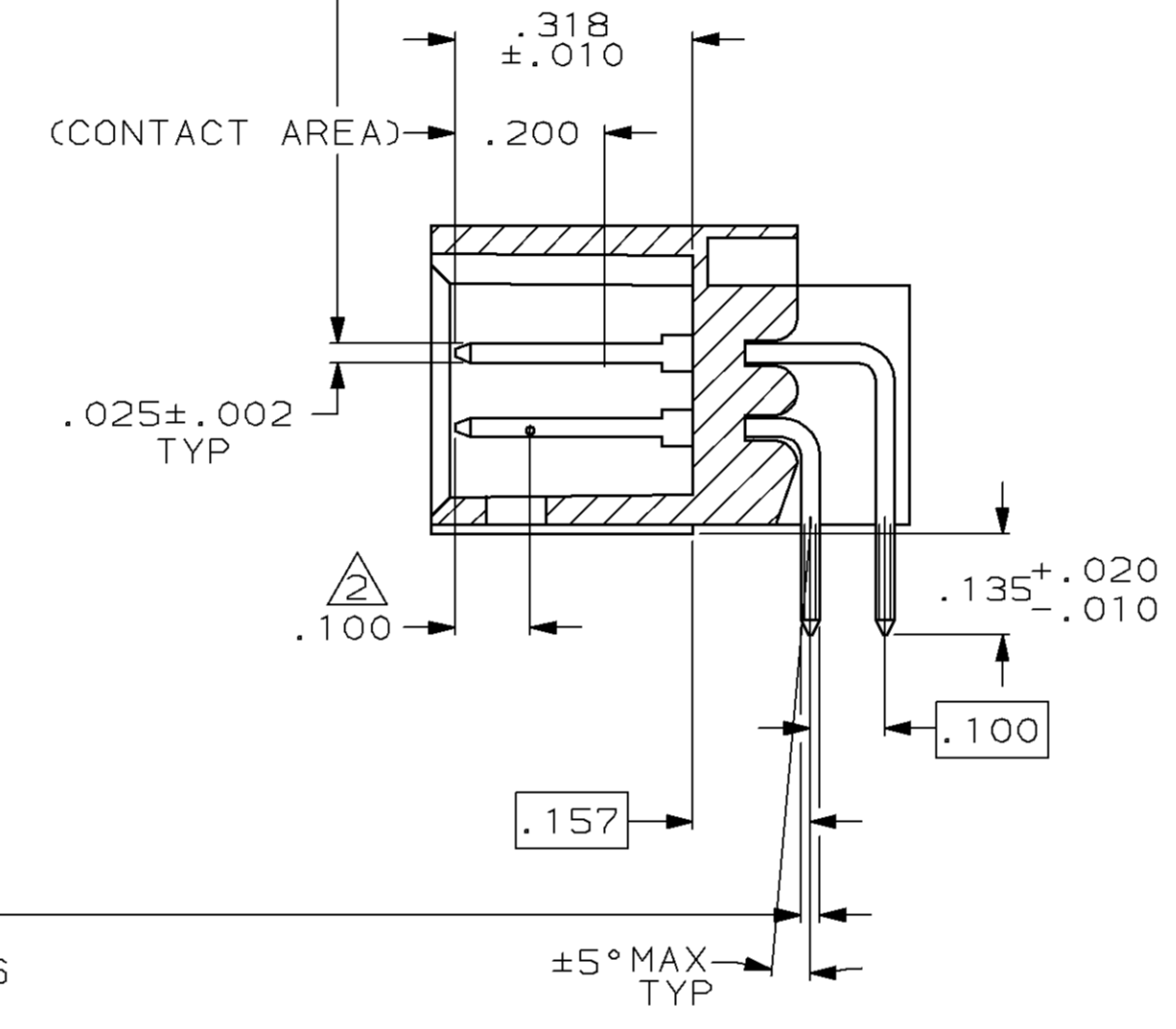
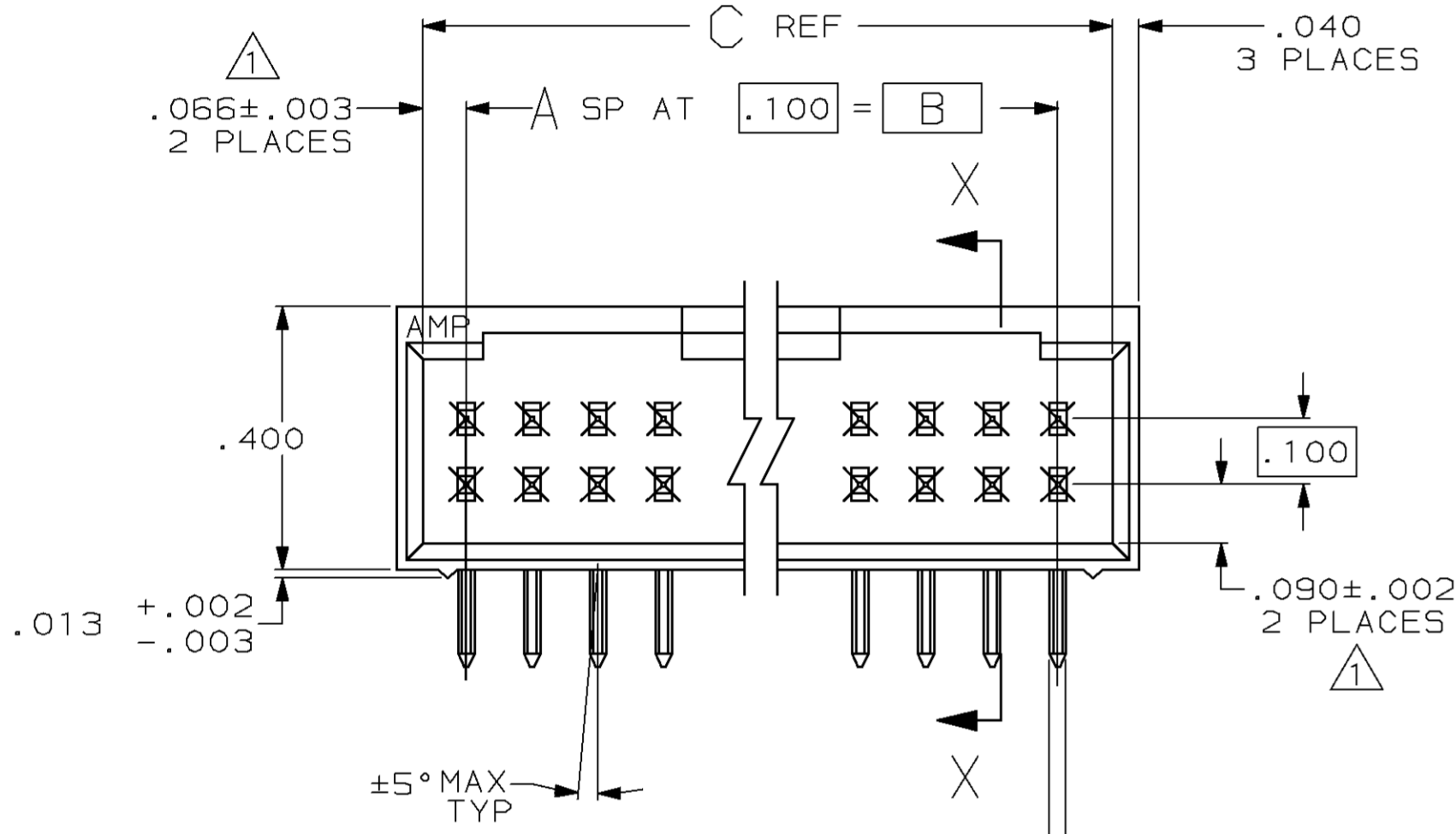
DRAWING MADE IN THIRD ANGLE PROJECTION
 THIS DRAWING IS UNPUBLISHED. RELEASED FOR PUBLICATION APRIL 4, 1983
 © COPYRIGHT 1983 BY AMP INCORPORATED, HARRISBURG, PA. ALL INTERNATIONAL RIGHTS RESERVED. AMP PRODUCTS MAY BE COVERED BY U.S. AND FOREIGN PATENTS AND/OR PATENTS PENDING.

- ① THE NOTED DIMENSIONS APPLY AT THE INTERSECTION OF THE POST AND HOUSING
- ② POINT OF MEASUREMENT FOR PLATING THICKNESS
- ③ OBSOLETE PART NUMBER

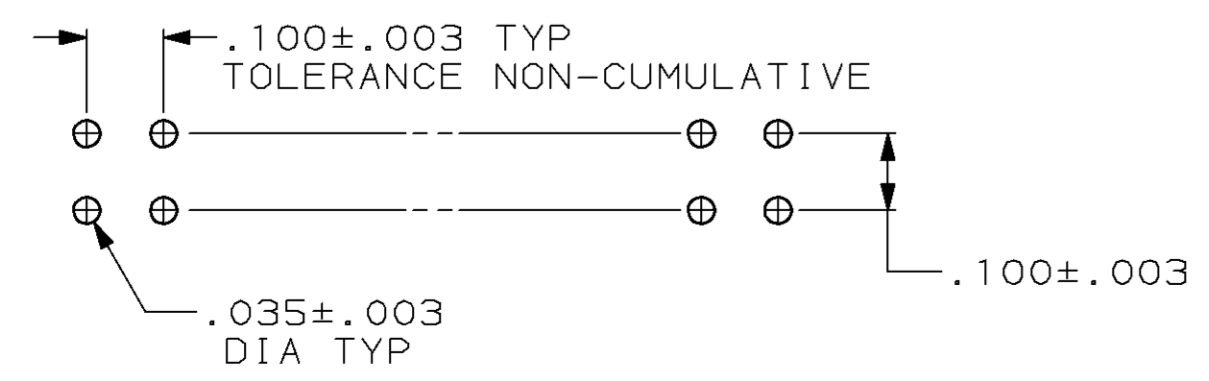
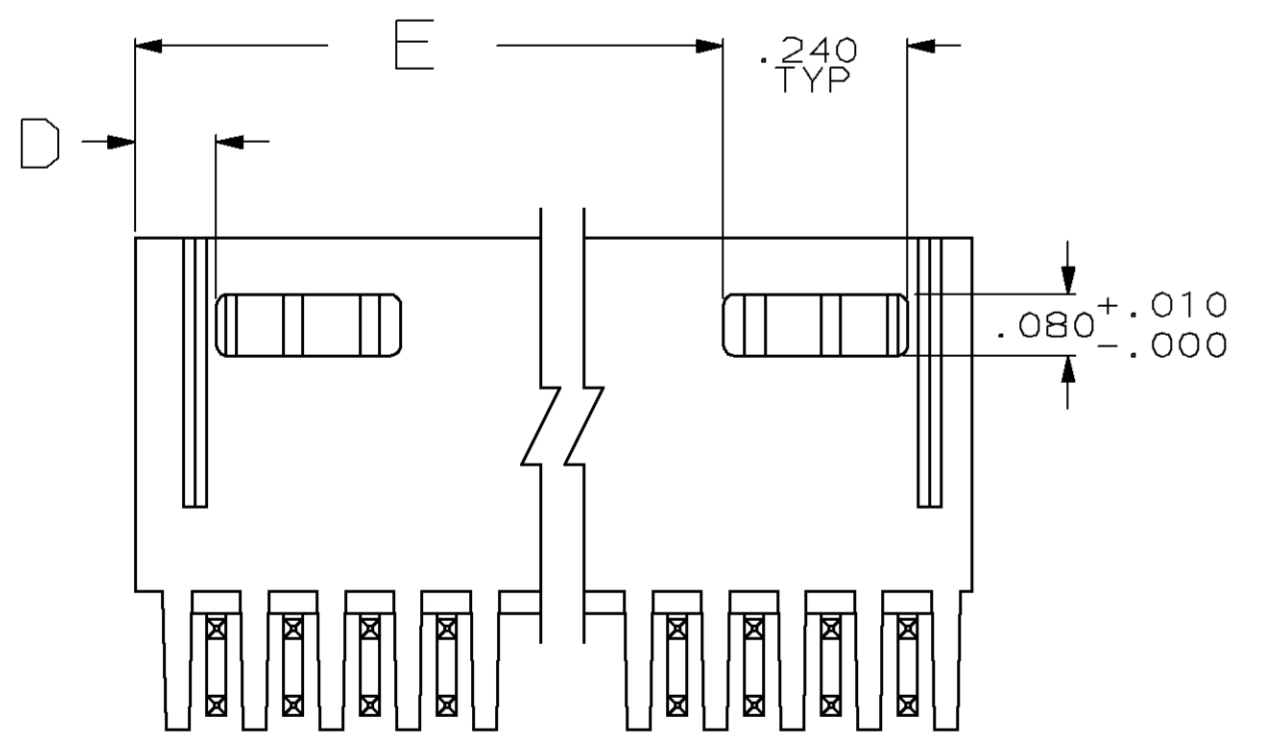
MOD	LOC	DIST	P	F	ZONE	LTR	DESCRIPTION	DATE	APPD
25	AD	39					REV&REDRAWN ECN 1643	-	-
							REV PER AR-2217	BM	-
							REV PER ECN AR2699	10-03-88	KIH
							REV LOC & DIST AD-4171	3-90	BF
							ECN AD-4707	08/02/90	KIH
							REV. PER ECN.0010-0051-95 TH	3/16/95	JK
							REV PER 0310-0040-96	12-14-96	SAS
							REV. PER ECN.0310-0430-97	19JUN98	SAS



.025 ± .001 TYP
 TYP AT POST TIPS



SECTION X-X



RECOMMENDED HOLE LAYOUT

3.506	.106	3.732	3.600	36	74	3-102617-5
3.406	.106	3.632	3.500	35	72	3-102617-4
3.306	.106	3.532	3.400	34	70	3-102617-3
3.206	.106	3.432	3.300	33	68	3-102617-2
3.106	.106	3.332	3.200	32	66	3-102617-1
3.006	.106	3.232	3.100	31	64	3-102617-0
2.906	.106	3.132	3.000	30	62	2-102617-9
2.806	.106	3.032	2.900	29	60	2-102617-8
2.706	.106	2.932	2.800	28	58	2-102617-7
2.606	.106	2.832	2.700	27	56	2-102617-6
2.506	.106	2.732	2.600	26	54	2-102617-5
2.406	.106	2.632	2.500	25	52	2-102617-4
2.306	.106	2.532	2.400	24	50	2-102617-3
2.206	.106	2.432	2.300	23	48	2-102617-2
2.106	.106	2.332	2.200	22	46	2-102617-1
2.006	.106	2.232	2.100	21	44	2-102617-0
1.906	.106	2.132	2.000	20	42	1-102617-9
1.806	.106	2.032	1.900	19	40	1-102617-8
1.706	.106	1.932	1.800	18	38	1-102617-7
1.606	.106	1.832	1.700	17	36	1-102617-6
1.506	.106	1.732	1.600	16	34	1-102617-5
1.406	.106	1.632	1.500	15	32	1-102617-4
1.306	.106	1.532	1.400	14	30	1-102617-3
1.206	.106	1.432	1.300	13	28	1-102617-2
1.106	.106	1.332	1.200	12	26	1-102617-1
1.006	.106	1.232	1.100	11	24	1-102617-0
.906	.106	1.132	1.000	10	22	102617-9
.806	.106	1.032	.900	9	20	102617-8
---	.406	.932	.800	8	18	102617-7
---	.306	.832	.700	7	16	102617-6
---	.306	.732	.600	6	14	102617-5
---	.206	.632	.500	5	12	102617-4
---	.206	.532	.400	4	10	102617-3
---	.106	.432	.300	3	8	102617-2
---	.106	.332	.200	2	6	102617-1

E	D	C	B	A	NO OF POSN	ASSEMBLY PART NUMBER

UNLESS OTHERWISE SPECIFIED DIMENSIONS ARE IN INCHES TOLERANCES ON :		DR 7-28-87 H MOLL	AMP INCORPORATED Harrisburg, Pa. 17105
2 PL DEC ± .005 3 PL DEC ± .005 ANGLES ± .		CHK 7-29-87 L A MAYER	
MATERIAL: HOUSING: FLAME RETARDANT THERMOPLASTIC, COLOR-BLACK		APPD 7-28-87 R FEIDT	NAME HDR ASSY, MOD II, SHROUDED, 4 SIDES, DBL ROW, .100X.100¢, RIGHT ANGLE, W/ .025 SQ POSTS
POSTS: PHOS BRONZE FINISH: POSTS: .000015 GOLD IN CONTACT AREA, .000100-.000200 MATTE TIN- LEAD ON SOLDER TAIL, ALL OVER .000050 NICKEL		APPD 7-29-87 R ELICKER	PRODUCT SPEC -
SIZE: F5CM NO		APPLICATION SPEC -	SIZE D 00779
WEIGHT -			DRAWING NO 102617
SCALE 4:1			SHEET 1 OF 1