

Feed-through terminal block - HDFKV 95 - 0709547

Please be informed that the data shown in this PDF Document is generated from our Online Catalog. Please find the complete data in the user's documentation. Our General Terms of Use for Downloads are valid (<http://download.phoenixcontact.com>)



Feed-through terminal block, Connection method: Screw connection, Load current : 232 A, Cross section: 25 mm² - 95 mm², AWG 2 - 3/0, Connection direction of the conductor to plug-in direction: 90 °, Width: 25 mm, Color: gray

Product description

Feed-through terminal block, Connection method: Screw connection, Load current : 232 A, Cross section: 25 mm² - 95 mm², AWG 2 - 3/0, Connection direction of the conductor to plug-in direction: 90 °, Width: 25 mm, Color: gray

Why buy this product

- Easy grouping with engagement pin versions
- Both terminal halves can be easily assembled by simply snapping them together
- Automatic compensation of the panel thickness via the snap principle integrated in the insulation housing
- Universal screw connection with screw locking
- Spacer plates increase air and creepage distances



Key commercial data

Packing unit	1
Minimum order quantity	1
Catalog page	Page 675 (CC-2011)
GTIN	 4 017918 117054
Weight per piece (including packing)	0.0 GRM
Weight per Piece (excluding packing)	268.34 GRM
Country of origin	GREECE

Technical data

General

Number of levels	1
Number of connections	2
Color	gray
Insulating material	PA
Inflammability class according to UL 94	V0

Dimensions

Width	25 mm
-------	-------

Feed-through terminal block - HDFKV 95 - 0709547

Technical data

Technical data

Maximum load current	232 A
Rated surge voltage	8 kV
Pollution degree	3
Surge voltage category	III
Insulating material group	I
Connection in acc. with standard	IEC 60947-7-1
Nominal current I _N	232 A
Nominal voltage UN	1000 V (With metal panels of 1 mm ... 2.5 mm)
Nominal voltage UN	800 V (With metal panels over 2.5 mm ... 5 mm)
Nominal voltage UN	690 V (With metal panels over 5 mm ... 6 mm)

Connection data

Note	Note: Product releases, connection cross sections and notes on connecting aluminum cables can be found in the download area.
Conductor cross section solid min.	25 mm ²
Conductor cross section solid max.	95 mm ²
Conductor cross section stranded min.	35 mm ²
Conductor cross section stranded max.	95 mm ²
Conductor cross section AWG/kcmil min.	4
Conductor cross section AWG/kcmil max	3/0
Conductor cross section stranded, with ferrule without plastic sleeve min.	35 mm ²
Conductor cross section stranded, with ferrule without plastic sleeve max.	95 mm ²
Conductor cross section stranded, with ferrule with plastic sleeve min.	35 mm ²
Conductor cross section stranded, with ferrule with plastic sleeve max.	95 mm ²
2 conductors with same cross section, solid min.	16 mm ²
2 conductors with same cross section, solid max.	35 mm ²
2 conductors with same cross section, stranded min.	16 mm ²
2 conductors with same cross section, stranded max.	35 mm ²
2 conductors with same cross section, stranded, ferrules without plastic sleeve, min.	16 mm ²
2 conductors with same cross section, stranded, ferrules without plastic sleeve, max.	35 mm ²
Connection method	Screw connection
Stripping length	27 mm
Internal cylindrical gage	B12
Screw thread	M8
Tightening torque, min	15 Nm
Tightening torque max	20 Nm

Feed-through terminal block - HDFKV 95 - 0709547

Classifications

eclass

eClass 4.0	27141131
eClass 4.1	27141131
eClass 5.0	27141134
eClass 5.1	27141134
eClass 6.0	27141134

etim

ETIM 2.0	EC001283
ETIM 3.0	EC001283
ETIM 4.0	EC001283

unspsc

UNSPSC 6.01	30211811
UNSPSC 7.0901	39121410
UNSPSC 11	39121410
UNSPSC 12.01	39121410
UNSPSC 13.2	39121410

Approvals

Certificates

Certification

CSA / UL Recognized / GOST / PRS / GOST

Certification EX

Certification submitted

Approval details

CSA	
mm ² /AWG/kcmil	2
Nominal current IN	200 A
Nominal voltage UN	600 V

UL Recognized		
	B	C
mm ² /AWG/kcmil	4	4

Feed-through terminal block - HDFKV 95 - 0709547

Approvals

	B	C
Nominal current I _N	230 A	230 A
Nominal voltage U _N	600 V	600 V

GOST

PRS

GOST

Accessories

Accessories

Marking

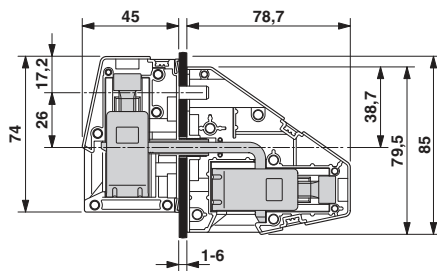
Zack marker strip - ZB10:SO/CMS - 1050525



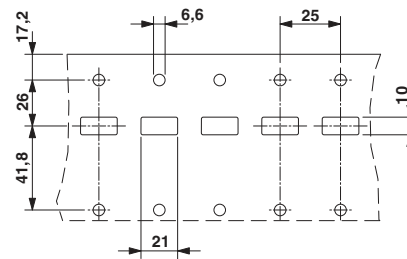
Zack marker strip, white, For terminal block width: 10 mm

Drawings

Dimensioned drawing

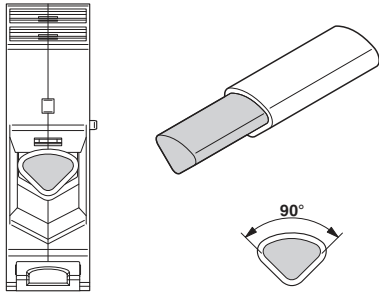


Dimensioned drawing



Feed-through terminal block - HDFKV 95 - 0709547

Schematic diagram



Connecting aluminum cables. Further notes can be found in the download area

© Phoenix Contact 2012 - all rights reserved
<http://www.phoenixcontact.com>