

# μPA2764T1A

N-channel MOSFET

30 V , 130 A , 1.10 mΩ

R07DS0881EJ0102

Rev.1.02


Nov 28, 2012

## Description

The μPA2764T1A is N-channel MOS Field Effect Transistor designed for high current switching application.

## Features

- $V_{DSS} = 30\text{ V}$  ( $T_A = 25^\circ\text{C}$ )
- Low on-state resistance
  - $R_{DS(on)} = 1.10\text{ m}\Omega$  MAX. ( $V_{GS} = 10\text{ V}$ ,  $I_D = 46\text{ A}$ )
  - $R_{DS(on)} = 2.45\text{ m}\Omega$  MAX. ( $V_{GS} = 4.5\text{ V}$ ,  $I_D = 35\text{ A}$ )
- 4.5 V Gate-drive available
- Thin type surface mount package with heat spreader
- Halogen free



8-pin HVSON(6051)

## Ordering Information

Part No.	LEAD PLATING	PACKING	Package
μPA2764T1A-E2-AY <sup>*1</sup>	Pure Sn	Tape 3000 p/reel	8-pin HVSON(6051) 0.1 g TYP.

Note: \*1. Pb-free (This product does not contain Pb in external electrode.)

## Absolute Maximum Ratings ( $T_A = 25^\circ\text{C}$ )

Item	Symbol	Ratings	Unit
Drain to Source Voltage ( $V_{GS} = 0\text{ V}$ )	$V_{DSS}$	30	V
Gate to Source Voltage ( $V_{DS} = 0\text{ V}$ )	$V_{GSS}$	±20	V
Drain Current (DC) ( $T_C = 25^\circ\text{C}$ )	$I_{D(DC)}$	±130	A
Drain Current (pulse) <sup>*1</sup>	$I_{D(pulse)}$	±280	A
Total Power Dissipation <sup>*2</sup>	$P_{T1}$	1.5	W
Total Power Dissipation (PW = 10 sec) <sup>*2</sup>	$P_{T2}$	4.6	W
Total Power Dissipation ( $T_C = 25^\circ\text{C}$ )	$P_{T3}$	83	W
Channel Temperature	$T_{ch}$	150	°C
Storage Temperature	$T_{stg}$	-55 to +150	°C
Single Avalanche Current <sup>*3</sup>	$I_{AS}$	50	A
Single Avalanche Energy <sup>*3</sup>	$E_{AS}$	250	mJ

## Thermal Resistance

Channel to Ambient Thermal Resistance <sup>*2</sup>	$R_{th(ch-A)}$	83.3	°C/W
Channel to Case(Drain) Thermal Resistance	$R_{th(ch-C)}$	1.5	°C/W

Notes: \*1.  $PW \leq 10\ \mu\text{s}$ , Duty Cycle  $\leq 1\%$

\*2. Mounted on a glass epoxy board of 25.4 mm x 25.4 mm x 0.8 mm

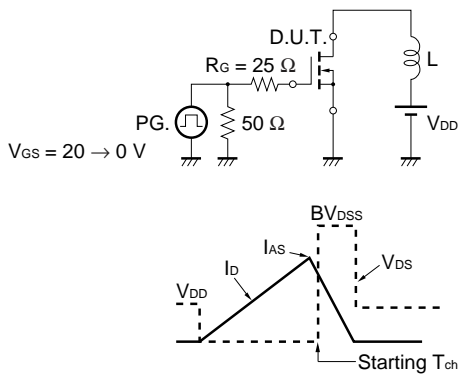
\*3. Starting  $T_{ch} = 25^\circ\text{C}$ ,  $V_{DD} = 15\text{ V}$ ,  $R_G = 25\ \Omega$ ,  $V_{GS} = 20 \rightarrow 0\text{ V}$ ,  $L = 100\ \mu\text{H}$

**Electrical Characteristics (T<sub>A</sub> = 25°C)**

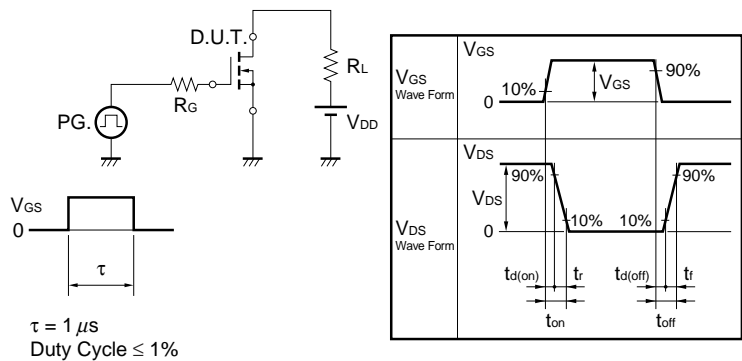
Item	Symbol	MIN.	TYP.	MAX.	Unit	Test Conditions
Zero Gate Voltage Drain Current	I <sub>DSS</sub>			10	μA	V <sub>DS</sub> = 30 V, V <sub>GS</sub> = 0 V
Gate Leakage Current	I <sub>GSS</sub>			±100	nA	V <sub>GS</sub> = ±20 V, V <sub>DS</sub> = 0 V
Gate Cut-off Voltage	V <sub>GS(off)</sub>	1.0		2.5	V	V <sub>DS</sub> = 10 V, I <sub>D</sub> = 1 mA
Forward Transfer Admittance *1	y <sub>fs</sub>	27			S	V <sub>DS</sub> = 10 V, I <sub>D</sub> = 35 A
Drain to Source On-state Resistance *1	R <sub>DS(on)1</sub>		0.90	1.10	mΩ	V <sub>GS</sub> = 10 V, I <sub>D</sub> = 46 A
	R <sub>DS(on)2</sub>		1.60	2.45	mΩ	V <sub>GS</sub> = 4.5 V, I <sub>D</sub> = 35 A
Input Capacitance	C <sub>iss</sub>		7930		pF	V <sub>DS</sub> = 10 V,
Output Capacitance	C <sub>oss</sub>		2900		pF	V <sub>GS</sub> = 0 V,
Reverse Transfer Capacitance	C <sub>rss</sub>		2550		pF	f = 1 MHz
Turn-on Delay Time	t <sub>d(on)</sub>		47		ns	V <sub>DD</sub> = 15 V, I <sub>D</sub> = 35 A,
Rise Time	t <sub>r</sub>		160		ns	V <sub>GS</sub> = 10 V,
Turn-off Delay Time	t <sub>d(off)</sub>		310		ns	R <sub>G</sub> = 10 Ω
Fall Time	t <sub>f</sub>		320		ns	
Total Gate Charge	Q <sub>G</sub>		180		nC	V <sub>DD</sub> = 15 V,
Gate to Source Charge	Q <sub>GS</sub>		25		nC	V <sub>GS</sub> = 10 V,
Gate to Drain Charge	Q <sub>GD</sub>		70		nC	I <sub>D</sub> = 70 A
Body Diode Forward Voltage *1	V <sub>F(S-D)</sub>		0.8	1.5	V	I <sub>F</sub> = 46 A, V <sub>GS</sub> = 0 V
Reverse Recovery Time	t <sub>rr</sub>		117		ns	I <sub>F</sub> = 50 A, V <sub>GS</sub> = 0 V,
Reverse Recovery Charge	Q <sub>rr</sub>		157		nC	di/dt = 100 A/μs

Note: \*1. Pulsed

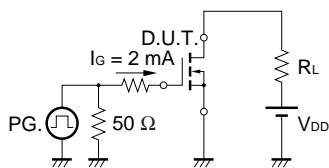
**TEST CIRCUIT 1 AVALANCHE CAPABILITY**



**TEST CIRCUIT 2 SWITCHING TIME**

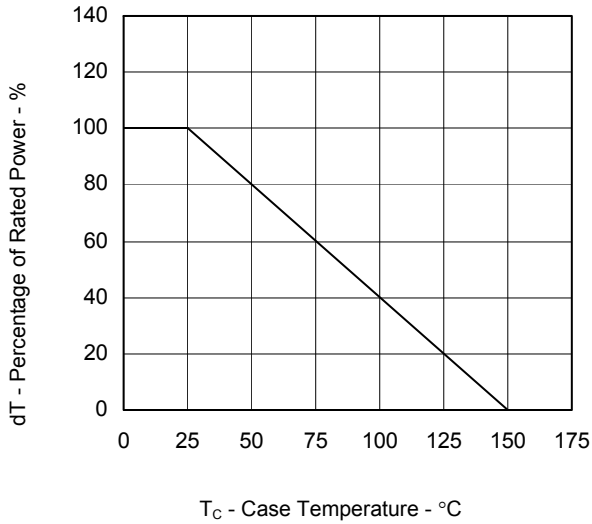


**TEST CIRCUIT 3 GATE CHARGE**

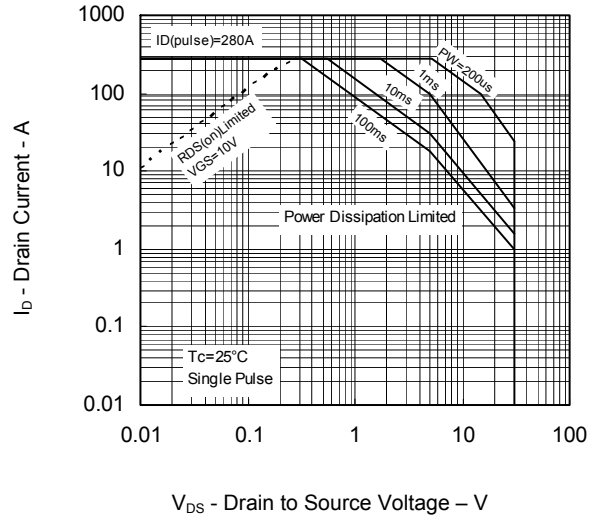


TYPICAL CHARACTERISTICS (T<sub>A</sub> = 25°C)

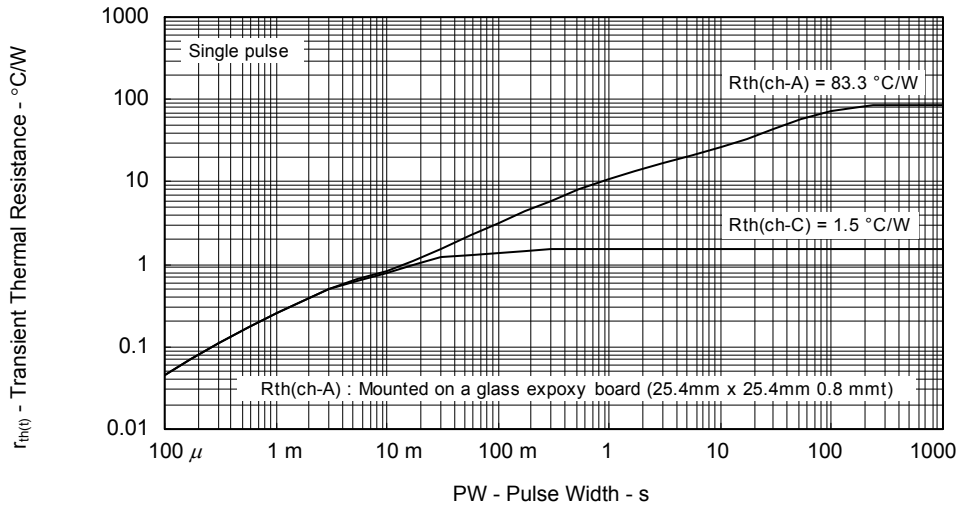
DERATING FACTOR OF FORWARD BIAS SAFE OPERATING AREA



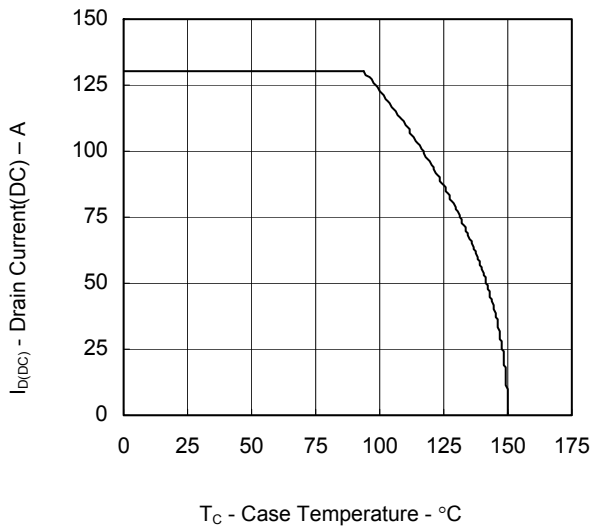
FORWARD BIAS SAFE OPERATING AREA



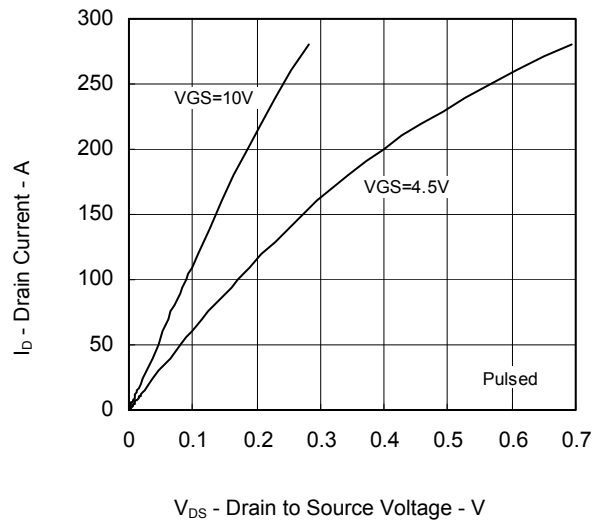
TRANSIENT THERMAL RESISTANCE vs. PULSE WIDTH



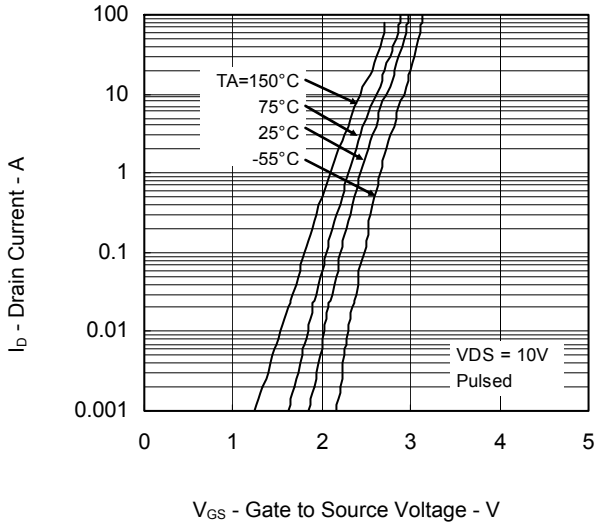
DRAIN CURRENT(DC) vs. CASE TEMPERATURE



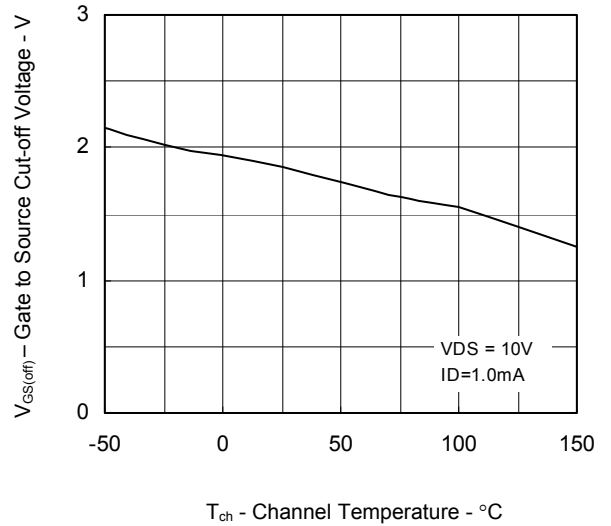
DRAIN CURRENT vs. DRAIN TO SOURCE VOLTAGE



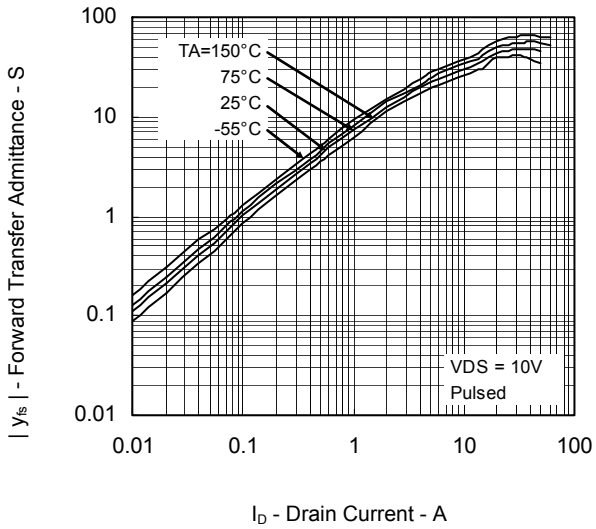
**FORWARD TRANSFER CHARACTERISTICS**



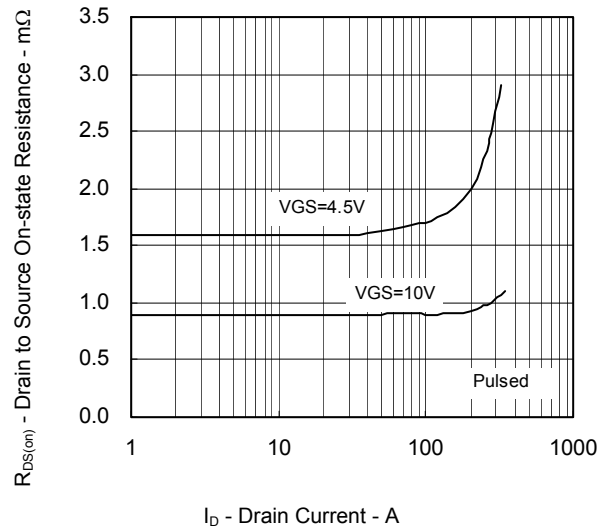
**GATE TO SOURCE CUT-OFF VOLTAGE vs. CHANNEL TEMPERATURE**



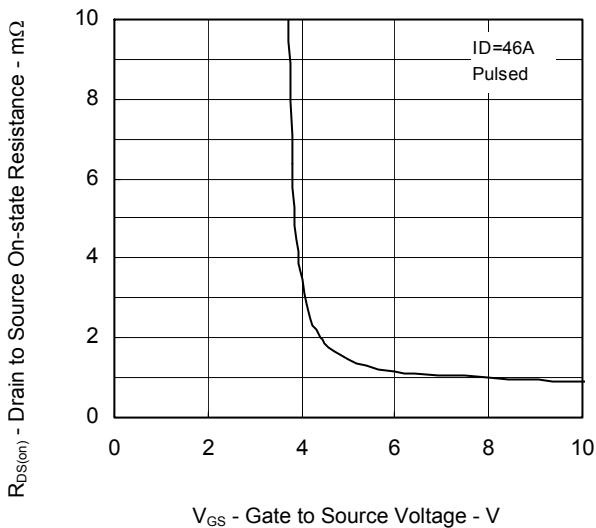
**FORWARD TRANSFER ADMITTANCE vs. DRAIN CURRENT**



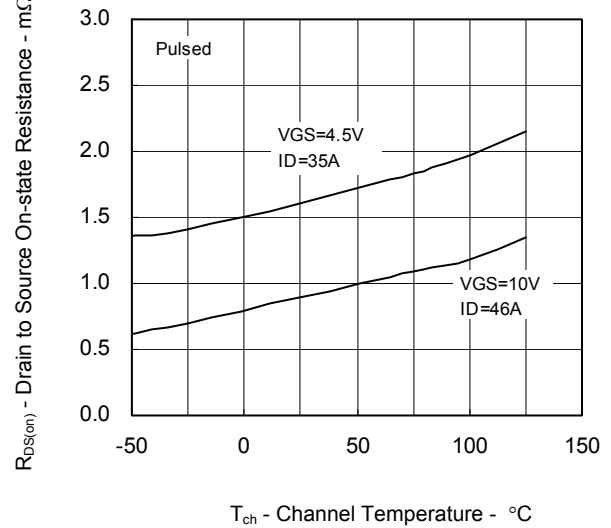
**DRAIN TO SOURCE ON-STATE RESISTANCE vs. DRAIN CURRENT**



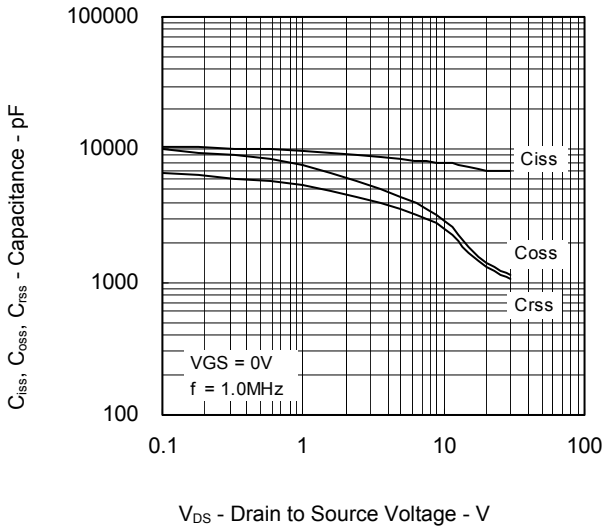
**DRAIN TO SOURCE ON-STATE RESISTANCE vs. GATE TO SOURCE VOLTAGE**



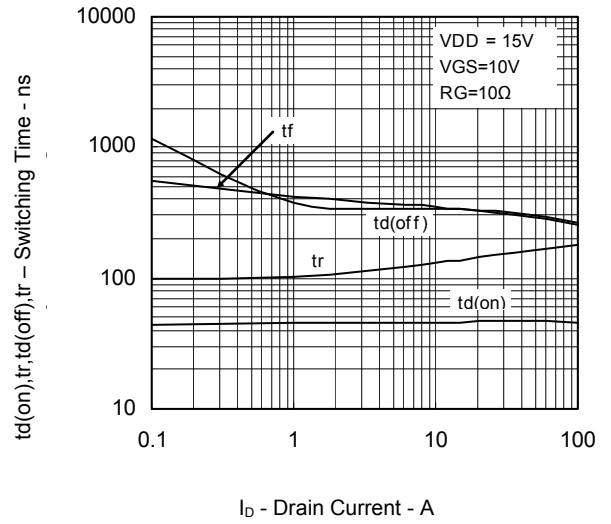
**DRAIN TO SOURCE ON-STATE RESISTANCE vs. CHANNEL TEMPERATURE**



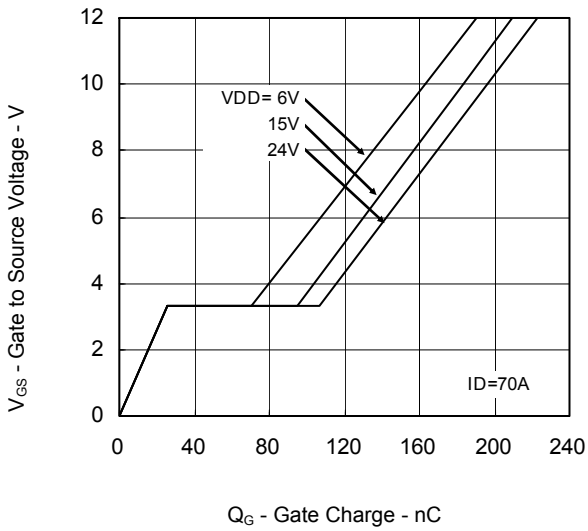
CAPACITANCE vs. DRAIN TO SOURCE VOLTAGE



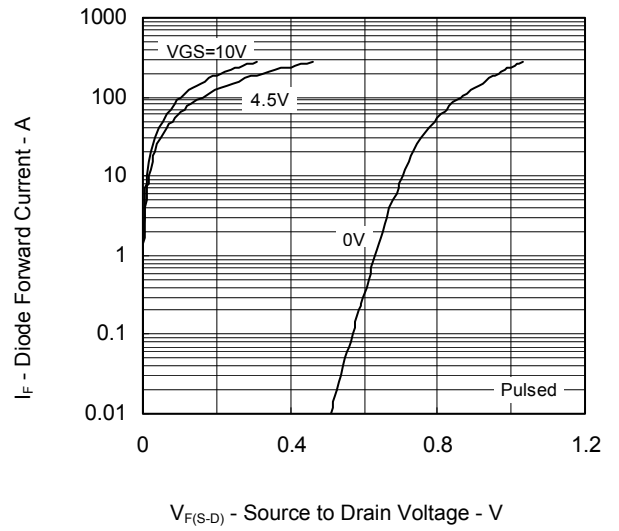
SWITCHING CHARACTERISTICS



DYNAMIC INPUT CHARACTERISTICS

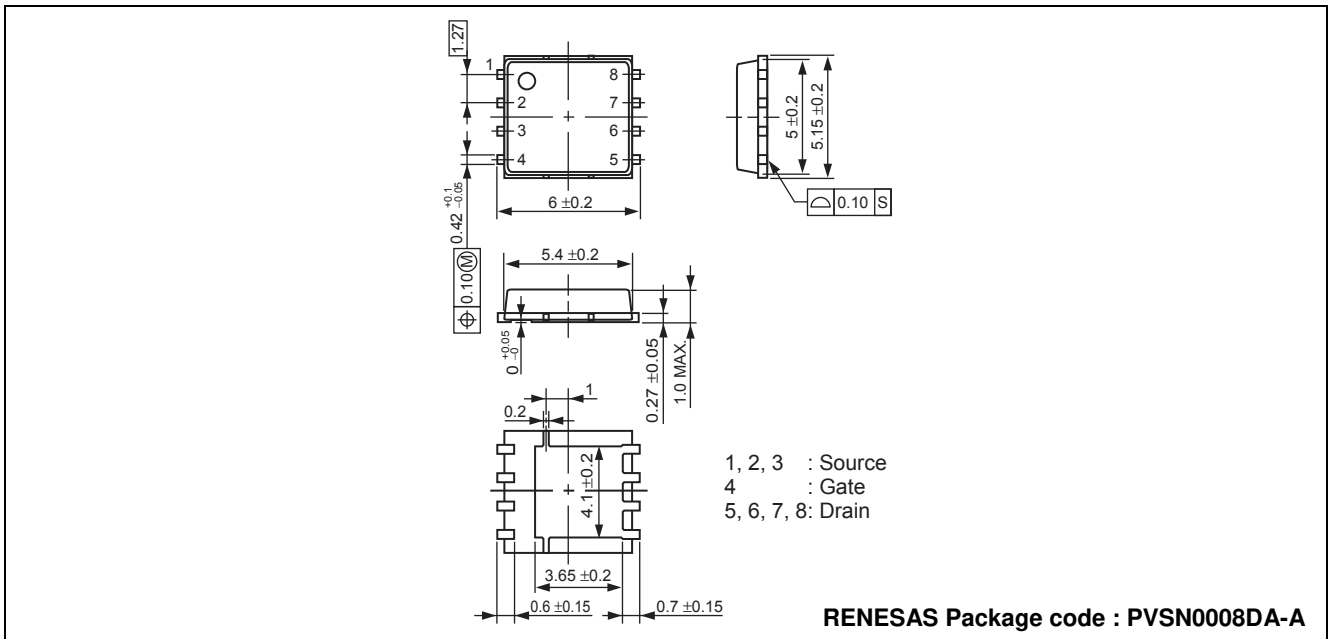


SOURCE TO DRAIN DIODE FORWARD VOLTAGE

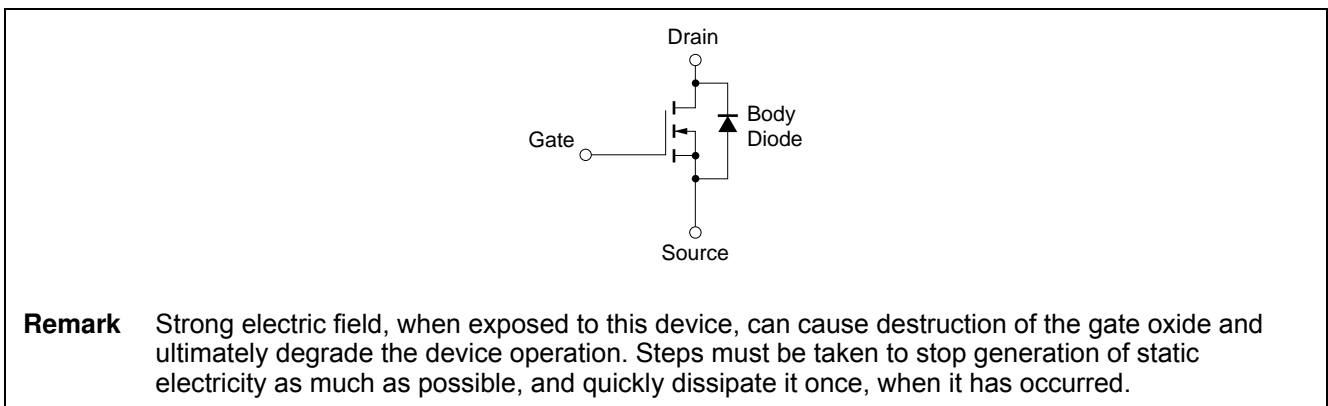


Package Drawings (Unit: mm)

8pin-HVSON(6051)



Equivalent Circuit



## Notice

1. Descriptions of circuits, software and other related information in this document are provided only to illustrate the operation of semiconductor products and application examples. You are fully responsible for the incorporation of these circuits, software, and information in the design of your equipment. Renesas Electronics assumes no responsibility for any losses incurred by you or third parties arising from the use of these circuits, software, or information.
2. Renesas Electronics has used reasonable care in preparing the information included in this document, but Renesas Electronics does not warrant that such information is error free. Renesas Electronics assumes no liability whatsoever for any damages incurred by you resulting from errors in or omissions from the information included herein.
3. Renesas Electronics does not assume any liability for infringement of patents, copyrights, or other intellectual property rights of third parties by or arising from the use of Renesas Electronics products or technical information described in this document. No license, express, implied or otherwise, is granted hereby under any patents, copyrights or other intellectual property rights of Renesas Electronics or others.
4. You should not alter, modify, copy, or otherwise misappropriate any Renesas Electronics product, whether in whole or in part. Renesas Electronics assumes no responsibility for any losses incurred by you or third parties arising from such alteration, modification, copy or otherwise misappropriation of Renesas Electronics product.
5. Renesas Electronics products are classified according to the following two quality grades: "Standard" and "High Quality". The recommended applications for each Renesas Electronics product depends on the product's quality grade, as indicated below.  
"Standard": Computers; office equipment; communications equipment; test and measurement equipment; audio and visual equipment; home electronic appliances; machine tools; personal electronic equipment; and industrial robots etc.  
"High Quality": Transportation equipment (automobiles, trains, ships, etc.); traffic control systems; anti-disaster systems; anti-crime systems; and safety equipment etc.  
Renesas Electronics products are neither intended nor authorized for use in products or systems that may pose a direct threat to human life or bodily injury (artificial life support devices or systems, surgical implantations etc.), or may cause serious property damages (nuclear reactor control systems, military equipment etc.). You must check the quality grade of each Renesas Electronics product before using it in a particular application. You may not use any Renesas Electronics product for any application for which it is not intended. Renesas Electronics shall not be in any way liable for any damages or losses incurred by you or third parties arising from the use of any Renesas Electronics product for which the product is not intended by Renesas Electronics.
6. You should use the Renesas Electronics products described in this document within the range specified by Renesas Electronics, especially with respect to the maximum rating, operating supply voltage range, movement power voltage range, heat radiation characteristics, installation and other product characteristics. Renesas Electronics shall have no liability for malfunctions or damages arising out of the use of Renesas Electronics products beyond such specified ranges.
7. Although Renesas Electronics endeavors to improve the quality and reliability of its products, semiconductor products have specific characteristics such as the occurrence of failure at a certain rate and malfunctions under certain use conditions. Further, Renesas Electronics products are not subject to radiation resistance design. Please be sure to implement safety measures to guard them against the possibility of physical injury, and injury or damage caused by fire in the event of the failure of a Renesas Electronics product, such as safety design for hardware and software including but not limited to redundancy, fire control and malfunction prevention, appropriate treatment for aging degradation or any other appropriate measures. Because the evaluation of microcomputer software alone is very difficult, please evaluate the safety of the final products or systems manufactured by you.
8. Please contact a Renesas Electronics sales office for details as to environmental matters such as the environmental compatibility of each Renesas Electronics product. Please use Renesas Electronics products in compliance with all applicable laws and regulations that regulate the inclusion or use of controlled substances, including without limitation, the EU RoHS Directive. Renesas Electronics assumes no liability for damages or losses occurring as a result of your noncompliance with applicable laws and regulations.
9. Renesas Electronics products and technology may not be used for or incorporated into any products or systems whose manufacture, use, or sale is prohibited under any applicable domestic or foreign laws or regulations. You should not use Renesas Electronics products or technology described in this document for any purpose relating to military applications or use by the military, including but not limited to the development of weapons of mass destruction. When exporting the Renesas Electronics products or technology described in this document, you should comply with the applicable export control laws and regulations and follow the procedures required by such laws and regulations.
10. It is the responsibility of the buyer or distributor of Renesas Electronics products, who distributes, disposes of, or otherwise places the product with a third party, to notify such third party in advance of the contents and conditions set forth in this document, Renesas Electronics assumes no responsibility for any losses incurred by you or third parties as a result of unauthorized use of Renesas Electronics products.
11. This document may not be reproduced or duplicated in any form, in whole or in part, without prior written consent of Renesas Electronics.
12. Please contact a Renesas Electronics sales office if you have any questions regarding the information contained in this document or Renesas Electronics products, or if you have any other inquiries.  
(Note 1) "Renesas Electronics" as used in this document means Renesas Electronics Corporation and also includes its majority-owned subsidiaries.  
(Note 2) "Renesas Electronics product(s)" means any product developed or manufactured by or for Renesas Electronics.



### SALES OFFICES

Renesas Electronics Corporation

<http://www.renesas.com>

Refer to "<http://www.renesas.com/>" for the latest and detailed information.

**Renesas Electronics America Inc.**  
2880 Scott Boulevard Santa Clara, CA 95050-2554, U.S.A.  
Tel: +1-408-588-6000, Fax: +1-408-588-6130

**Renesas Electronics Canada Limited**  
1101 Nicholson Road, Newmarket, Ontario L3Y 9C3, Canada  
Tel: +1-905-898-5441, Fax: +1-905-898-3220

**Renesas Electronics Europe Limited**  
Dukes Meadow, Millboard Road, Bourne End, Buckinghamshire, SL8 5FH, U.K.  
Tel: +44-1628-651-700, Fax: +44-1628-651-804

**Renesas Electronics Europe GmbH**  
Arcadiastrasse 10, 40472 Düsseldorf, Germany  
Tel: +49-211-65030, Fax: +49-211-6503-1327

**Renesas Electronics (China) Co., Ltd.**  
7th Floor, Quantum Plaza, No.27 ZhiChunLu Haidian District, Beijing 100083, P.R.China  
Tel: +86-10-8235-1155, Fax: +86-10-8235-7679

**Renesas Electronics (Shanghai) Co., Ltd.**  
Unit 204, 205, AZIA Center, No.1233 Lujiazui Ring Rd., Pudong District, Shanghai 200120, China  
Tel: +86-21-5877-1818, Fax: +86-21-6887-7858 / -7898

**Renesas Electronics Hong Kong Limited**  
Unit 1601-1613, 16/F., Tower 2, Grand Century Place, 193 Prince Edward Road West, Mongkok, Kowloon, Hong Kong  
Tel: +852-2886-9318, Fax: +852 2886-9022/9044

**Renesas Electronics Taiwan Co., Ltd.**  
13F, No. 363, Fu Shing North Road, Taipei, Taiwan  
Tel: +886-2-8175-9600, Fax: +886 2-8175-9670

**Renesas Electronics Singapore Pte. Ltd.**  
80 Bendemeer Road, Unit #06-02 Hyflux Innovation Centre Singapore 339949  
Tel: +65-6213-0200, Fax: +65-6213-0300

**Renesas Electronics Malaysia Sdn.Bhd.**  
Unit 906, Block B, Menara Amcorp, Amcorp Trade Centre, No. 18, Jln Persiaran Barat, 46050 Petaling Jaya, Selangor Darul Ehsan, Malaysia  
Tel: +60-3-7955-9390, Fax: +60-3-7955-9510

**Renesas Electronics Korea Co., Ltd.**  
11F., Samik Laviel' or Bldg., 720-2 Yeoksam-Dong, Kangnam-Ku, Seoul 135-080, Korea  
Tel: +82-2-558-3737, Fax: +82-2-558-5141