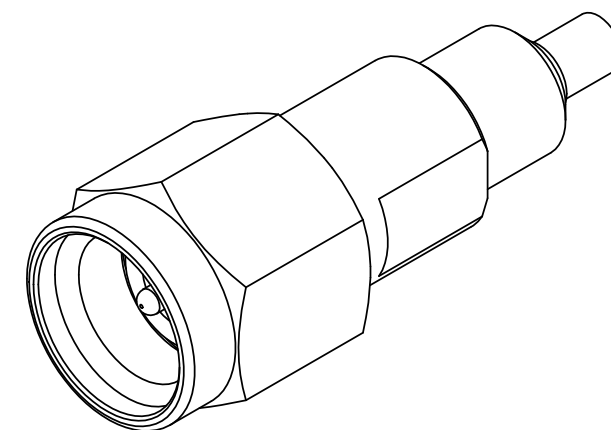
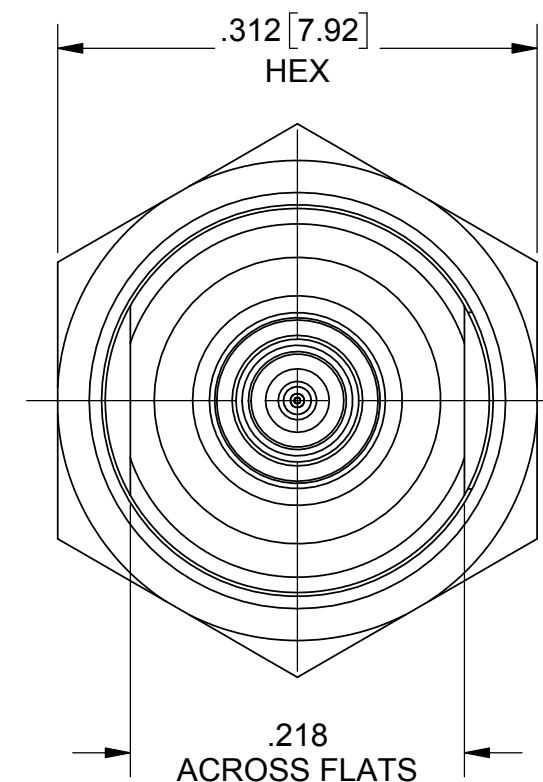
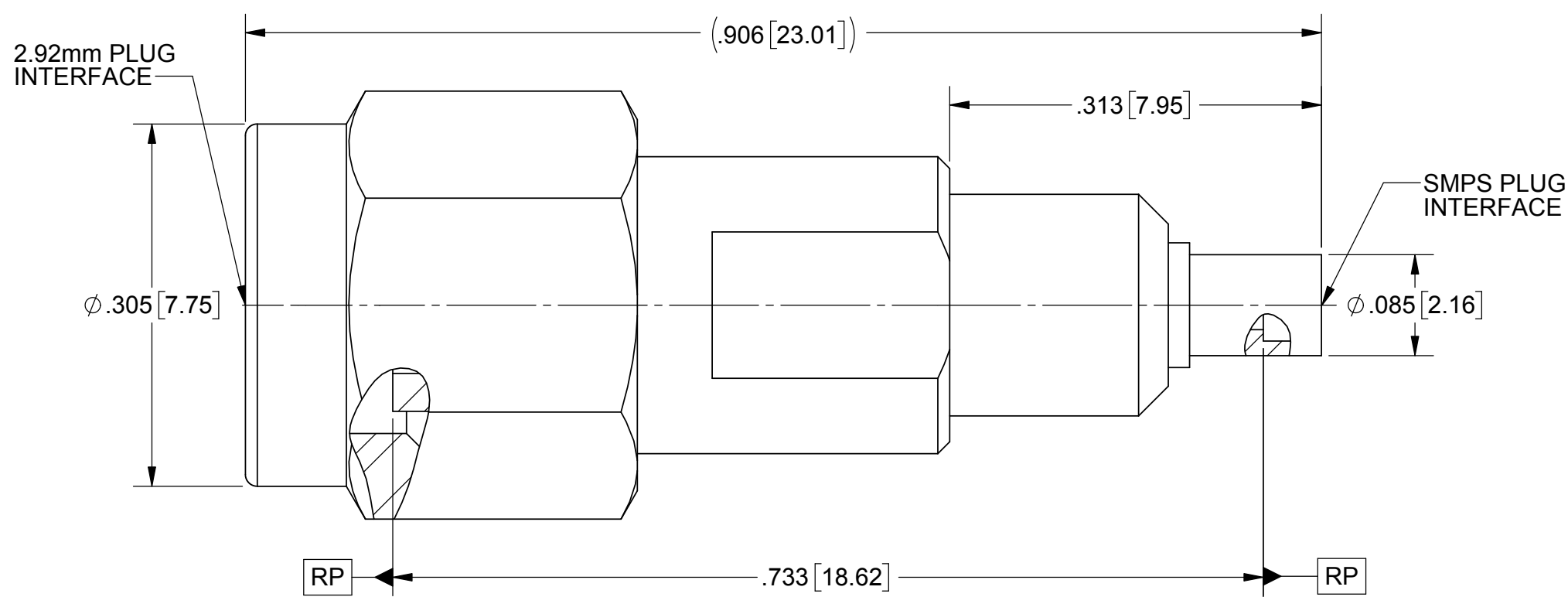


PRODUCT DATA DRAWING

REVISION HISTORY			
REV	DESCRIPTION	DATE	APPROVED
-	DCN 43202	03/17	MAL
A	DCN 46689	07/31/17	STW



MATERIAL:

BODY, COUPLING NUT & INSERT:

STAINLESS STEEL PER AMS 5640, ALLOY UNS S30300, TYPE 1, OR ASTM A582 TYPE 303, CONDITION A.

CONTACT:

BERYLLIUM COPPER PER ASTM B196, ALLOY No. UNS C17300, TD04.

INSULATOR:

PTFE PER ASTM D1710, TYPE I, GRADE 1, CLASS B.

BEAD:

POLYETHERIMIDE (ULTEM 1000) PER ASTM D5205.

FINISH:

BODY, COUPLING NUT & INSERT:

PASSIVATED PER AMS 2700.

CONTACT:

GOLD PER ASTM B488, TYPE II, CODE C, CLASS .76, OVER NICKEL PER AMS-QQ-N-290, CLASS 1, .00005" MIN.

PERFORMANCE:

IMPEDANCE:
FREQ. RANGE:
VSWR:

50 OHMS.
DC TO 40 GHz.
1.15:1 DC TO 26.5 GHz
1.35 26.5 TO 40 GHz.

PART NUMBER	INTERFACE
SF1115-6089	FULL DETENT
SF1115-6090	SMOOTH BORE

MATERIAL: SEE NOTES	DIMENSIONS ARE IN INCHES TOLERANCES: FRACTIONAL: ±1/64 ANGULAR: X° ±1'0" X'X' ±15'	UNLESS OTHERWISE SPECIFIED 1) ALL DIMENSIONS ARE IN INCHES (MILLIMETERS) 2) ALL DIMENSIONS ARE AFTER PLATING. 3) BREAK CORNERS & EDGES .005 R. MAX. 4) CHAM. 1ST & LAST THREADS. 5) SURFACE ROUGHNESS 63-MIL-STD-10. 6) DIA. 'S ON COMMON CENTERS TO BE CONCENTRIC WITHIN .005 T.I.R. 7) REMOVE ALL BURRS	 2400 Centrepark West Drive, Suite 100 West Palm Beach, FL 33409 TITLE: ADAPTER 2.92mm MALE TO SMPS MALE
FINISH: SEE NOTES	DECIMAL: X ±.030 .XX ±.010 .XXX ±.005		
SURFACE AREA: N/A	INTERPRET DIMENSIONS AND TOLERANCES PER ASME Y14.5M - 1994	DRAWN: VB 13/03/17	DWG. NO. SF1115-6089-6090
PROPRIETARY THE INFORMATION CONTAINED IN THIS DRAWING IS THE SOLE PROPERTY OF SV MICROWAVE, INC. ANY REPRODUCTION IN PART OR AS A WHOLE WITHOUT THE WRITTEN PERMISSION OF SV MICROWAVE, INC IS PROHIBITED.	THIRD ANGLE PROJECTION	CHECKED: MAL 13/03/17	
		APPROVED: MAL 13/03/17	SCALE: 4:1 SHEET 1 OF 1