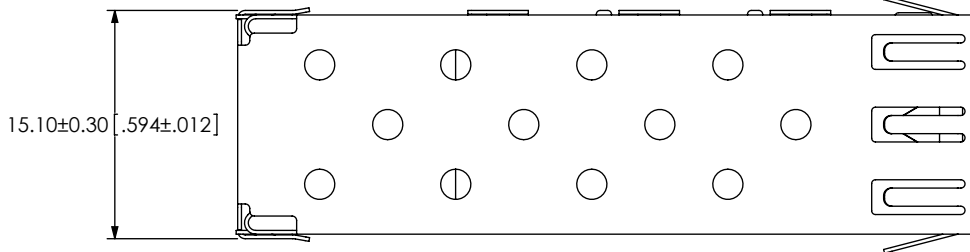
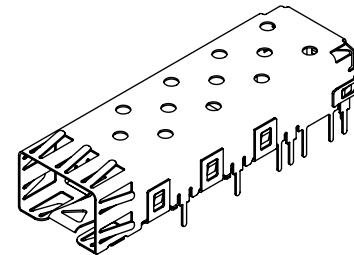


DO NOT SCALE FROM THIS PRINT

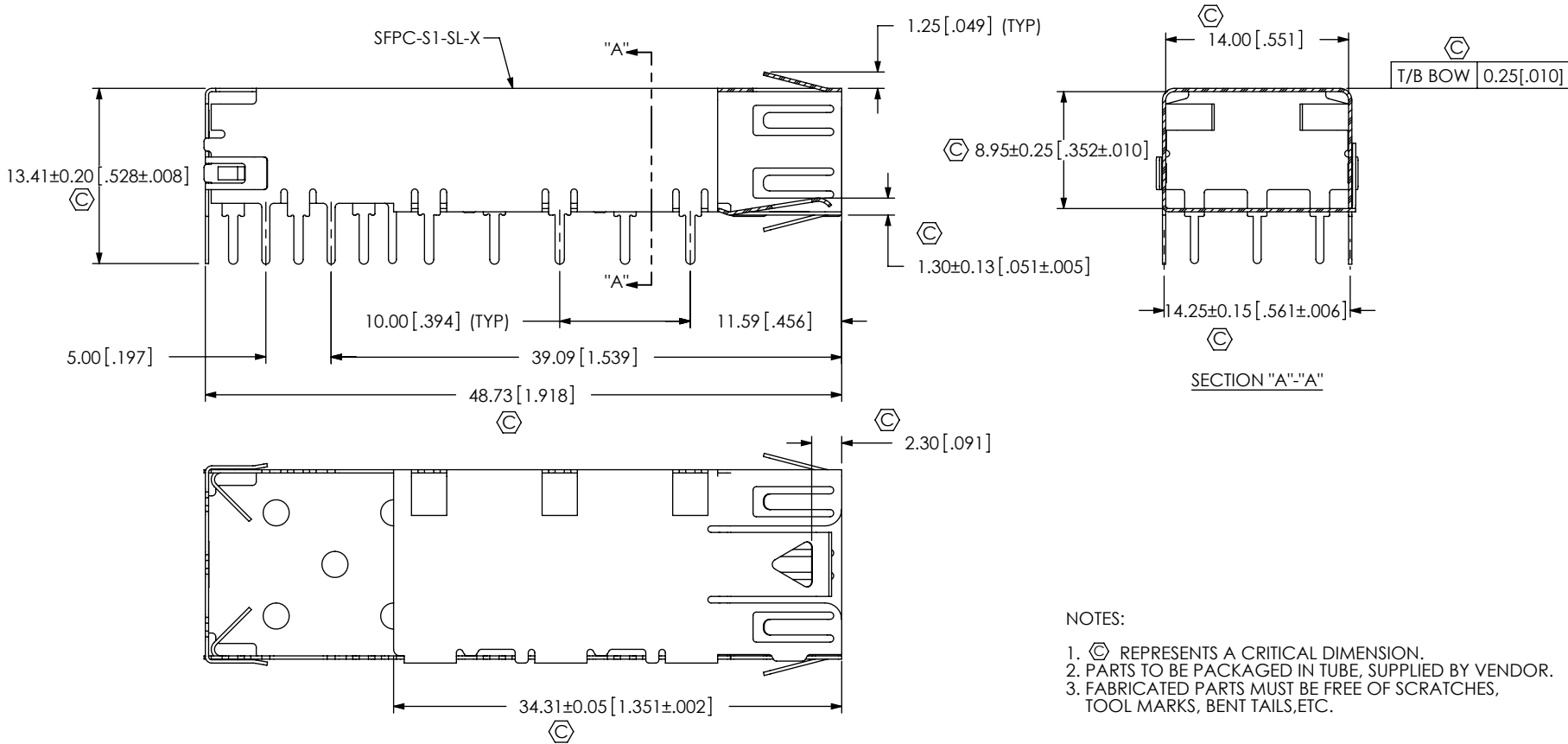
DESIGNED & DIMENSIONED IN MILLIMETERS [INCHES]

SFPC-XX

TAIL OPTION
 -SL: SOLDER LEADS (USE SFPC-S1-SL-N)
 -PC: PCI PRESS FIT (USE SFPC-S1-PC-X)
 -PF: PRESS FIT (USE SFPC-S1-PF-X)



15.10±0.30 [.594±.012]



13.41±0.20 [.528±.008]

5.00 [.197]

SFPC-S1-SL-X

"A"

1.25 [.049] (TYP)

8.95±0.25 [.352±.010]

1.30±0.13 [.051±.005]

10.00 [.394] (TYP)

11.59 [.456]

39.09 [1.539]

48.73 [1.918]

14.25±0.15 [.561±.006]

SECTION "A"- "A"

T/B BOW 0.25 [.010]

2.30 [.091]

34.31±0.05 [1.351±.002]

NOTES:

1. Ⓢ REPRESENTS A CRITICAL DIMENSION.
2. PARTS TO BE PACKAGED IN TUBE, SUPPLIED BY VENDOR.
3. FABRICATED PARTS MUST BE FREE OF SCRATCHES, TOOL MARKS, BENT TAILS, ETC.

PACKAGING VIEW
 (LOAD PARTS WITH OPEN END IN DIRECTION OF ARROW ON TUBE)

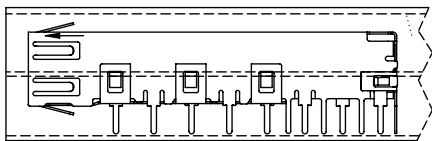
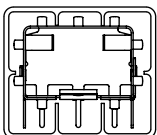


FIG 1
 SFPC-SL SHOWN

UNLESS OTHERWISE SPECIFIED, DIMENSIONS ARE IN MILLIMETERS. TOLERANCES ARE:
 DECIMALS ANGLES
 X.X: ±0.3 [.01] 2°
 X.XX: ±0.13 [.005]
 X.XXX: ±0.051 [.0020]

PROPRIETARY NOTE

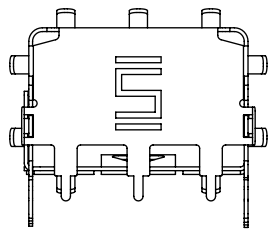
THIS DOCUMENT CONTAINS INFORMATION CONFIDENTIAL AND PROPRIETARY TO SAMTEC, INC. AND SHALL NOT BE REPRODUCED OR TRANSFERRED TO OTHER DOCUMENTS OR DISCLOSED TO OTHERS OR USED FOR ANY PURPOSE OTHER THAN THAT WHICH IT WAS OBTAINED WITHOUT THE EXPRESSED WRITTEN CONSENT OF SAMTEC, INC.



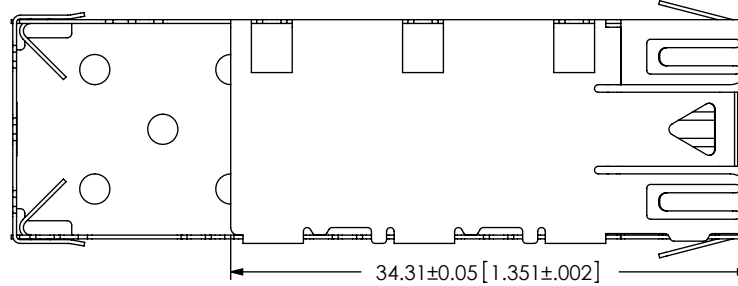
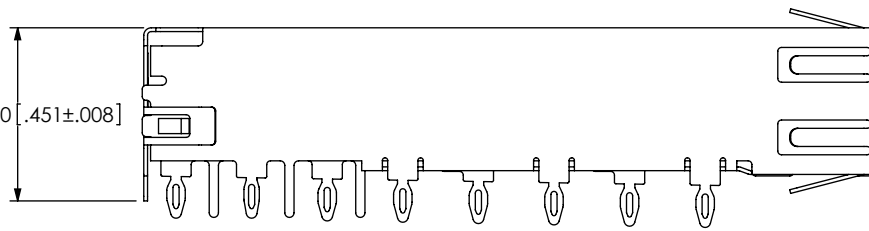
520 PARK EAST BLVD, NEW ALBANY, IN 47150
 PHONE: 812-944-6733 FAX: 812-948-5047
 e-Mail: info@SAMTEC.com code: 55322

MATERIAL: DO NOT SCALE DRAWING SHEET SCALE: 2:1
 -PC, -PF: STAINLESS STEEL, SUS 304
 -SL: PHOSPHOROUS BRONZE, C5191H, NICKEL PLATED
 THICKNESS: 0.250±0.020 [.010±.0008]

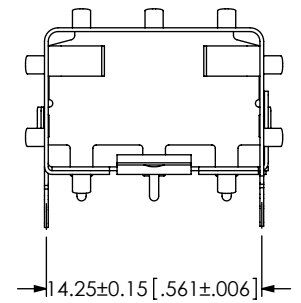
DESCRIPTION:	SFPC 1X1 ASSEMBLY
DWG. NO.	SFPC-XX
BY: VICKY Z	02/02/2010 SHEET 1 OF 2



11.45±0.20 [.451±.008]



34.31±0.05 [1.351±.002]



14.25±0.15 [.561±.006]


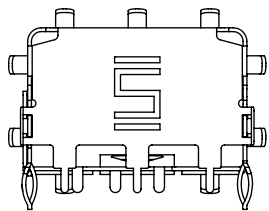
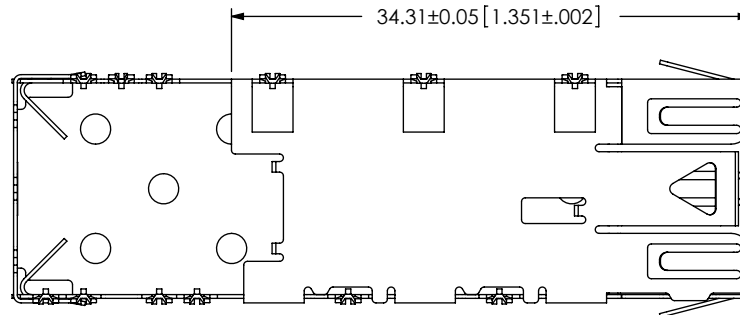
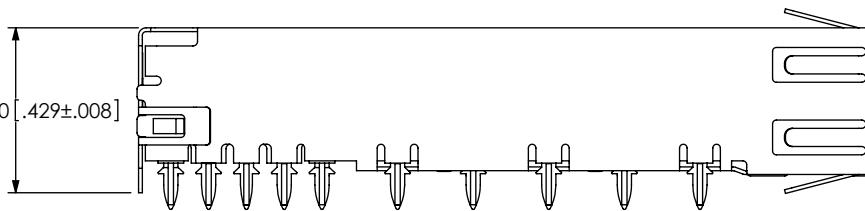


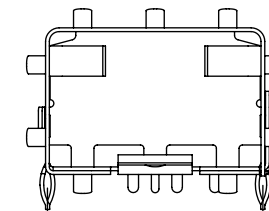
FIG 2
SFPC-PC SHOWN
(SAME AS FIG 1, EXCEPT AS SHOWN)



10.91±0.20 [.429±.008]



34.31±0.05 [1.351±.002]



14.25±0.15 [.561±.006]

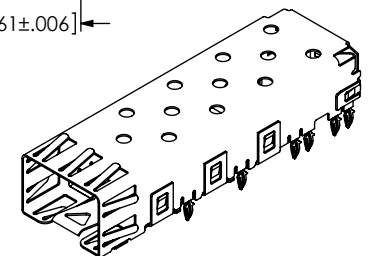


FIG 3
SFPC-PF SHOWN
(SAME AS FIG 1, EXCEPT AS SHOWN)

F:\DWG\MISC\MKTG\SFPC-XX-MKT.SLDDRW

PROPRIETARY NOTE
THIS DOCUMENT CONTAINS INFORMATION CONFIDENTIAL AND PROPRIETARY TO SAMTEC, INC. AND SHALL NOT BE REPRODUCED OR TRANSFERRED TO OTHER DOCUMENTS OR DISCLOSED TO OTHERS OR USED FOR ANY PURPOSE OTHER THAN THAT WHICH IT WAS OBTAINED WITHOUT THE EXPRESSED WRITTEN CONSENT OF SAMTEC, INC.

DO NOT SCALE DRAWING

SHEET SCALE: 2:1



520 PARK EAST BLVD, NEW ALBANY, IN 47150
PHONE: 812-944-6733 FAX: 812-948-5047
e-Mail: info@SAMTEC.com code: 55322

DESCRIPTION:
SFPC 1X1 ASSEMBLY

DWG. NO.
SFPC-XX

BY: VICKY Z 02/02/2010 SHEET 2 OF 2