

63839-1 ✓ ACTIVE

FASTON | FASTON 250

TE Internal #: 63839-1

PCB Terminals, Tab, Mating Tab Width .25 in [6.35 mm], PCB Hole Diameter 1.4 mm [.055 in], Through Hole - Solder, Tin Plating, Brass, Reel, FASTON 250

[View on TE.com >](#)



Terminals & Splices > PCB Terminals



PCB Terminal Type: **Tab**

PCB Thickness (Recommended): 1.57 mm [.062 in]

Mating Tab Width: 6.35 mm [.25 in]

Mating Tab Thickness: .81 mm [.032 in]

PCB Hole Diameter: 1.4 mm [.055 in]

## Features

### Contact Features

PCB Contact Termination Area Plating Material Thickness	3.81 μm[150 μin]
Contact Underplating Material Thickness	2.54 μm[100 μin]
Contact Mating Area Plating Material Thickness	3.81 μm[150 μin]
PCB Terminal Type	Tab
Mating Tab Width	6.35 mm[.25 in]
Mating Tab Thickness	.81 mm[.032 in]
Terminal Plating Material	Tin
Contact Underplating Material	Brass
Terminal Size	6.35
Terminal Orientation	Straight

### Termination Features

Termination Method to Printed Circuit Board	Through Hole - Solder
Product Terminates To	Printed Circuit Board

### Mechanical Attachment



Wire Insulation Support	With
-------------------------	------

### Dimensions

Extension Below Board	3.18 mm [.125 in]
-----------------------	-------------------

Terminal Material Thickness	.81 mm [.032 in]
-----------------------------	------------------

PCB Thickness (Recommended)	1.57 mm [.062 in]
-----------------------------	-------------------

PCB Hole Diameter	1.4 mm [.055 in]
-------------------	------------------

Profile Height from PCB	9.57 mm [.381 in]
-------------------------	-------------------

### Usage Conditions

Insulation Option	Uninsulated
-------------------	-------------

Operating Temperature Range	-40 – 110 °C [-22 – 230 °F]
-----------------------------	-----------------------------

### Industry Standards

Agency/Standard	CSA, UL
-----------------	---------

### Packaging Features

Packaging Quantity	10000
--------------------	-------

Packaging Method	Reel
------------------	------

### Other

Terminals & Splices Comment	Insertion equipment available.
-----------------------------	--------------------------------

## Product Compliance

[For compliance documentation, visit the product page on TE.com>](#)

EU RoHS Directive 2011/65/EU	Compliant
------------------------------	-----------

EU ELV Directive 2000/53/EC	Compliant
-----------------------------	-----------

China RoHS 2 Directive MIIT Order No 32, 2016	No Restricted Materials Above Threshold
---	---

EU REACH Regulation (EC) No. 1907/2006	Current ECHA Candidate List: JUNE 2023 (235) Candidate List Declared Against: JAN 2023 (233) Does not contain REACH SVHC
--	--














Halogen Content	Low Halogen - Br, Cl, F, I < 900 ppm per homogenous material. Also BFR/CFR/PVC Free
-----------------	---

Solder Process Capability	Wave solder capable to 265°C
---------------------------	------------------------------

Product Compliance Disclaimer

This information is provided based on reasonable inquiry of our suppliers and represents our current actual knowledge based on the information they provided. This information is subject to change. The part numbers that TE has identified as EU RoHS compliant have a maximum concentration of 0.1% by weight in homogenous materials for lead, hexavalent chromium, mercury, PBB, PBDE, DBP, BBP, DEHP, DIBP, and 0.01% for cadmium, or qualify for an exemption to these limits as defined in the Annexes of Directive 2011/65/EU (RoHS2). Finished electrical and electronic equipment products will be CE marked as required by Directive 2011/65/EU. Components may not be CE marked. Additionally, the part numbers that TE has identified as EU ELV compliant have a maximum concentration of 0.1% by weight in homogenous materials for lead, hexavalent chromium, and mercury, and 0.01% for cadmium, or qualify for an exemption to these limits as defined in the Annexes of Directive 2000/53/EC (ELV). Regarding the REACH Regulation, the information TE provides on SVHC in articles for this part number is based on the latest European Chemicals Agency (ECHA) 'Guidance on requirements for substances in articles' posted at this URL: <https://echa.europa.eu/guidance-documents/guidance-on-reach>


## Compatible Parts

 <p>TE Part # 63066-1 250 FASTON TAB TPBR</p>	 <p>TE Part # 63525-1 187 FASTON TAB TPBR</p>	 <p>TE Part # 62650-1 250 FASTON TAB TPBR</p>	 <p>TE Part # 62395-1 110 FASTON TAB TPBR</p>
 <p>TE Part # 63986-1 250 FASTON TAB TPBR</p>	 <p>TE Part # 63756-1 110 FASTON TAB TPBR</p>	 <p>TE Part # 63650-1 250 FASTON TAB TPBR</p>	 <p>TE Part # 1217127-1 250 FASTON,PCB TAB,TPBR</p>
 <p>TE Part # 1217126-1 250 FASTON,PCB TAB,TPBR</p>	 <p>TE Part # 1217539-1 250 FASTON,PCB TAB,TCBR</p>	 <p>TE Part # 1217125-1 250 FASTON,PCB TAB,TPBR</p>	 <p>TE Part # 1217153-1 250 FASTON,PCB TAB,TCBR</p>
 <p>TE Part # 1217155-1 250 FASTON,PCB TAB, TCBR</p>	 <p>TE Part # 1742428-1 110 FASTON,TAB,PCB,TPBR</p>	 <p>TE Part # 1217154-1 250 FASTON,PCB TAB,TCBR</p>	 <p>TE Part # 63755-1 250 FASTON TAB TPBR</p>

## Also in the Series | FASTON 250



Compression Connectors(4)



Crimp Terminal Housings(142)




Insertion & Extraction Tools(6)



Magnet Wire Terminals(1)



PCB Terminals(135)



Quick Disconnects(445)



Splices(4)

## Customers Also Bought




TE Part #8-2176070-4  
3521 30K 1% 2W




TE Part #4-1614881-4  
CPF 0603 22R 0.1% 25PPM 5K RL



TE Part #4-1614884-1  
CPF 0805 100R 0.1% 25PPM 1K RL



TE Part #5787443-1  
HDR ASY,RA,NO KEY,RET TAIL



TE Part #7-534206-2  
44 MODII VRT DR CE 100/115



TE Part #1614911-6  
CPF0805 25K 0.1% 25PPM 1K RL



TE Part #5-1625867-6  
RP 1J 0.166W 23R2 0.1% 25PPM 1K RL



TE Part #2-2329383-1  
PB ON/OFF FC BLK M1 TERM IP68



TE Part #3-641214-2  
02P MTA100 HDR ASSY PO/RA LF



TE Part #1-6437158-3  
FSN-11.5A





## Documents

### Product Drawings

#### 250 FASTON TAB TPBR

English

---

### CAD Files

#### 3D PDF

3D

#### Customer View Model

[ENG\\_CVM\\_CVM\\_63839-1\\_K\\_c-63839-1-k.2d\\_dxf.zip](#)

English

#### Customer View Model

[ENG\\_CVM\\_CVM\\_63839-1\\_K\\_c-63839-1-k.3d\\_igs.zip](#)

English

#### Customer View Model

[ENG\\_CVM\\_CVM\\_63839-1\\_K\\_c-63839-1-k.3d\\_stp.zip](#)

English

By downloading the CAD file I accept and agree to the [Terms and Conditions](#) of use.

---

### Datasheets & Catalog Pages

#### FASTON PCB Tabs and Receptacles

English

#### PRINTED CIRCUIT BOARD TERMINALS AND DISCONNECTS

English

---

### Product Specifications

#### FASTON\* 110, 187, 205, 250, and 312 Series Tab Contacts for Printed Circuit (PC) Board Applications

English

---

### Product Environmental Compliance

[MD\\_63839-1\\_0522201524\\_dmtec](#)

English

[MD\\_63839-1\\_0522201524\\_dmtec](#)

English

---

### Agency Approvals

[CSA Certificate](#)

English

[CSA Certificate](#)

English