

MATERIAL NUMBER	# OF COLUMNS	# OF DIFF PAIR	DIM "A" MAX	DIM "B"	PTH \varnothing
76500-*8**	8	32	22.80	13.30	0.46 \pm 0.05
76500-*1**	10	40	26.60	17.10	0.46 \pm 0.05
76500-*6**	16	64	38.00	28.50	0.46 \pm 0.05
76500-*8**	8	32	22.80	13.30	0.39 \pm 0.05
76500-*1**	10	40	26.60	17.10	0.39 \pm 0.05
76500-*6**	16	64	38.00	28.50	0.39 \pm 0.05

76500-****

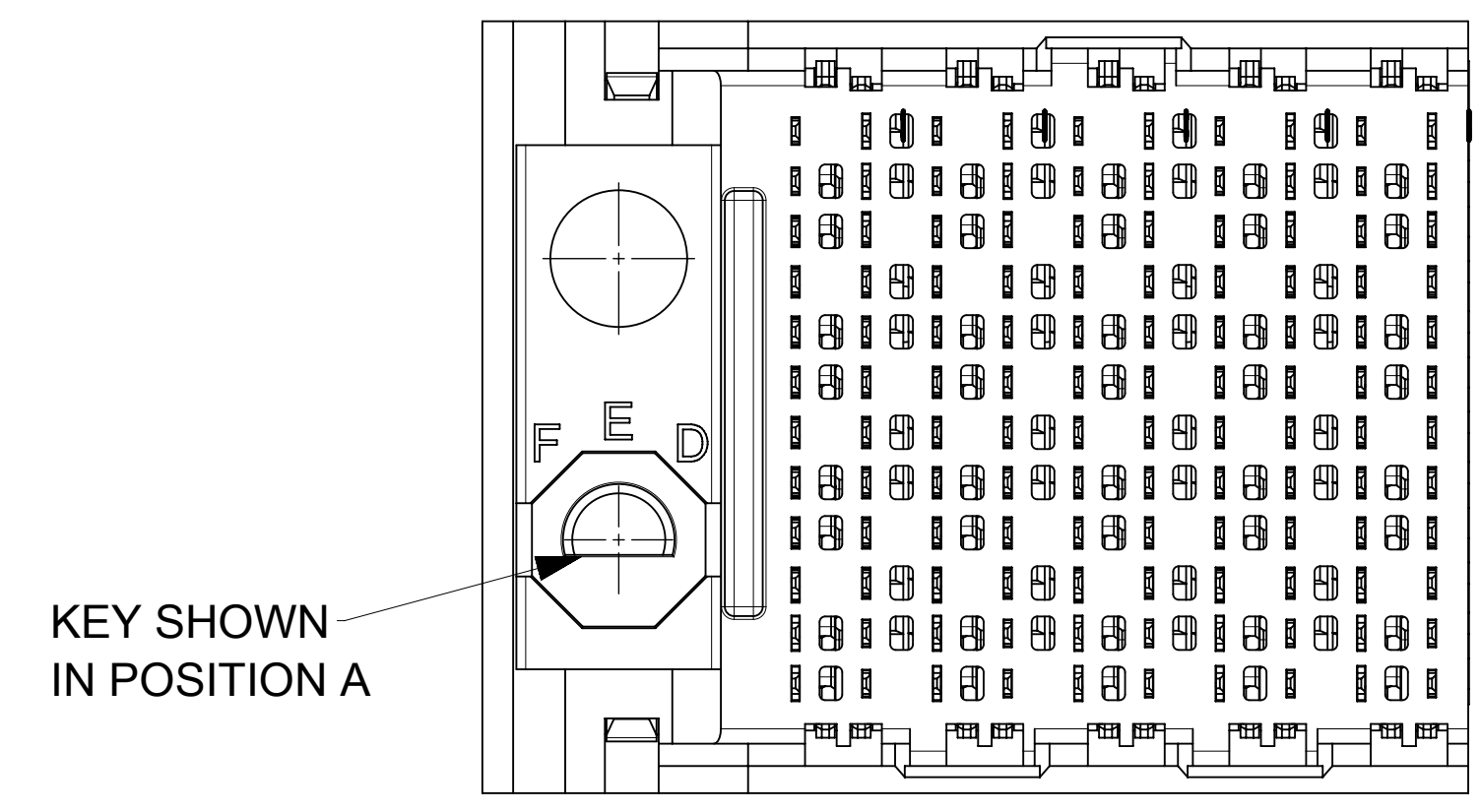
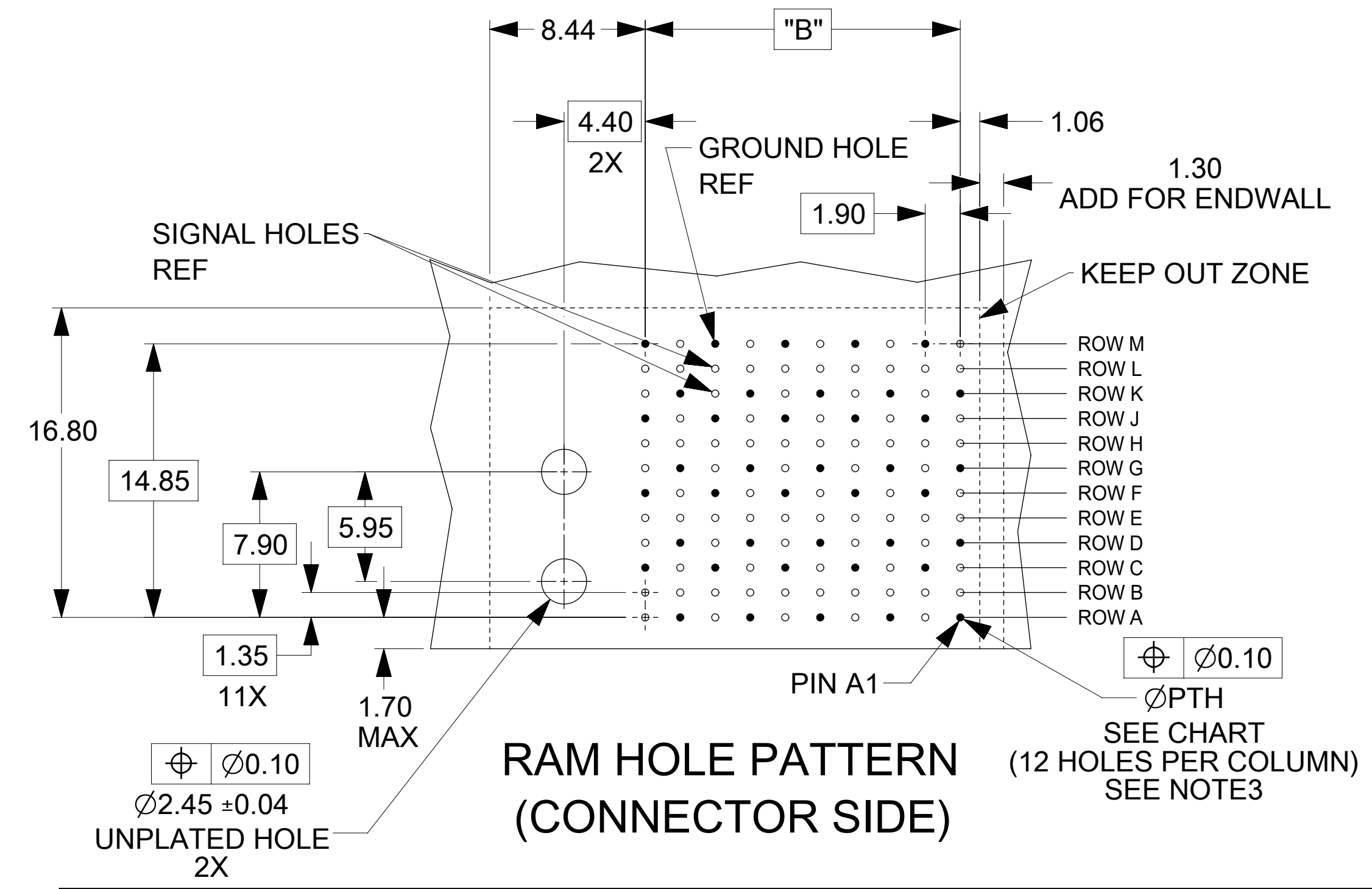
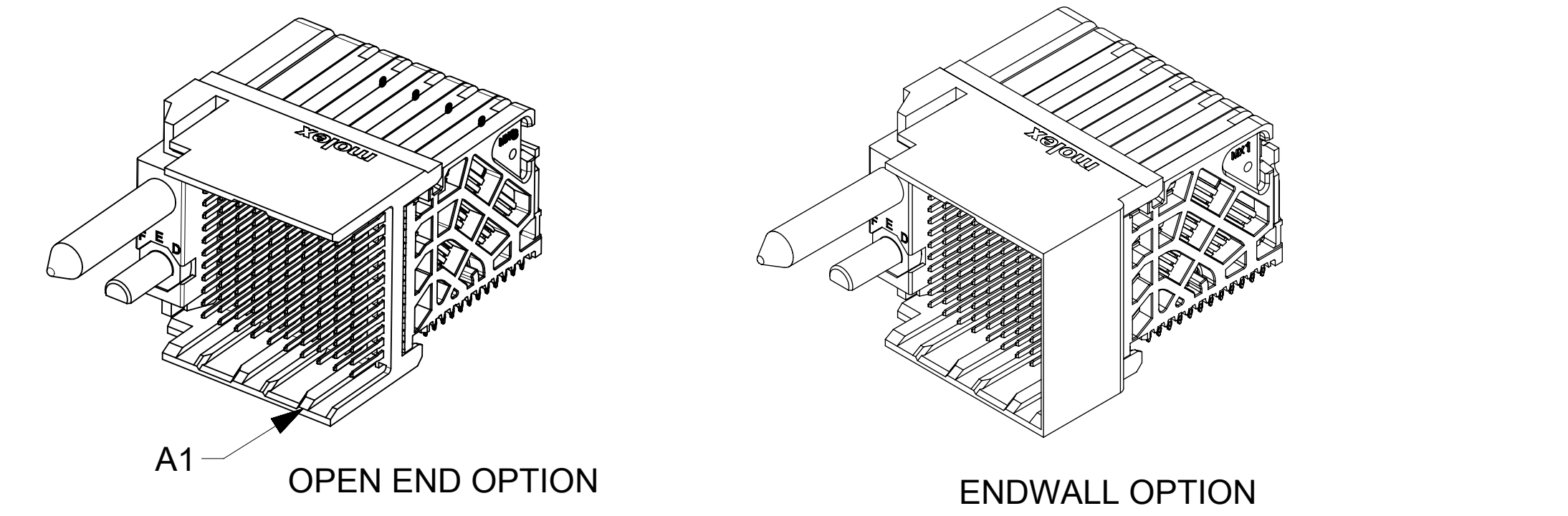
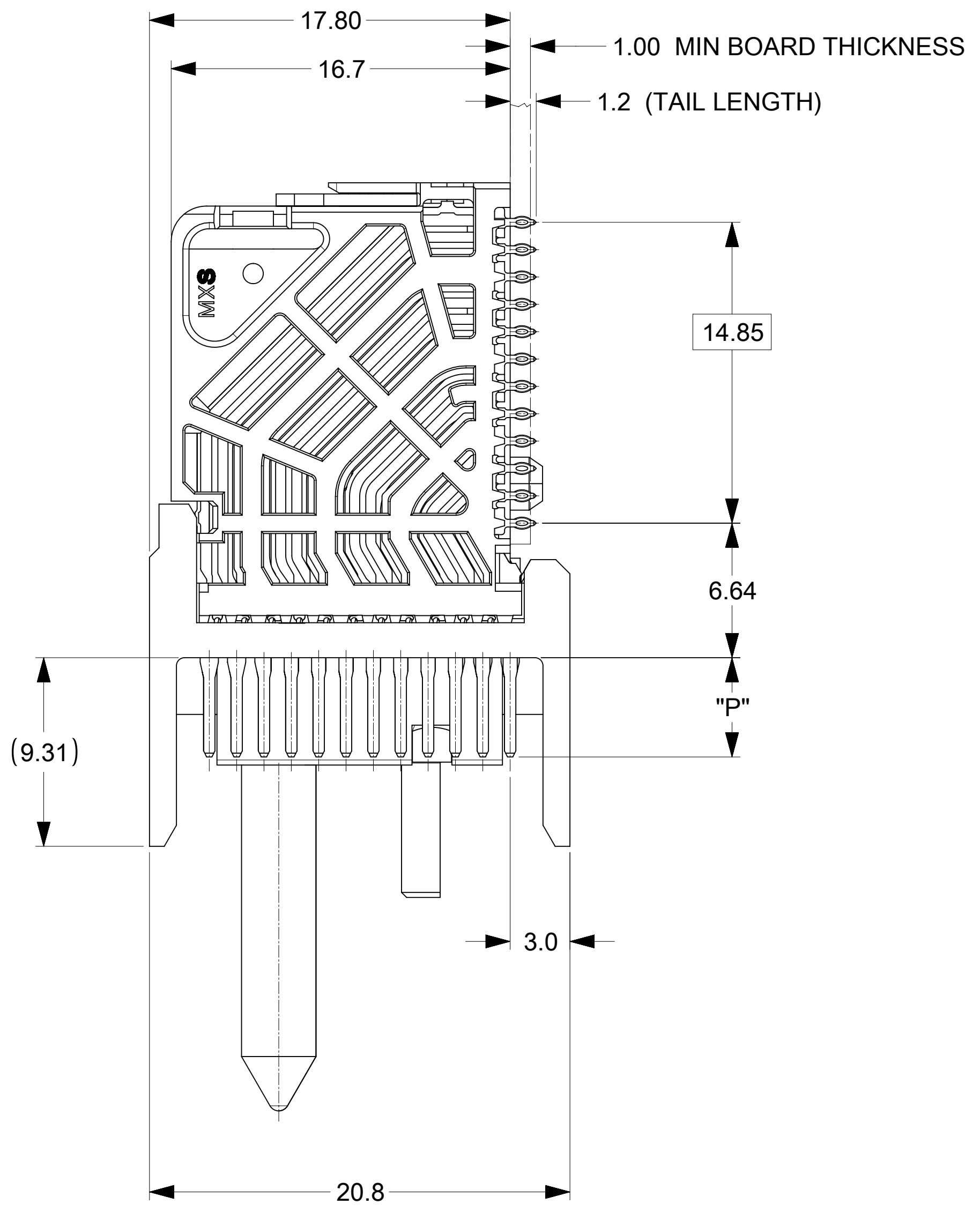
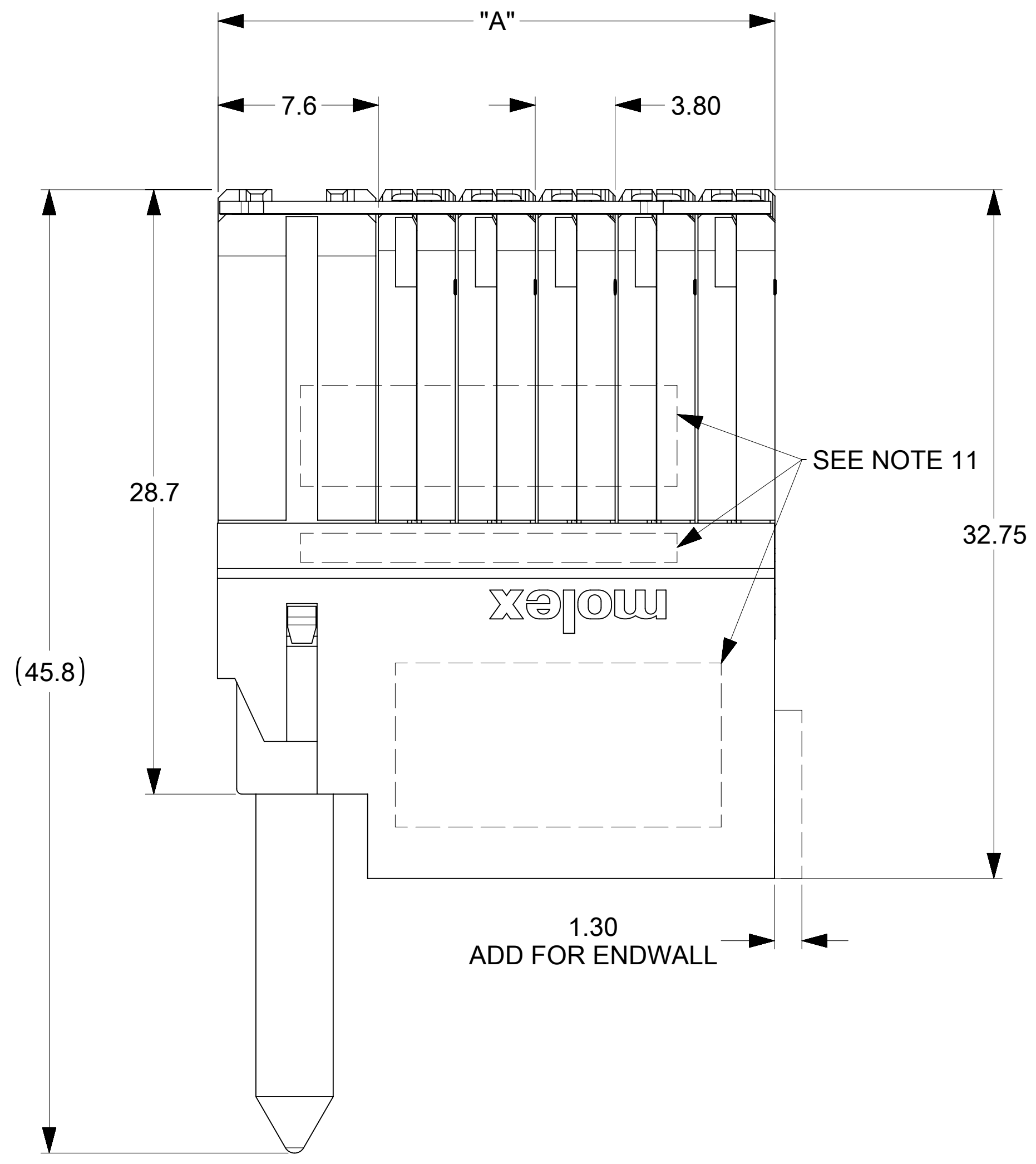
MODULE TYPE
 3 = LEFT GUIDED, LEAD-FREE
 7 = LEFT GUIDED, LEAD-FREE W/ ENDWALL

PIN LENGTH (P)
 4 = 4.90 (0.46 PTH)
 5 = 5.50 (0.46 PTH)
 7 = 4.90 (0.39 PTH)
 8 = 5.50 (0.39 PTH)

OF COLUMNS
 1 = 10 COLUMNS
 6 = 16 COLUMNS
 8 = 8 COLUMNS

KEY ORIENTATION
 0 = NO KEY
 1 = A 5 = E
 2 = B 6 = F
 3 = C 7 = G
 4 = D 8 = H

- NOTES:
- MATERIALS: HOUSING - LIQUID CRYSTAL POLYMER (LCP), GLASS-FILLED, UL94V-0
 TERMINALS - HIGH PERFORMANCE COPPER ALLOY
 - FINISH: 30 μ m SELECTIVE GOLD IN CONTACT AREA, SELECTIVE TIN ON PCB TAILS, NICKEL OVERALL.
 - REFER TO MOLEX PRODUCT SPECIFICATION PS-76060-999 FOR PERFORMANCE SPECIFICATIONS AND ADDITIONAL PCB INFORMATION.
 - EACH SIGNAL WAFER CONTAINS 2 COLUMNS OF TERMINALS.
 - PRODUCT IS PACKAGED PER PK-70873-041.
 - THIS PART CONFORMS TO CLASS B REQUIREMENTS OF COSMETIC SPEC PS-45499-002.
 - REFER TO MOLEX SALES DRAWING SD-76160-004 FOR THE MATING RECEPTACLES.
 - REFER TO MOLEX PCB ROUTING GUIDE AS-76060-990 FOR ANTIPAD AND ROUTING RECOMMENDATIONS.
 - WHEN USING MOLEX SUPPLIED #2-32 SCREW 73726-0000 (9.50mm \pm 0.38 THREADABLE SCREW LENGTH), THE MAXIMUM BOARD THICKNESS IS 4.4mm.
 - GUIDE LEFT RAM MATES TO GUIDE RIGHT DAUGHTERCARD.



THIS DRAWING CONTAINS INFORMATION THAT IS PROPRIETARY TO MOLEX ELECTRONIC TECHNOLOGIES, LLC AND SHOULD NOT BE USED WITHOUT WRITTEN PERMISSION

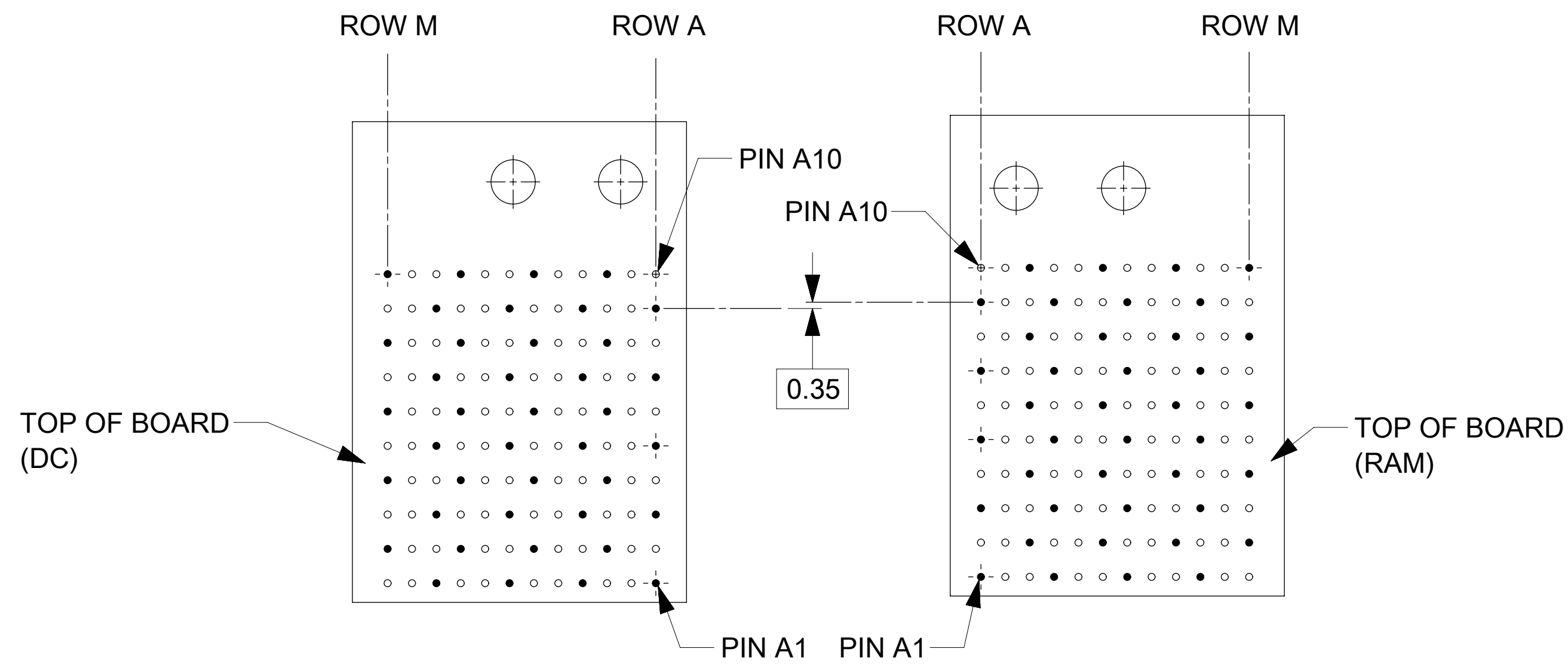
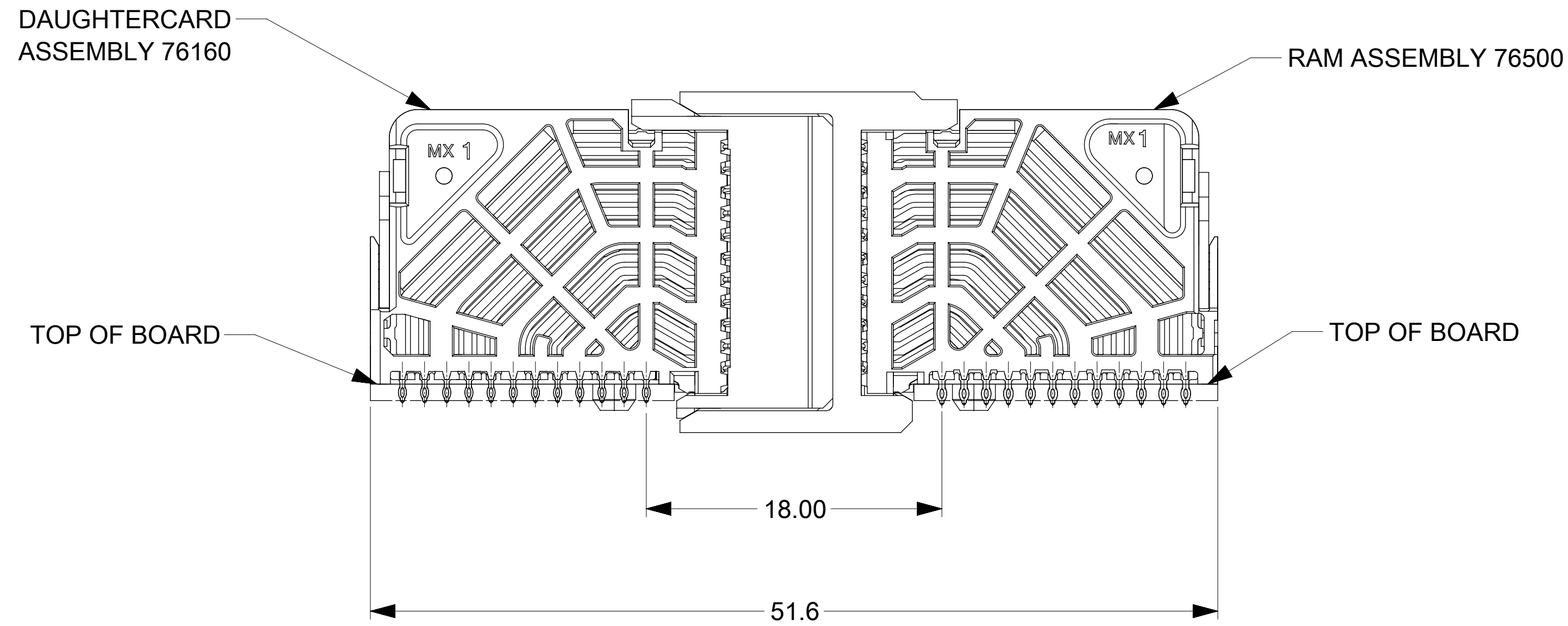
DIMENSION UNITS	SCALE	CURRENT REV DESC: REMASTERED TO NX
mm	NTS	
GENERAL TOLERANCES (UNLESS SPECIFIED)		
ANGULAR TOL	\pm 0.5°	
4 PLACES	\pm	EC NO: 705090
3 PLACES	\pm	DRWN: DYARAS 2021/12/08
2 PLACES	\pm 0.13	CHK'D: YOGEEB 2022/02/17
1 PLACE	\pm 0.25	APPR: LZENG 2022/05/13
0 PLACES	\pm	INITIAL REVISION:
DRAFT WHERE APPLICABLE MUST REMAIN WITHIN DIMENSIONS		
THIRD ANGLE PROJECTION	DRAWING	SERIES
	D-SIZE	76500
MATERIAL NUMBER		
SEE TABLE	CUSTOMER	SHEET NUMBER
GENERAL MARKET		1 OF 2

IMPACT 4 PAIR RAM
 GUIDE LEFT SIGNAL MODULE SALES DWG

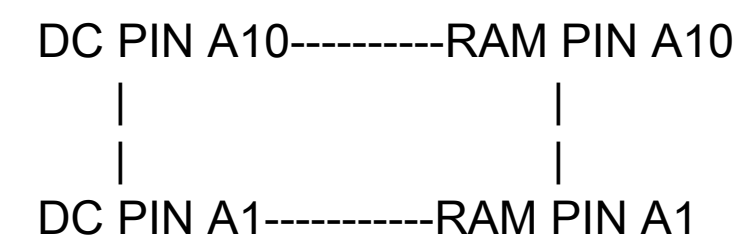
PRODUCT CUSTOMER DRAWING

DOCUMENT NUMBER: SD-76500-002
 DOC TYPE: PSD
 DOC PART: 001
 REVISION: F4

COPLANAR APPLICATION



COPLANAR MATED SIGNAL PATHS



THIS DRAWING CONTAINS INFORMATION THAT IS PROPRIETARY TO MOLEX ELECTRONIC TECHNOLOGIES, LLC AND SHOULD NOT BE USED WITHOUT WRITTEN PERMISSION									
DIMENSION UNITS		SCALE		CURRENT REV DESC: REMASTERED TO NX					
mm		NTS		<p>molex</p> <p>IMPACT 4 PAIR RAM GUIDE LEFT SIGNAL MODULE SALES DWG</p> <p>PRODUCT CUSTOMER DRAWING</p> <p>DOCUMENT NUMBER: SD-76500-002 DOC TYPE: PSD DOC PART: 001 REVISION: F4</p> <p>EC NO: 705090 DRWN: DYARAS 2021/12/08 CHK'D: YOGEEB 2022/02/17 APPR: LZENG 2022/05/13</p> <p>INITIAL REVISION: DRWN: JQUILES 2009/01/12 APPR: JLAURX 2009/01/13</p> <p>DRAFT WHERE APPLICABLE THIRD ANGLE PROJECTION DRAWING: D-SIZE SERIES: 76500 MATERIAL NUMBER: SEE TABLE CUSTOMER: GENERAL MARKET SHEET NUMBER: 2 OF 2</p>					
GENERAL TOLERANCES (UNLESS SPECIFIED)									
ANGULAR TOL ± 0.5°									
4 PLACES ±									
3 PLACES ±									
2 PLACES ± 0.13									
1 PLACE ± 0.25									
0 PLACES ±									
DRAFT WHERE APPLICABLE MUST REMAIN WITHIN DIMENSIONS									