

Customer Information Sheet

DRAWING No.: D830XXC-46

SHEET 2 OF 2

IF IN DOUBT - ASK

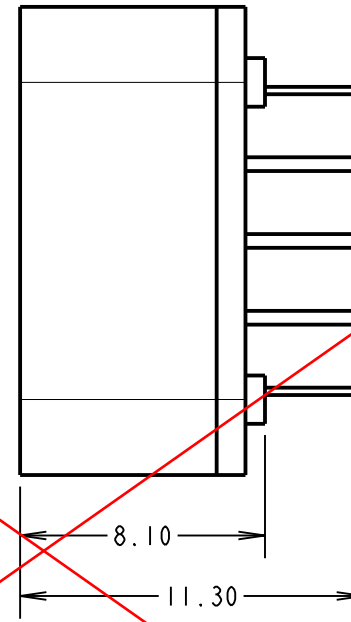
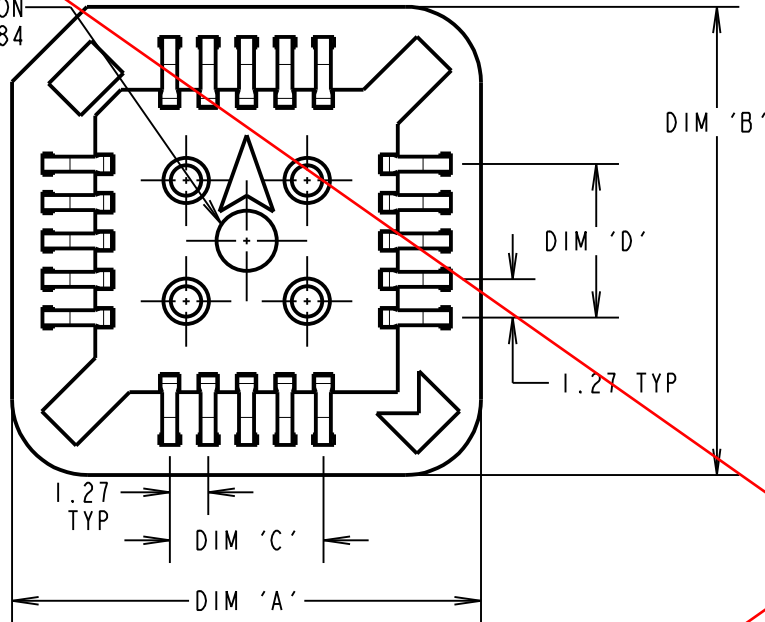
©

NOT TO SCALE

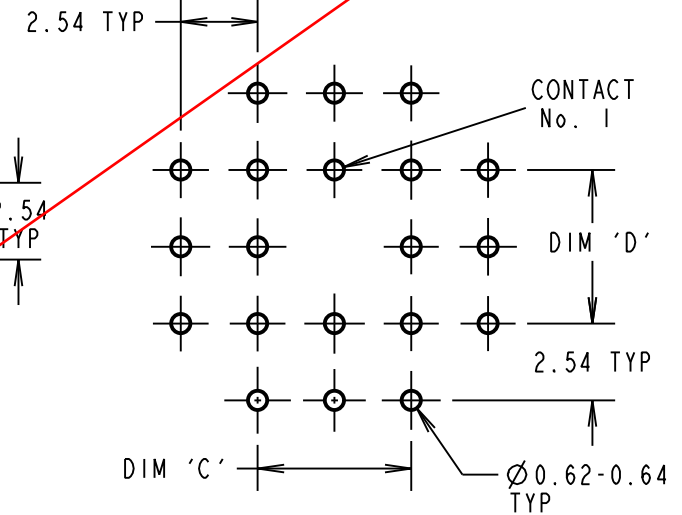
THIRD ANGLE PROJECTION

ALL DIMENSIONS IN mm

FOUR HOLES ON
44, 52, 62, 84



RECOMENDED PCB LAYOUT
(TOLERANCE = ±0.05)



OBSOLETE

SPECIFICATION:

MATERIAL:
 MOULDING = PPS (BROWN) UL94V-0
 CONTACTS = PHOSPHOR BONZE
FINISH:
 46 = 100% TIN OVER NICKEL
ELECTRICAL
 CURRENT RATING = 1A
 CONTACT RESISTANCE = 30mΩ MAX
 INSULATION RESISTANCE = 1000MΩ MIN
 DIELECTRIC STRENGTH = 600V AC (1 MINUTE)
ENVIRONMENTAL:
 OPERATING TEMPERATURE = -55°C TO +105°C
 SOLDERING TEMPERATURE = 260°C FOR 5 SECONDS
 PACKING: TUBE

ORDER CODE:

D830XXC-46

NUMBER OF CONTACTS: _____
(SEE TABLE)

FINISH: _____
46 = 100% TIN

No. OF CONTACTS	DIM 'A'	DIM 'B'	DIM 'C'	DIM 'D'
20	15.50	15.50	5.08	5.08
28	18.04	18.04	7.62	7.62
32	18.04	20.54	7.62	10.16
44	23.48	23.48	12.70	12.70
52	25.88	25.88	15.24	15.24
68	31.04	31.04	20.32	20.32
84	36.04	36.04	25.40	25.40

NOTES:

- FOR ELECTRICAL AND MECHANICAL SPECIFICATION SEE COMPONENT SPECIFICATION C020XX (LATEST ISSUE).
- ALL TOLERANCES ARE ±0.15 UNLESS OTHERWISE STATED.

MSP	11	30.03.15	12826
NAME	ISS.	DATE	C/NOTE
APPROVED: M.PERREN			
CHECKED: S.BENNETT			
DRAWN: M.PERREN			
CUSTOMER REF.:			
ASSEMBLY DRG:			

HARWIN

www.harwin.com
technical@harwin.com

THIS DRAWING AND ANY INFORMATION OR DESCRIPTIVE MATTER SET OUT HEREON ARE CONFIDENTIAL AND COPYRIGHT PROPERTY OF THE HARWIN GROUP AND MUST NOT BE DISCLOSED, LOANED, COPIED OR USED FOR MANUFACTURING, TENDERING OR FOR ANY OTHER PURPOSE WITHOUT THEIR WRITTEN PERMISSION.

TOLERANCES
 X. = ±1mm
 X.X = ±0.50mm
 X.XX = ±0.10mm
 X.XXX = ±0.01mm
 ANGLES = ±5°
 UNLESS STATED

MATERIAL:
SEE ABOVE
FINISH: SEE ABOVE
S/AREA: mm²

TITLE: LOW PROFILE PC TAIL PLCC SOCKET
DRAWING NUMBER: D830XXC-46