

APPROVED: _____
 DATE: _____ TITLE: _____

Rev	AWO #	Description	Date	Appr
-		RELEASED	6/6/18	
A		UPDATE DRAWING	2/24/22	WX/AC

D

C

B

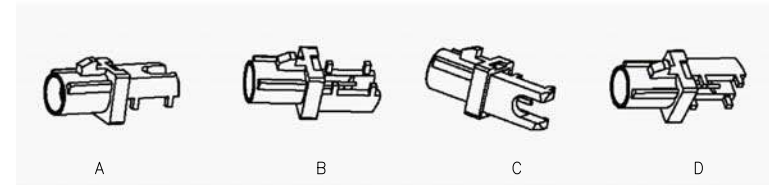
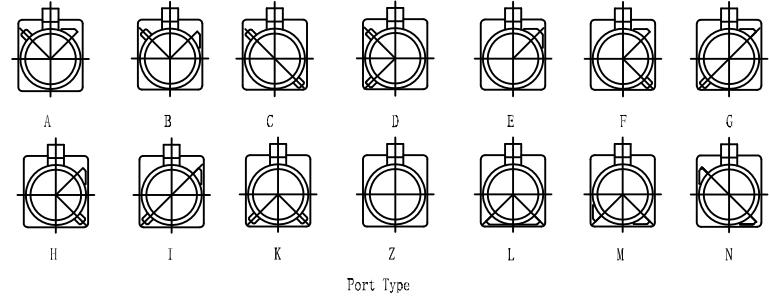
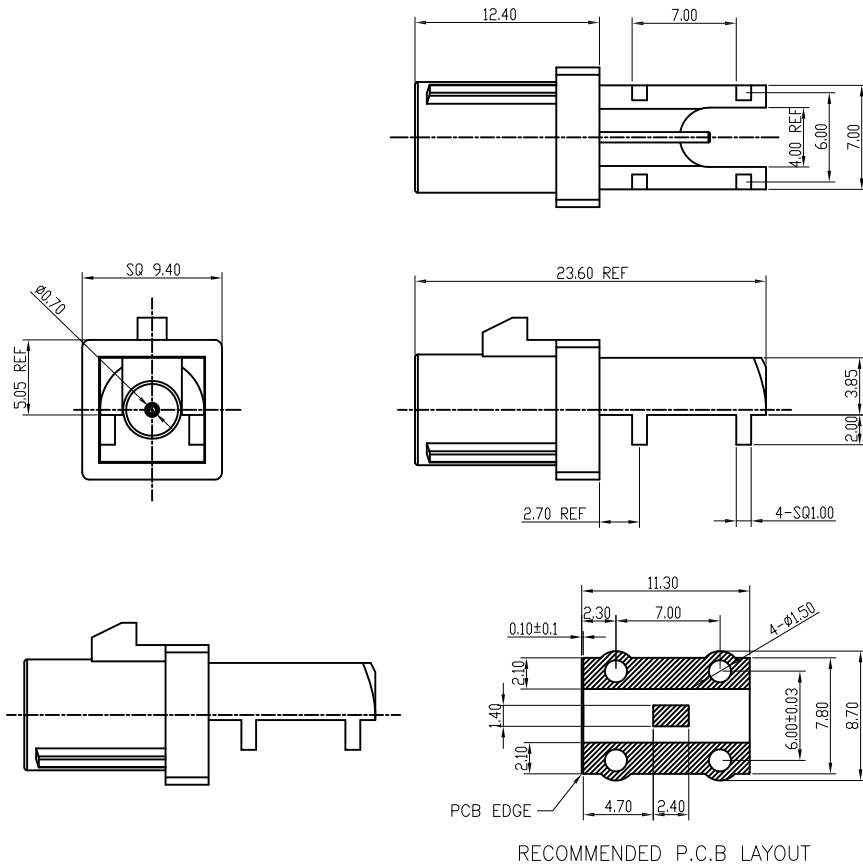
A

D

C

B

A



PLASTIC SHELL	PA4T	
INSULATOR	PTFE	
PIN CONTACT	BRASS	GOLD
COVER	BRASS	NICKEL
BODY	BRASS	GOLD
DESCRIPTION	MATERIAL	FINISH

SPECIFICATIONS:

Electrical:
 Frequency range: DC~4 GHz
 Nominal Impedance: 50 ohms
 Withstanding voltage: 335 V
 Insulator Resistance: 1000 M Ω
 Contact Resistance: 6 Milliohms max. (Center Contact)
 1 Milliohms max. (Outer Contact)

Temperature Rating:
 Operating temperature: -40°C to +85°C
 Environmental:
 Lead free, RoHS compliant.



UNLESS OTHERWISE SPECIFIED ALL DIMENSIONS ARE MELLIMETERS. TOLERANCES: EXCEPT AS NOTED		
MM	HOLES	
.X	± .25	
.XX	± .15	ϕ .XX ± .013
.XXX	± .05	
DRAWN	AY	6/6/18
CHECKED	MY	6/6/18
APPROVED		
THIS DRAWING CONTAINS INFORMATION THAT IS PROPRIETARY AND SHOULD NOT BE USED WITHOUT PRIOR WRITTEN PERMISSION FROM ADAM TECH		

ADAM TECH	909 Rahway Avenue, Union, NJ 07083 Phone: 908-687-5000 Fax: 908-687-5710	
	TITLE FAKRA PLUG SMB TYPE RIGHT ANGLE, FOR PCB	
SIZE X	PART NO. RF55-23X-T-00-50-G-X-SH	REV. A
REF: S00134C	SCALE: NTS	SHEET 1 OF 2

6

5

4

3

2

1

6

5

4

3

2

1

APPROVED: _____

DATE: _____ TITLE: _____

Rev	AWO #	Description	Date	Appr
-----	-------	-------------	------	------

SEE SHT 1 OF 2 FOR REVISION

Type	Color	For Cable	Direction	Item No	Type	Color	For Cable	Direction	Item No	Type	Color	For Cable	Direction	Item No
A	BLACK		A	RF55-23A-T-00-50-G-A-SH	F	BROWN		A	RF55-23F-T-00-50-G-A-SH	Z	WATER BLUE		A	RF55-23Z-T-00-50-G-A-SH
			B	RF55-23A-T-00-50-G-B-SH				B	RF55-23F-T-00-50-G-B-SH				B	RF55-23Z-T-00-50-G-B-SH
			C	RF55-23A-T-00-50-G-C-SH				C	RF55-23F-T-00-50-G-C-SH				C	RF55-23Z-T-00-50-G-C-SH
			D	RF55-23A-T-00-50-G-D-SH				D	RF55-23F-T-00-50-G-D-SH				D	RF55-23Z-T-00-50-G-D-SH
B	WHITE		A	RF55-23B-T-00-50-G-A-SH	G	GREY		A	RF55-23G-T-00-50-G-A-SH	L	CARMINE RED		A	RF55-23L-T-00-50-G-A-SH
			B	RF55-23B-T-00-50-G-B-SH				B	RF55-23G-T-00-50-G-B-SH				B	RF55-23L-T-00-50-G-B-SH
			C	RF55-23B-T-00-50-G-C-SH				C	RF55-23G-T-00-50-G-C-SH				C	RF55-23L-T-00-50-G-C-SH
			D	RF55-23B-T-00-50-G-D-SH				D	RF55-23G-T-00-50-G-D-SH				D	RF55-23L-T-00-50-G-D-SH
C	BLUE		A	RF55-23C-T-00-50-G-A-SH	H	VIOLET		A	RF55-23H-T-00-50-G-A-SH	M	PASTEL ORANGE		A	RF55-23M-T-00-50-G-A-SH
			B	RF55-23C-T-00-50-G-B-SH				B	RF55-23H-T-00-50-G-B-SH				B	RF55-23M-T-00-50-G-B-SH
			C	RF55-23C-T-00-50-G-C-SH				C	RF55-23H-T-00-50-G-C-SH				C	RF55-23M-T-00-50-G-C-SH
			D	RF55-23C-T-00-50-G-D-SH				D	RF55-23H-T-00-50-G-D-SH				D	RF55-23M-T-00-50-G-D-SH
D	BORDEAUX VIOLET		A	RF55-23D-T-00-50-G-A-SH	I	BEIGE		A	RF55-23I-T-00-50-G-A-SH	N	PASTEL GREEN		A	RF55-23N-T-00-50-G-A-SH
			B	RF55-23D-T-00-50-G-B-SH				B	RF55-23I-T-00-50-G-B-SH				B	RF55-23N-T-00-50-G-B-SH
			C	RF55-23D-T-00-50-G-C-SH				C	RF55-23I-T-00-50-G-C-SH				C	RF55-23N-T-00-50-G-C-SH
			D	RF55-23D-T-00-50-G-D-SH				D	RF55-23I-T-00-50-G-D-SH				D	RF55-23N-T-00-50-G-D-SH
E	GREEN		A	RF55-23E-T-00-50-G-A-SH	K	CURRY		A	RF55-23K-T-00-50-G-A-SH				A	RF55-23K-T-00-50-G-A-SH
			B	RF55-23E-T-00-50-G-B-SH				B	RF55-23K-T-00-50-G-B-SH				B	RF55-23K-T-00-50-G-B-SH
			C	RF55-23E-T-00-50-G-C-SH				C	RF55-23K-T-00-50-G-C-SH				C	RF55-23K-T-00-50-G-C-SH
			D	RF55-23E-T-00-50-G-D-SH				D	RF55-23K-T-00-50-G-D-SH				D	RF55-23K-T-00-50-G-D-SH

UNLESS OTHERWISE SPECIFIED ALL DIMENSIONS ARE MILLIMETERS. TOLERANCES: EXCEPT AS NOTED

MM	HOLES
.X ± .25	
.XX ± .15	ØXX ± .013
.XXX ± .05	

DRAWN	AY	6/6/18
CHECKED	MY	6/6/18
APPROVED		

THIS DRAWING CONTAINS INFORMATION THAT IS PROPRIETARY AND SHOULD NOT BE USED WITHOUT PRIOR WRITTEN PERMISSION FROM ADAM TECH

ADAM TECH

909 Rahway Avenue,
Union, NJ 07083
Phone: 908-687-5000
Fax: 908-687-5710

TITLE		
FAKRA PLUG SMB TYPE RIGHT ANGLE, FOR PCB		
SIZE	PART NO.	REV.
X	RF55-23X-T-00-50-G-X-SH	A
REF: S00134C	SCALE: NTS	SHEET 2 OF 2

6

5

4

3

2

1