



Connectors > RF Connectors > RF Connector Accessories > PCB RF Modules



Number of Coaxial Contacts: 12

PCB Mount Orientation: **Vertical**

Body Material: **Stainless Steel**

Connector System: **Cable-to-Cable**

Number of Positions: 12

Features

Product Type Features

Connector System	Cable-to-Cable
Connector & Contact Terminates To	Wire & Cable

Configuration Features

Number of Coaxial Contacts	12
PCB Mount Orientation	Vertical
Number of Positions	12

Electrical Characteristics

Impedance	50 Ω
-----------	------

Body Features

Body Plating Material	Passivated
Body Material	Stainless Steel

Contact Features

RF Connector Center Contact Material	Beryllium Copper
Contact Current Rating (Max)	1 A

Mechanical Attachment

Connector Mounting Type	Panel Mount
-------------------------	-------------

Dimensions

--	--



RF Contact Spacing	2.79 mm[.11 in]
--------------------	-----------------

Usage Conditions

Operating Temperature Range	-65 – 120 °C[-85 – 248 °F]
-----------------------------	----------------------------

Operation/Application

Circuit Application	Signal
---------------------	--------

Product Compliance

For compliance documentation, visit the product page on TE.com>

EU RoHS Directive 2011/65/EU	Compliant
EU ELV Directive 2000/53/EC	Compliant
China RoHS 2 Directive MIIT Order No 32, 2016	No Restricted Materials Above Threshold
EU REACH Regulation (EC) No. 1907/2006	Current ECHA Candidate List: JUNE 2023 (235) Candidate List Declared Against: JAN 2019 (197) SVHC > Threshold: Not Yet Reviewed
Halogen Content	Low Halogen - Br, Cl, F, I < 900 ppm per homogenous material. Also BFR/CFR/PVC Free
Solder Process Capability	Not applicable for solder process capability

Product Compliance Disclaimer

This information is provided based on reasonable inquiry of our suppliers and represents our current actual knowledge based on the information they provided. This information is subject to change. The part numbers that TE has identified as EU RoHS compliant have a maximum concentration of 0.1% by weight in homogenous materials for lead, hexavalent chromium, mercury, PBB, PBDE, DBP, BBP, DEHP, DIBP, and 0.01% for cadmium, or qualify for an exemption to these limits as defined in the Annexes of Directive 2011/65/EU (RoHS2). Finished electrical and electronic equipment products will be CE marked as required by Directive 2011/65/EU. Components may not be CE marked. Additionally, the part numbers that TE has identified as EU ELV compliant have a maximum concentration of 0.1% by weight in homogenous materials for lead, hexavalent chromium, and mercury, and 0.01% for cadmium, or qualify for an exemption to these limits as defined in the Annexes of Directive 2000/53/EC (ELV). Regarding the REACH Regulations, TE’s information on SVHC in articles for this part number is still based on the European Chemical Agency (ECHA) ‘Guidance on requirements for substances in articles’(Version: 2, April 2011), applying the 0.1% weight on weight concentration threshold at the finished product level. TE is aware of the European Court of Justice ruling of September 10th, 2015 also known as O5A (Once An Article Always An Article) stating that, in case of ‘complex object’, the threshold for a SVHC must be applied to both the product as a whole and simultaneously to each of the articles forming part of its composition. TE has evaluated this ruling based on the new ECHA “Guidance on requirements for substances in articles” (June 2017, version 4.0) and will be updating its statements accordingly.

Also in the Series | NanoRF



PCB RF Modules(12)



RF Contacts(3)

Customers Also Bought



TE Part #2102735-1  
BP, Half Left End, MULTIGIG RT 2R



TE Part #2102737-1  
BP, Right End, MULTIGIG RT 2R



TE Part #1-1469492-9  
MULTIGIG RT 9MM GUIDE/ESD UNKE




TE Part #1410187-3  
MULTIGIG RT T2 7RW DC DF CT




TE Part #1-1469491-2  
MULTIGIG RT GUIDEPIN, 9MM 2.60




TE Part #2302345-1  
NanoRF PIN CONTACT, BACKPLANE




TE Part #ZPF000000000164169  
DTS 24 W 11-99 PN 181



TE Part #ZPF000000000138733  
DTS 24 W 19-35 SN 181



TE Part #ZPF000000000200226  
DTS 24 W 21-35 PN 181



TE Part #ZPF000000000202684  
DTS 24 W 25-35 SD 181

Documents

Product Drawings  
NanoRF, BP, 12 POS, 67.3 D  
English

CAD Files  
3D PDF  
3D  
Customer View Model  
ENG\_CVM\_CVM\_2313376-1\_4.2d\_dxf.zip



English

Customer View Model

[ENG\\_CVM\\_CVM\\_2313376-1\\_4.3d\\_igs.zip](#)

English

Customer View Model

[ENG\\_CVM\\_CVM\\_2313376-1\\_4.3d\\_stp.zip](#)

English

By downloading the CAD file I accept and agree to the [Terms and Conditions](#) of use.

Datasheets & Catalog Pages

[Products for Aerospace and Defense](#)

English

Product Specifications

[Product Specification](#)

English

[Product Specification](#)

English

Instruction Sheets

[Instruction Sheet \(U.S.\)](#)

English