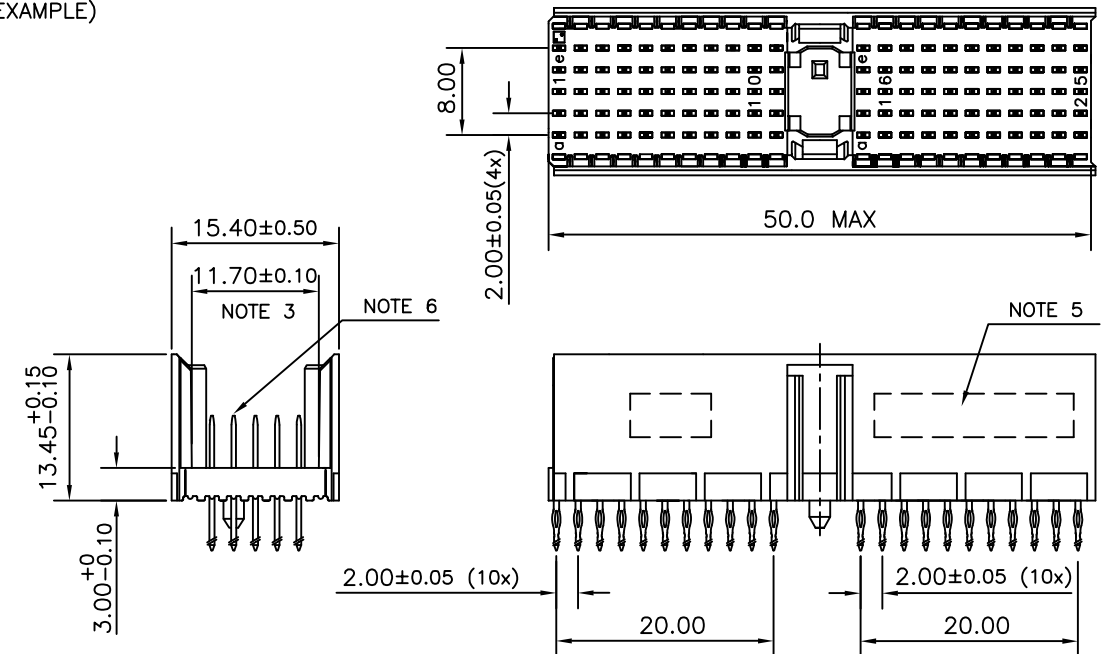


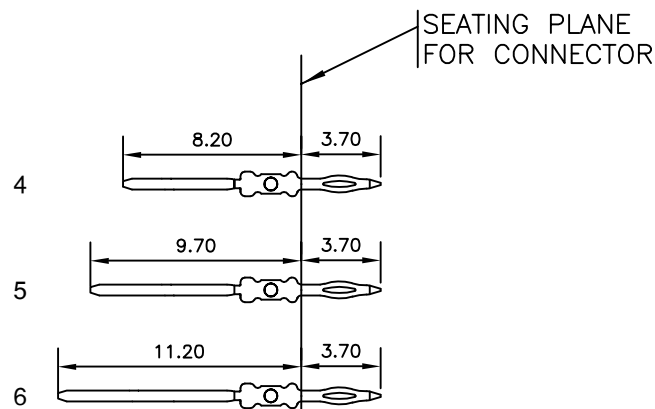
LOADING PATTERN MATING SIDE

f	0	0	0	0	0	0	0	0	0	0	0	0	0	0	0	0	0	0	0	0	0	0
e	5	4	4	5	5	5	5	5	5	5	5	5	5	5	5	5	5	5	5	5	5	5
d	4	4	5	5	5	5	5	5	5	5	5	5	5	5	5	5	5	5	5	5	5	5
c	5	4	5	5	5	5	5	5	5	6	6	5	5	5	5	5	5	5	5	5	5	5
b	5	4	4	5	5	5	5	6	6	5	5	5	5	5	5	5	5	5	5	5	5	5
a	4	4	5	5	5	5	5	5	5	5	5	5	5	5	5	5	5	5	5	5	5	5
z	0	0	0	0	0	0	0	0	0	0	0	0	0	0	0	0	0	0	0	0	0	0
POS	0	0	1	1	2	2	0	0	0	0	0	0	0	0	0	0	0	0	0	0	0	0
	1	5	0	5	0	5																

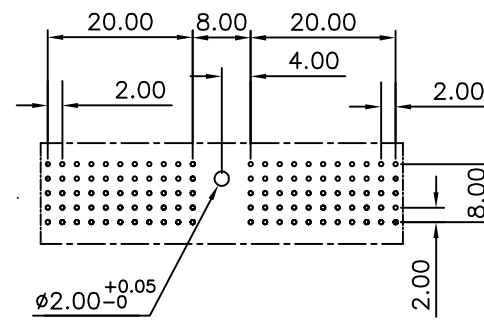
LOADED CONNECTOR ASSEMBLY (FOR EXAMPLE)



CONTACT OVERVIEW



LAY-OUT P.C.B.-HOLE



HM2P07PDE3U0 **LEAD FREE INDICATOR : LF = LEAD FREE (DIGIT 15 & 16)**

PLATING CODE (DIGIT 13 AND 14)
(REF DRW NO. BS,C , 201844 , 003)

NOTES

- THIS PRODUCT IS CSA APPROVED.
 - THIS PRODUCT IS UL RECOGNIZED.
 - MEASURED AT THE BOTTOM.
 - MATERIAL CONTACT: PHOSPHORBRONZE
HOUSING: CREAM WHITE GLASS FILLED POLYESTER UL-94V0
 - CONNECTOR PRINTED WITH P/N AND DATE CODE.
 - FOR ACTUAL CONTACT LOADINGS, SEE LOADING PATTERN MATING SIDE.
 - SHAPE OF CONNECTOR HOUSING CAN ALTER DEPENDING ON PRODUCTION LOCATION
 - THE PRODUCT (LF) MEETS EUROPEAN UNION DIRECTIVES AND OTHER COUNTRY REGULATIONS AS DESCRIBED IN GS-22-008
 - FOR RECOMMENDED PTH DIMENSIONS REFER DRAWING : BS, A , 201572 , 001
- CATALOG NO: HM2P07PDE3U0- ---

mat'l. code SEE NOTE 4		surface ISO 1302 ✓	tolerance ISO 406 ISO 1101	projection MM	product family MLLIPACS
ltr	ecn no	dr	date	tolerances unless otherwise specified	title MPACS 5+2R STR HDR PF CONN TYPE A
A	104-0087	MINI	2004/09/24	angles linear .0±0.2	
B	105-0189	MINI	2005/10/15	0°±1° .00±0.1	
C	106-0090	MINI	2006/06/28		scale -
sheet index		revision sheet	c	dr	MINI K VANDANATH 2004/09/24
				enr	BIJU K PAUL 2004/09/24
				chr	BIJU K PAUL 2006/06/28
				appd	BIJU K PAUL 2006/06/28
				FCI	
				sheet 1 of 1 size 5	
				BS, C ,203028, 149 A3	
				type Product Customer Drawing	