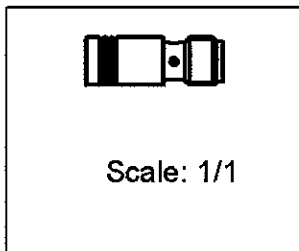
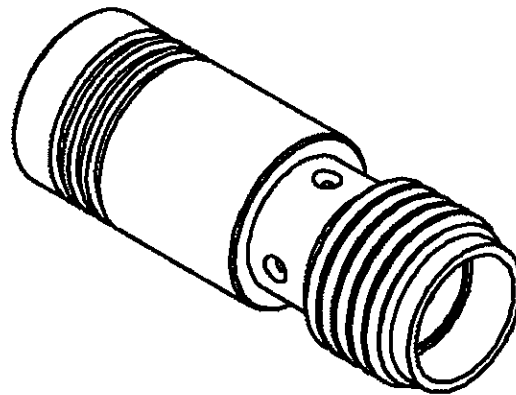
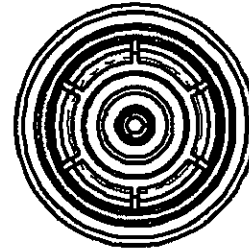
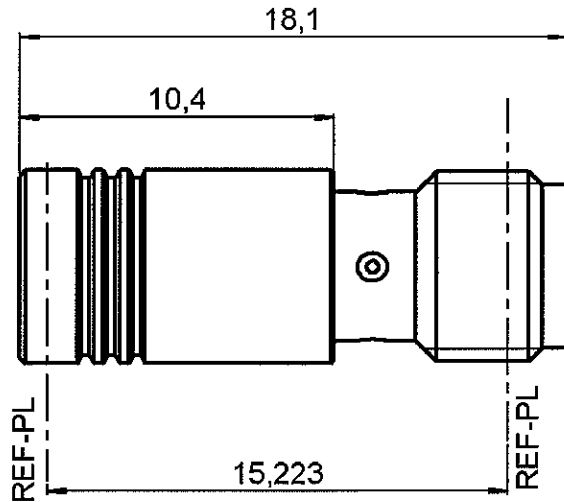


ADAPTATOR SMB FEMALE - SMA FEMALE

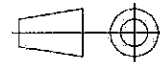
R191.203.007

Série : ADAPT

ORIGINAL



All dimensions are in mm.



COMPONENTS	MATERIALS	PLATINGS (µm)
BODY	BRASS	BBR 2
CENTER CONTACT	BERYLLIUM COPPER	GOLD 1.3 OVER COPPER 2.5
OUTER CONTACT	BERYLLIUM COPPER	BBR 2
INSULATOR	PTFE	
GASKET		
OTHERS PARTS		
-	-	-
-	-	-

Issue : 0515 A

In the effort to improve our products, we reserve the rights to make changes judged to be necessary.



ADAPTATOR SMB FEMALE - SMA FEMALE

R191.203.007

Série : ADAPT

ORIGINAL

PACKAGING

SPECIFICATION

Standard	Unit	Other
1		Contact us

ELECTRICAL CHARACTERISTICS

ENVIRONMENTAL

Impedance		50 Ω
Frequency		0-4 GHz
VSWR	1.2 +	0.000 x F(GHz) Maxi
Insertion loss		0.1 √F(GHz) dB Maxi
RF leakage	- (- F(GHz)) dB Maxi
Voltage rating		500 Veff Maxi
Dielectric withstanding voltage		1000 Veff mini
Insulation resistance		1000 MΩ mini

Operating	-65/+165 °C
Hermetic seal	NA Atm.cm3/s
Panel leakage	NA

MECHANICAL CHARACTERISTICS

OTHERS CHARACTERISTICS

Center contact retention		
Axial force – Mating end		10 N mini
Axial force – Opposite end		10 N mini
Torque		NA N.cm mini

Recommended torque		
Mating	SMA-	0 N.cm
	SMB	0 N.cm
		0 N.cm
Panel nut		N.cm

Mating life		100 Cycles mini
Weight		2.600 g

Issue : 0515 A

In the effort to improve our products, we reserve the rights to make changes judged to be necessary.

