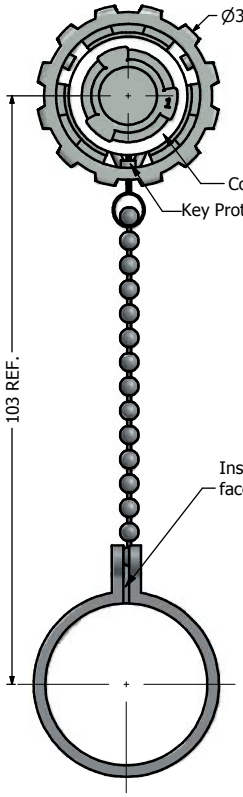

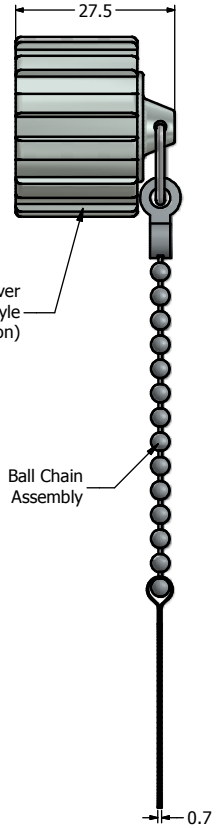

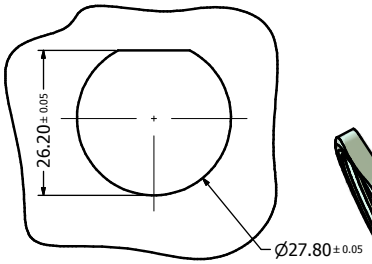

Recommended Single-D ⓓ Panel Cutout

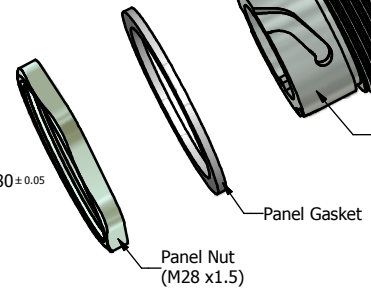

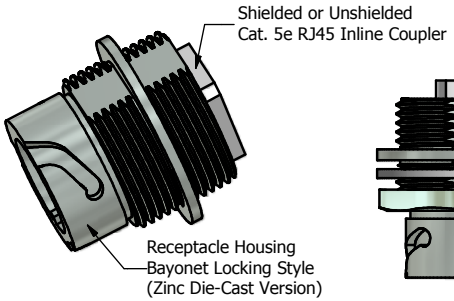

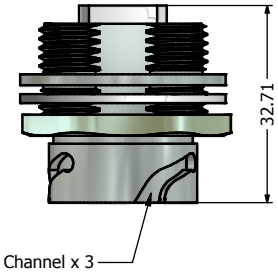

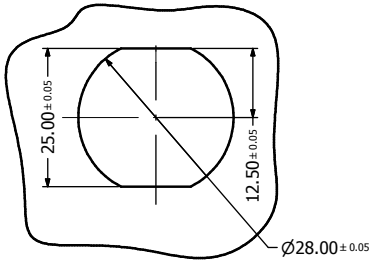

Recommanded Double-D ⓓ Panel Cutout

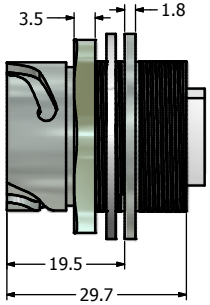

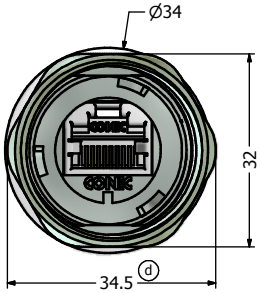

Notes:

1. Electrical Specifications:
   - Meets EIA/TIA-568-B.2 Cat.5e Specification
   - Contact Resistance: 20mOhm max.
   - Insulation Resistance: 500MOhm min. @ 100 VDC
   - Current Rating: 1.2A max. at 25˚C
   - Working Voltage: 100 VDC
   - DWV: 1000 VDC/60s Contact to Contact, 1500 VDC/60s Contact to Metal Shell
   - Operating Temperature: -40˚C to +85˚C
2. Material and Finish:
   - Receptacle Housing & Protective Cover: Zinc Die-Cast, Finish: Nickel Plated
   - Ball Chain Assembly: Copper Alloy and Stainless Steel, Nickel Plated
   - Panel Nut: Brass, Finish: Nickel Plated
   - Panel Gasket: Silicon, Color: White
   - Cover Gasket: Silcon, Color: White
   - RJ45 Jack Metal Shell: Copper Alloy, Nickel Plated
   - RJ45 Jack Plastic Housing: Glass filled PBT UL94 V-0, Color: Black
   - RJ45 Jack Contacts: Phosphor Bronze, Finish: 50u" Gold min. over Nickel
3. Connector can be front or rear mounted to a maximum panel thickness of 3.2mm.
4. IP67 rated when covered or fully mated with the appropriate mating connector
5. Recommaned Mounting Panel Nut Torque is 20 to 25 lb-inch

Directive 2002/95/EC RoHS Compliant

ⓒ ⓓ	Description	Part Number
	Nickel Plated Zinc Die-Cast with Shielded Cat5e Coupler & Protective Cover	17-101814
	Nickel Plated Zinc Die-Cast with Unshielded Cat5e RJ45 Coupler & Protective Cover	17-101824

THIS DRAWING MAY NOT BE COPIED OR REPRODUCED IN ANY WAY, NOR MAY IT BE DISCLOSED TO A THIRD PARTY WITHOUT WRITTEN PERMISSION. OWNERSHIP AND COPYRIGHT OF CONEC CORPORATION.

DOT NOT ALTER CAD DRAWING BY HAND

Customer:

Name	Title	Approval Date

Rev.	Changes	Date	Name
e	1 x e	Feb/10/2014	Vincent Ke
d	4 x d	Feb/23/2011	Vincent Ke
c	1 x c	Dec/16/2010	Vincent ke
b	1 x b	Jan/28/2010	Vincent Ke
a	original		

Tolerance
Unless otherwise specified
0 PLC ± 0.50
1 PLC ± 0.38
2 PLC ± 0.25
3 PLC ± 0.10
ANGLES ± 3°

2009	Date	Name
Draw.	Dec. 07	Vincent Ke
Appd.	Dec. 07	J. Chaudry
Norm		
D-old		

Autodesk Inventor

Scale: 1.2:1

Dim. in mm

Material: See Notes

Title: Jack Receptacle & Cover Kit with Cat. 5e RJ45 Inline Coupler
Nickel Plated Zinc Die-Cast Version

Drawing No.: 17K1A149

DIN A3

Part No.: SEE P/N TABLE

Sheet 1/1