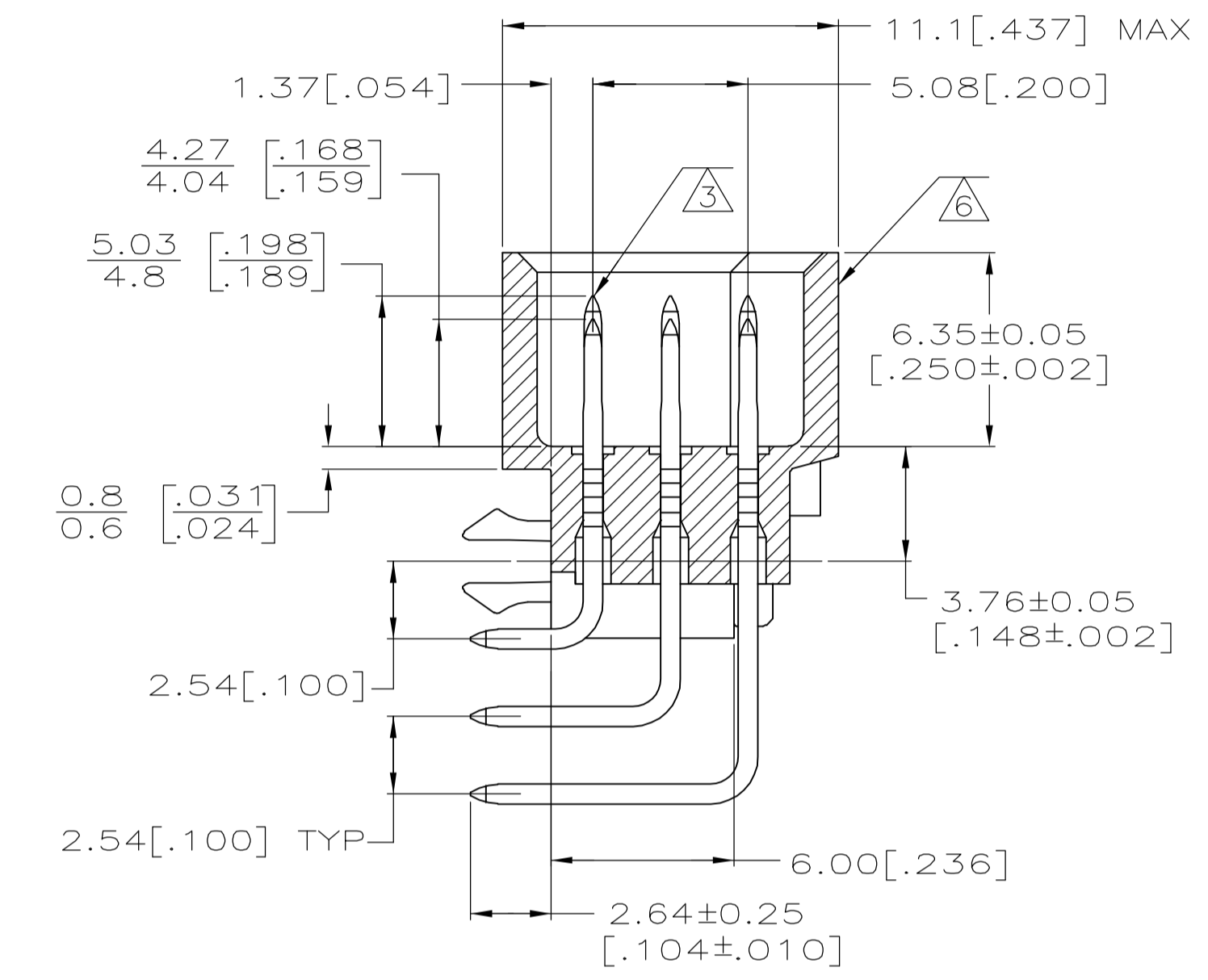
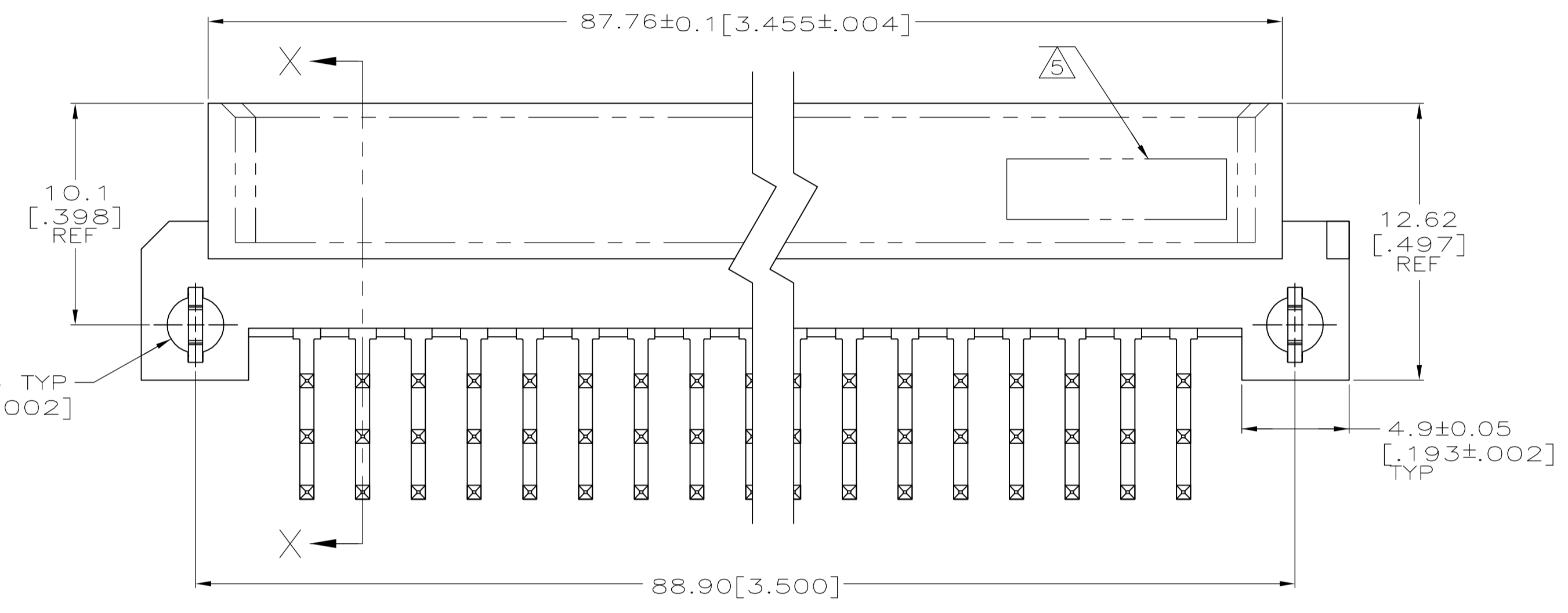
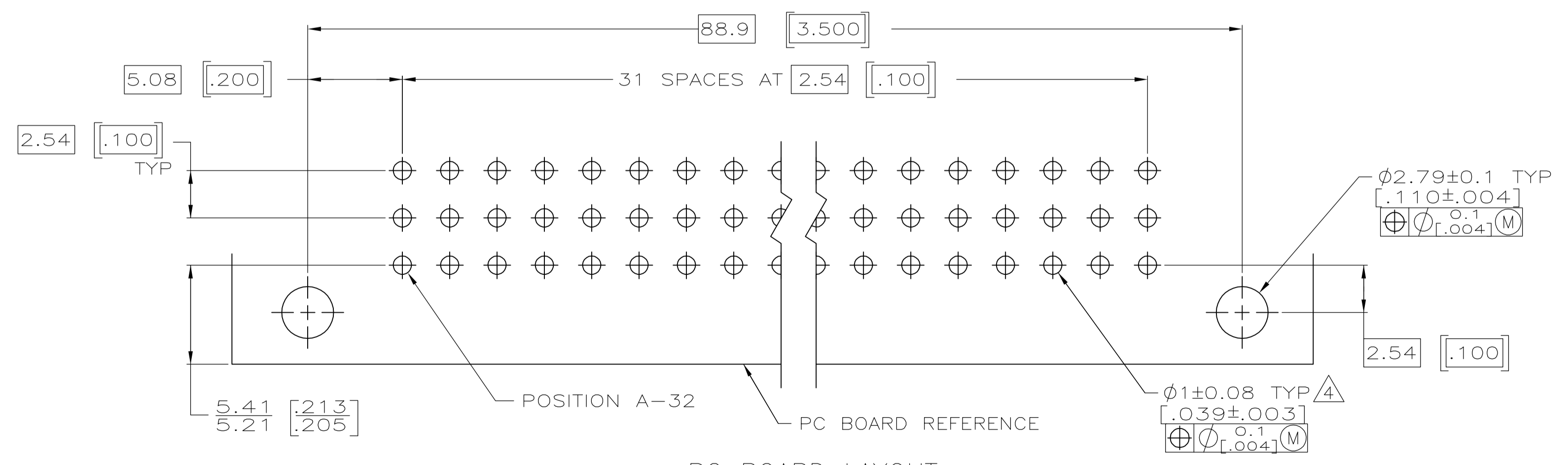
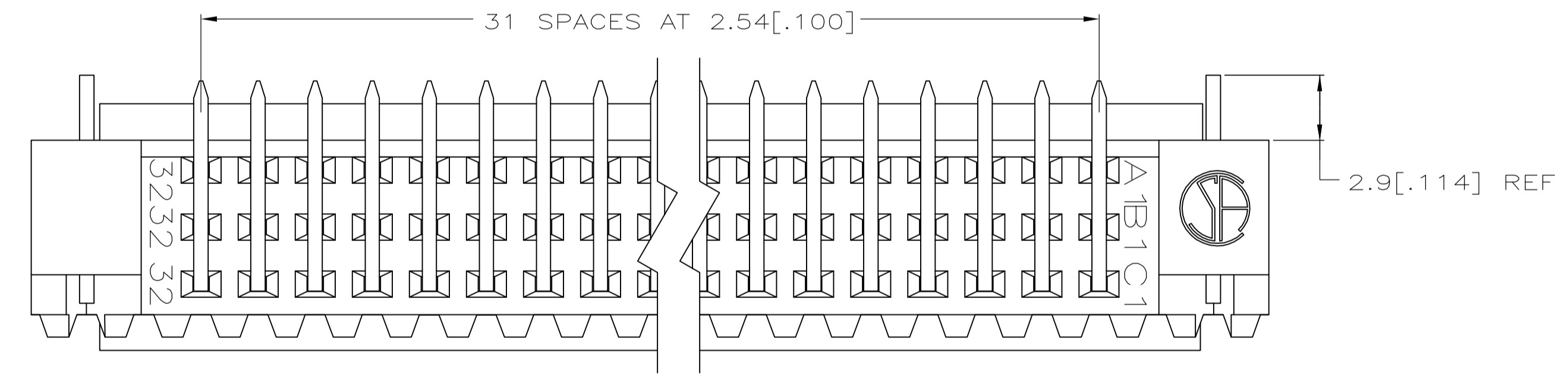


- 1 HOUSING MATERIAL: GLASS-FILLED POLYESTER. COLOR: GRAY.
- 2 POST MATERIAL: BRASS.
- 3 POST FINISH: DIN 41612 CLASS 2 IN CONTACT AREA. TIN-LEAD PLATE ON POSTS.
- 4 RECOMMENDED HOLE SIZE FOR MANUAL APPLICATION OF CONNECTOR ONTO PC BOARD.
- 5 PART NUMBER, DATE CODE MARKED THIS APPROXIMATE AREA.
- 6 MARKING ON THIS SIDE.



SECTION X-X



PC BOARD LAYOUT
 RECOMMENDED PC BOARD THICKNESS 1.57[.062]

THIS DRAWING IS A CONTROLLED DOCUMENT.		DWN L. BRINER 7/1/92		Tyco Electronics Corporation Harrisburg, PA 17105-3608	
DIMENSIONS: mm [INCHES]		CHK R. PATTERSON 7/14/92		NAME	PIN ASSEMBLY, EUROCARD, TYPE C WITH BOARD-LOCKS AND MFBL CONTACTS
TOLERANCES UNLESS OTHERWISE SPECIFIED:		APVD	PRODUCT SPEC	RESTRICTED TO	
0 PLC ± -			APPLICATION SPEC	-	
1 PLC ± -			SIZE	A1	
2 PLC ± -			WEIGHT	-	
3 PLC ± 0.13[.005]			CAGE CODE	00779	
4 PLC ± -			DRAWING NO	536366	
ANGLES ± -			SCALE	5:1	
FINISH			SHEET	1 OF 2	
MATERIAL			REV	AB	
CUSTOMER DRAWING					

POSITIONS LOADED WITH 4.93[.194] CONTACTS	POSITIONS LOADED WITH 4.16[.164] CONTACTS	ROWS	NO. OF LOADED POSITION	ASSY PART NUMBER
NONE	1-32	C	32	2-536366-2
1-32	NONE	B	32	OBSOLETE
NONE	1-32	A	32	2-536366-1
NONE	1-32	C	32	OBSOLETE
20	1-19,21-32	B	32	2-536366-0
1,20	2-19-21-32	A	32	OBSOLETE
NONE	1-32	C	32	1-536366-9
NONE	1-32	B	32	OBSOLETE
32	1-31	A	32	1-536366-8
1,2,31,32	3-30	C	32	1-536366-7
1,2,29,30,31,32	3-28	B	32	OBSOLETE
1,2,29,30,31,32	3-28	A	32	1-536366-6
NONE	1-32	C	32	1-536366-5
NONE	1-32	B	32	1-536366-4
1,3,9,27,29,31,32	2,4-8,10-26,28,30	A	32	1-536366-3
1,2,31,32	3-30	C	32	1-536366-2
NONE	1-32	B	32	1-536366-1
32	1-31	A	32	1-536366-0

POSITIONS LOADED WITH 4.93[.194] CONTACTS	POSITIONS LOADED WITH 4.16[.164] CONTACTS	ROWS	NO. OF LOADED POSITION	ASSY PART NUMBER
32	2,5,8,13-31	C	23	1-536366-6
32	13-31	B	20	OBSOLETE
1,32	4,7,13-31	A	23	1-536366-5
NONE	1-32	C	32	OBSOLETE
NONE	NONE	B	0	1-536366-4
26 & 28	1-25, 27, 29-32	A	32	OBSOLETE
5,26,28	1-4,6-25,27,29-32	C	32	1-536366-3
NONE	1-32	B	32	OBSOLETE
5,17,25,28	1-4,6-16,18-24,26,27,29-32	A	32	1-536366-2
2,31	1,3-30,32	C	32	OBSOLETE
2,31	1,3-30,32	B	32	1-536366-1
2,31	1,3-30,32	A	32	OBSOLETE
9	1-8,10-32	C	32	1-536366-0
NONE	1-32	B	32	OBSOLETE
9	1-8,10-32	A	32	536366-9
NONE	1-32	C	32	OBSOLETE
1-9,26-32	10-25	B	32	536366-8
NONE	1-32	A	32	OBSOLETE
1,12,14,21,22,32	2-11,13,15-20,23-31	C	32	536366-7
12,14,21,22,32	1-11,13,15-20,23-31	B	32	OBSOLETE
1,12,14,21,22,32	2-11,13,15-20,23-31	A	32	536366-6
5,26,28	1-4,6-25,27,29-32	C	32	536366-5
NONE	NONE	B	0	536366-4
5,17,25,28	1-4,6-16,18-24,26,27,29-32	A	32	OBSOLETE
31	1-30,32	C	32	536366-3
1,2,31	3-30,32	B	32	OBSOLETE
31	1-30,32	A	32	536366-2
1-31	32	C	32	OBSOLETE
1-32	NONE	B	32	536366-1
1-31	32	A	32	536366-0
1,2,31,32	3-30	C	32	536366-9
12	1-11,13-32	B	32	OBSOLETE
NONE	1-32	A	32	536366-8
1,32	2-31	C	32	536366-7
NONE	1-32	B	32	536366-6
1,32	2-31	A	32	536366-5
3-30	1,2,31,32	C	32	536366-4
3-30	1,2,31,32	B	32	OBSOLETE
1,3-30,32	2,31	A	32	536366-3
3-30	1,2,31,32	C	32	OBSOLETE
1,3-30,32	2,31	B	32	536366-2
1,3-30,32	2,31	A	32	OBSOLETE
1,2,31,32	3-30	C	32	536366-1
1,2,31,32	3-30	B	32	OBSOLETE
1,2,31,32	3-30	A	32	536366-0
1,32	2-31	C	32	536366-9
1,32	2-31	B	32	OBSOLETE
1,32	2-31	A	32	536366-8

THIS DRAWING IS A CONTROLLED DOCUMENT.

DIMENSIONS: mm [INCHES]

TOLERANCES UNLESS OTHERWISE SPECIFIED:
 0 PLC ± -
 1 PLC ± -
 2 PLC ± -
 3 PLC ± 0.13[.005]
 4 PLC ± -
 ANGLES ± -

MATERIAL SEE SHEET FINISH SEE SHEET 1

THIS DRAWING IS A CONTROLLED DOCUMENT. DWN L. BRINER 10/21/98 CHK C. RICHARD 10/21/98 APVD -

tyco Electronics Tyco Electronics Corporation Harrisburg, PA 17105-3608

NAME PIN ASSEMBLY, EUROCARD, TYPE C WITH BOARD-LOCKS AND MFBL CONTACTS

PRODUCT SPEC - APPLICATION SPEC -

SIZE A1 CASE CODE 00779 DRAWING NO. 536366 RESTRICTED TO -

WEIGHT - SCALE 5:1 SHEET 2 OF 2 REV AB

CUSTOMER DRAWING