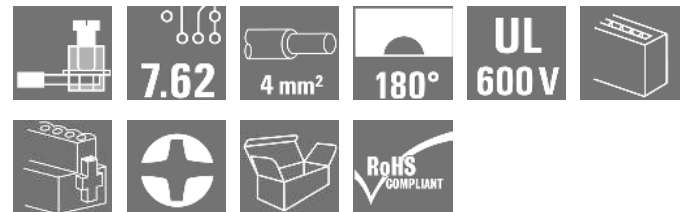


**OMNIMATE Power - series BL/SL 7.62IT
BLZ 7.62IT/06/180MF5 SN BK BX**

Weidmüller Interface GmbH & Co. KG
 Klingenbergstraße 16
 D-32758 Detmold
 Germany
 Fon: +49 5231 14-0
 Fax: +49 5231 14-292083
 www.weidmueller.com

Product image

Similar to illustration

180° female plug with a 7.62 pitch for IT power networks. Meets the requirements of UL1059 600 V class C. In combination with male header SL 7.62 IT... With leading contact. Meets the extended requirements on 5.5 mm touch safety for IT power networks as per IEC 61800-5-1 for 400 V to earth. The self-locking middle flange which can optionally be screwed, reduces space requirements by one pitch width in comparison with conventional solutions.
 On request also available without middle flange interlock.

General ordering data

Type	BLZ 7.62IT/06/180MF5 SN BK BX
Order No.	1398920000
Version	PCB plug-in connector, female plug, 7.62 mm, No. of poles: 6, Clamping yoke connection, Clamping range, max. : 4 mm², Box
GTIN (EAN)	4050118200867
Qty.	25 pc(s).
Product data	IEC: 630 V / 29 A / 0.08 - 4 mm² UL: 600 V / 20 A / AWG 20 - AWG 12
Packaging	Box

**OMNIMATE Power - series BL/SL 7.62IT
BLZ 7.62IT/06/180MF5 SN BK BX**

Weidmüller Interface GmbH & Co. KG
 Klingenbergstraße 16
 D-32758 Detmold
 Germany
 Fon: +49 5231 14-0
 Fax: +49 5231 14-292083
 www.weidmueller.com

Technical data**Dimensions and weights**

Height	21.2 mm	Height (inches)	0.835 inch
Depth	23.4 mm	Depth (inches)	0.921 inch
Net weight	13.24 g		

system parameters

Product family	OMNIMATE Power - series BL/SL 7.62IT	Type of connection	Field connection
Wire connection method	Clamping yoke connection	Pitch in mm (P)	7.62 mm
Pitch in inches (P)	0.3 inch	No. of poles	6
L1 in mm	45.72 mm	L1 in inches	1.8 inch
Number of rows	1	Pin series quantity	1
Rated cross-section	2.5 mm ²	Touch-safe protection acc. to DIN VDE 57 106	Safe from finger touch
Touch-safe protection acc. to DIN VDE 0470	IP 20	Volume resistance	5.00 mΩ
Can be coded	Yes	Stripping length	7 mm
Tightening torque, min.	0.4 Nm	Tightening torque, max.	0.5 Nm
Clamping screw	M 2.5	Screwdriver blade	0.6 x 3.5
Screwdriver blade standard	DIN 5264	Plugging force/pole, max.	9.5 N
Pulling force/pole, max.	8.5 N		

Material data

Insulating material	PBT	Colour	black
Colour chart (similar)	RAL 9011	Insulating material group	IIIa
CTI	≥ 200	Insulation strength	≥ 10 ⁸ Ω
UL 94 flammability rating	V-0	GWFI	960 °C
Contact material	Copper alloy	Contact surface	tinned
Layer structure of plug contact	4-8 μm Sn hot-dip tinned	Storage temperature, min.	-25 °C
Storage temperature, max.	55 °C	Max. relative humidity during storage	80 %
Operating temperature, min.	-50 °C	Operating temperature, max.	100 °C
Temperature range, installation, min.	-25 °C	Temperature range, installation, max.	100 °C

Conductors suitable for connection

Clamping range, min.	0.08 mm ²
Clamping range, max.	4 mm ²
Wire connection cross section AWG, min.	AWG 28
Wire connection cross section AWG, max.	AWG 12
Solid, min. H05(07) V-U	0.08 mm ²
Solid, max. H05(07) V-U	4 mm ²
Flexible, min. H05(07) V-K	0.08 mm ²
Flexible, max. H05(07) V-K	4 mm ²
w. plastic collar ferrule, DIN 46228 pt 4, 0.2 mm ² min.	
w. plastic collar ferrule, DIN 46228 pt 4, 2.5 mm ² max.	
w. wire end ferrule, DIN 46228 pt 1, min 0.2 mm ²	
w. wire end ferrule, DIN 46228 pt 1, 2.5 mm ² max.	
Plug gauge in accordance with EN 60999 a x b; ø	2.8 mm x 2.4 mm

Creation date June 12, 2019 9:21:05 PM CEST

Catalogue status 07.06.2019 / We reserve the right to make technical changes.

**OMNIMATE Power - series BL/SL 7.62IT
BLZ 7.62IT/06/180MF5 SN BK BX**

Weidmüller Interface GmbH & Co. KG
Klingenbergstraße 16
D-32758 Detmold
Germany
Fon: +49 5231 14-0
Fax: +49 5231 14-292083
www.weidmueller.com

Technical data

Clampable conductor	Cross-section for conductor connection	Type	fine-wired
		nominal	0.5 mm ²
AEH	Cross-section for conductor connection	Stripping length	nominal 6 mm
AEH		Type	fine-wired
AEH	Cross-section for conductor connection	nominal	1 mm ²
AEH		Stripping length	nominal 6 mm
AEH	Cross-section for conductor connection	Type	fine-wired
AEH		nominal	1.5 mm ²
AEH	Cross-section for conductor connection	Stripping length	nominal 7 mm
AEH		Type	fine-wired
AEH	Cross-section for conductor connection	nominal	2.5 mm ²
AEH		Stripping length	nominal 7 mm
AEH	Cross-section for conductor connection	Type	fine-wired
AEH		nominal	0.75 mm ²
AEH	Cross-section for conductor connection	Stripping length	nominal 6 mm

Max. clamping range 4 mm²

Rated data acc. to IEC

tested acc. to standard	IEC 60664-1, IEC 61984	Rated current, min. no. of poles (Tu=20°C)	29 A
Rated current, max. no. of poles (Tu=20°C)	26.5 A	Rated current, min. no. of poles (Tu=40°C)	25 A
Rated current, max. no. of poles (Tu=40°C)	23 A	Rated voltage for surge voltage class / pollution degree II/2	630 V
Rated voltage for surge voltage class / pollution degree III/2	500 V	Rated voltage for surge voltage class / pollution degree III/3	400 V
Rated impulse voltage for surge voltage class/ pollution degree II/2	4 kV	Rated impulse voltage for surge voltage class/ pollution degree III/2	6 kV
Rated impulse voltage for surge voltage class/ contamination degree III/3	6 kV	Short-time withstand current resistance	3 x 1s with 180 A
Clearance, min.	9.8 mm	Creepage distance, min.	11.3 mm

Rated data acc. to CSA

Institute (CSA)		Certificate No. (CSA)	200039-1121690
Rated voltage (Use group B / CSA)	600 V	Rated voltage (Use group C / CSA)	600 V
Rated voltage (Use group D / CSA)	600 V	Rated current (Use group B / CSA)	20 A
Rated current (Use group C / CSA)	20 A	Rated current (Use group D / CSA)	5 A
Wire cross-section, AWG, min.	AWG 20	Wire cross-section, AWG, max.	AWG 12
Reference to approval values	Specifications are maximum values, details - see approval certificate.		

**OMNIMATE Power - series BL/SL 7.62IT
BLZ 7.62IT/06/180MF5 SN BK BX**

Weidmüller Interface GmbH & Co. KG
Klingenbergstraße 16
D-32758 Detmold
Germany
Fon: +49 5231 14-0
Fax: +49 5231 14-292083
www.weidmueller.com

Technical data
Rated data acc. to UL 1059

Institute (cURus)



Certificate No. (cURus)

E60693

Rated voltage (Use group B / UL 1059)	600 V	Rated voltage (Use group C / UL 1059)	600 V
Rated voltage (Use group D / UL 1059)	600 V	Rated current (Use group B / UL 1059)	20 A
Rated current (Use group C / UL 1059)	20 A	Rated current (Use group D / UL 1059)	5 A
Wire cross-section, AWG, min.	AWG 20	Wire cross-section, AWG, max.	AWG 12
Reference to approval values	Specifications are maximum values, details - see approval certificate.		

Packing

Packaging	Box	VPE length	0
VPE width	0	VPE height	0

Classifications

ETIM 4.0	EC002637	ETIM 5.0	EC002637
ETIM 6.0	EC002638	eClass 6.2	27-26-07-04
eClass 7.1	27-44-04-02	eClass 8.1	27-44-04-02
eClass 9.0	27-44-03-09	eClass 9.1	27-44-03-09

Notes

Notes

- Additional colours on request
- Gold-plated contact surfaces on request
- Rated current related to rated cross-section & min. No. of poles.
- Wire end ferrule without plastic collar to DIN 46228/1
- Wire end ferrule with plastic collar to DIN 46228/4
- P on drawing = pitch
- Rated data refer only to the component itself. Clearance and creepage distances to other components are to be designed in accordance with the relevant application standards.
- MFX and MSFX: X= Position of the middle flange e.g. MF2, MSF3

IPC conformity

Conformity: The products are developed, manufactured and delivered according international recognized standards and norms and comply with the assured properties in the data sheet resp. fulfill decorative properties in accordance with IPC-A-610 "Class 2". Further claims on the products can be evaluated on request.

Approvals

Approvals



ROHS

Conform

Data sheet**OMNIMATE Power - series BL/SL 7.62IT
BLZ 7.62IT/06/180MF5 SN BK BX**

Weidmüller Interface GmbH & Co. KG
Klingenbergstraße 16
D-32758 Detmold
Germany
Fon: +49 5231 14-0
Fax: +49 5231 14-292083
www.weidmueller.com

Technical data**Downloads**

Approval/Certificate/Document of Conformity	Declaration of the Manufacturer
Brochure/Catalogue	FL DRIVES EN MB DEVICE MANUF. EN FL DRIVES DE FL HEATING ELECTR EN FL APPL INVERTER EN FL_BASE_STATION_EN FL ELEVATOR EN FL POWER SUPPLY EN FL 72H SAMPLE SER EN PO OMNIMATE EN
Motion controllers white paper	Download Whitepaper
User Documentation	QR-Code product handling video
White Paper UL 600 V	Download Whitepaper

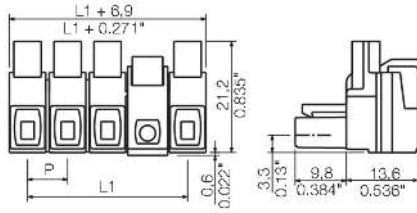
Data sheet

**OMNIMATE Power - series BL/SL 7.62IT
BLZ 7.62IT/06/180MF5 SN BK BX**

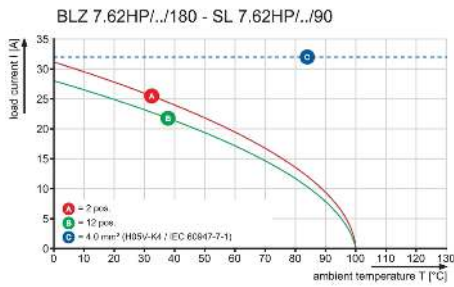
Weidmüller Interface GmbH & Co. KG
 Klingenbergstraße 16
 D-32758 Detmold
 Germany
 Fon: +49 5231 14-0
 Fax: +49 5231 14-292083
 www.weidmueller.com

Drawings

Dimensional drawing



Graph



Graph

