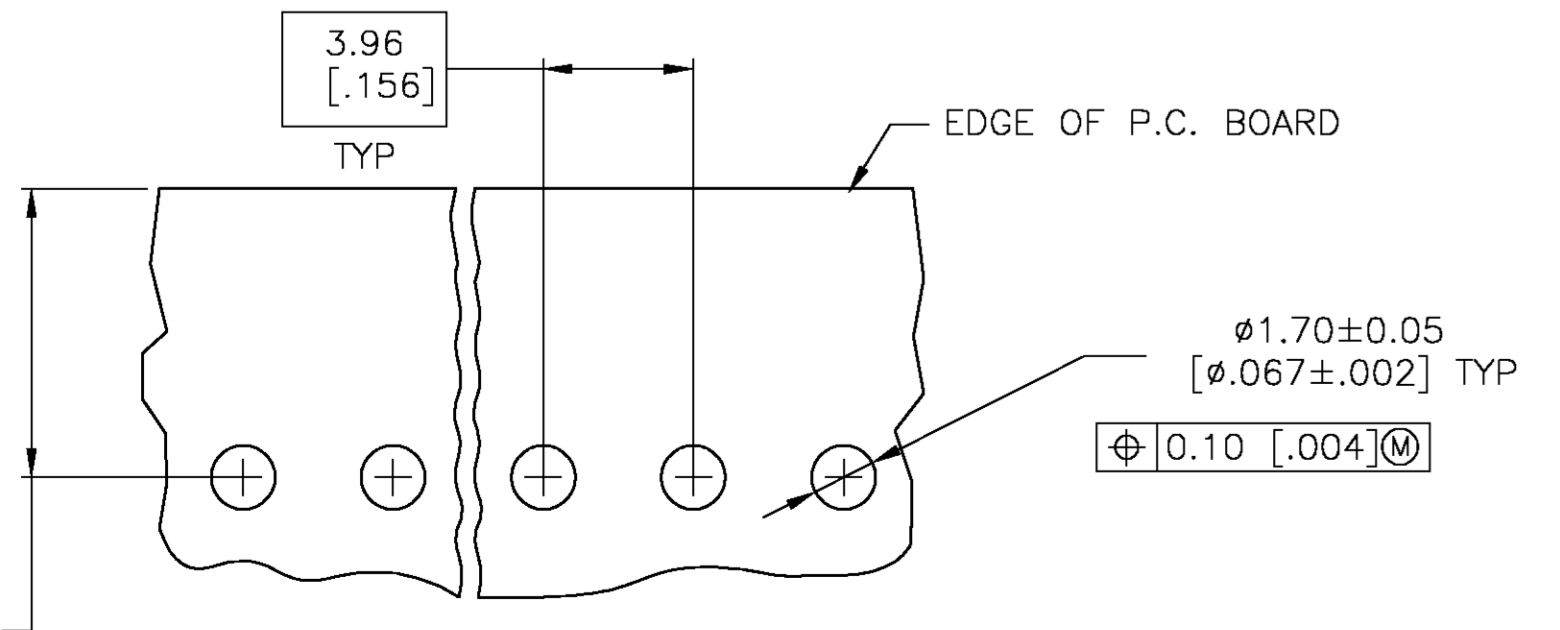
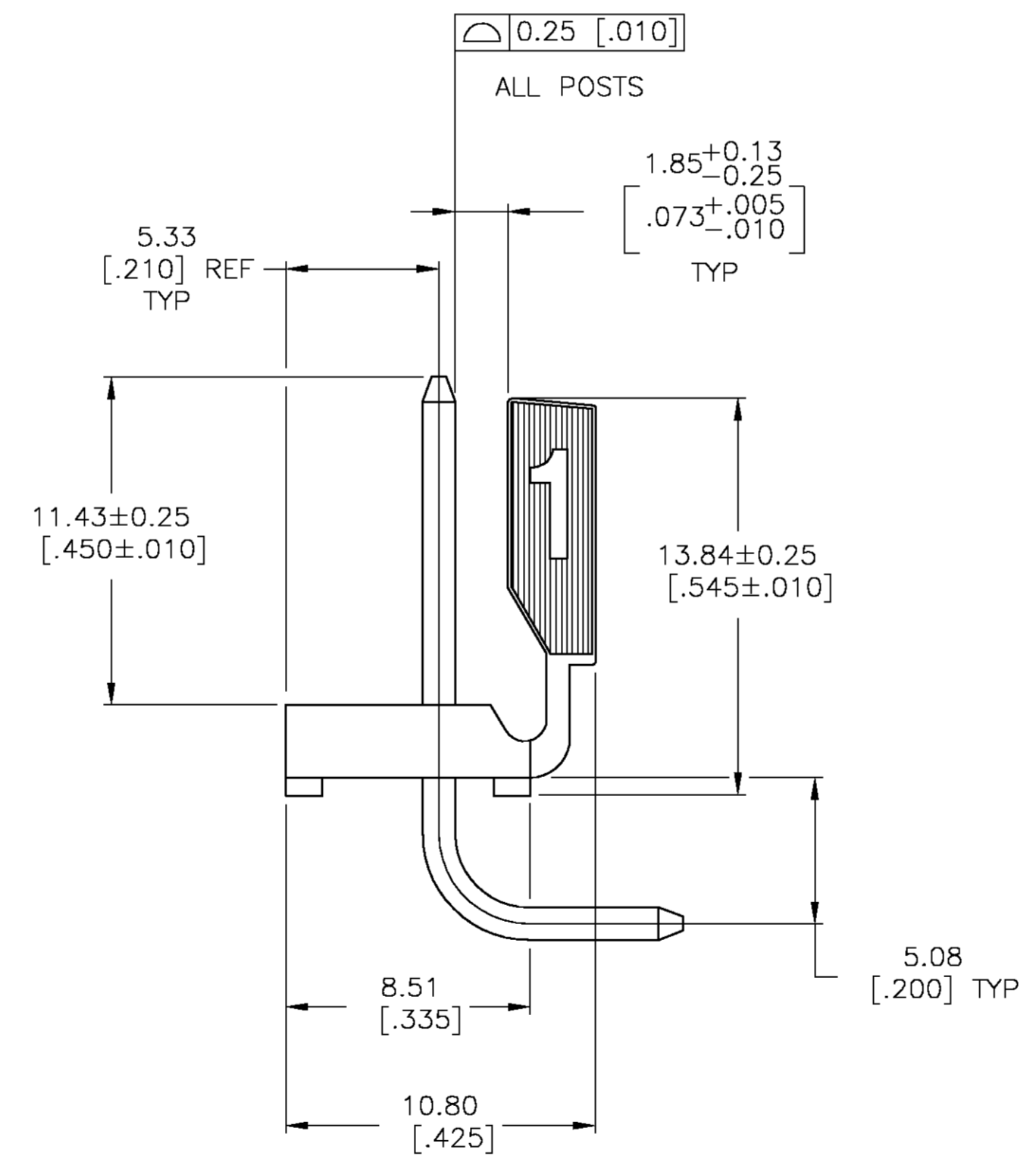
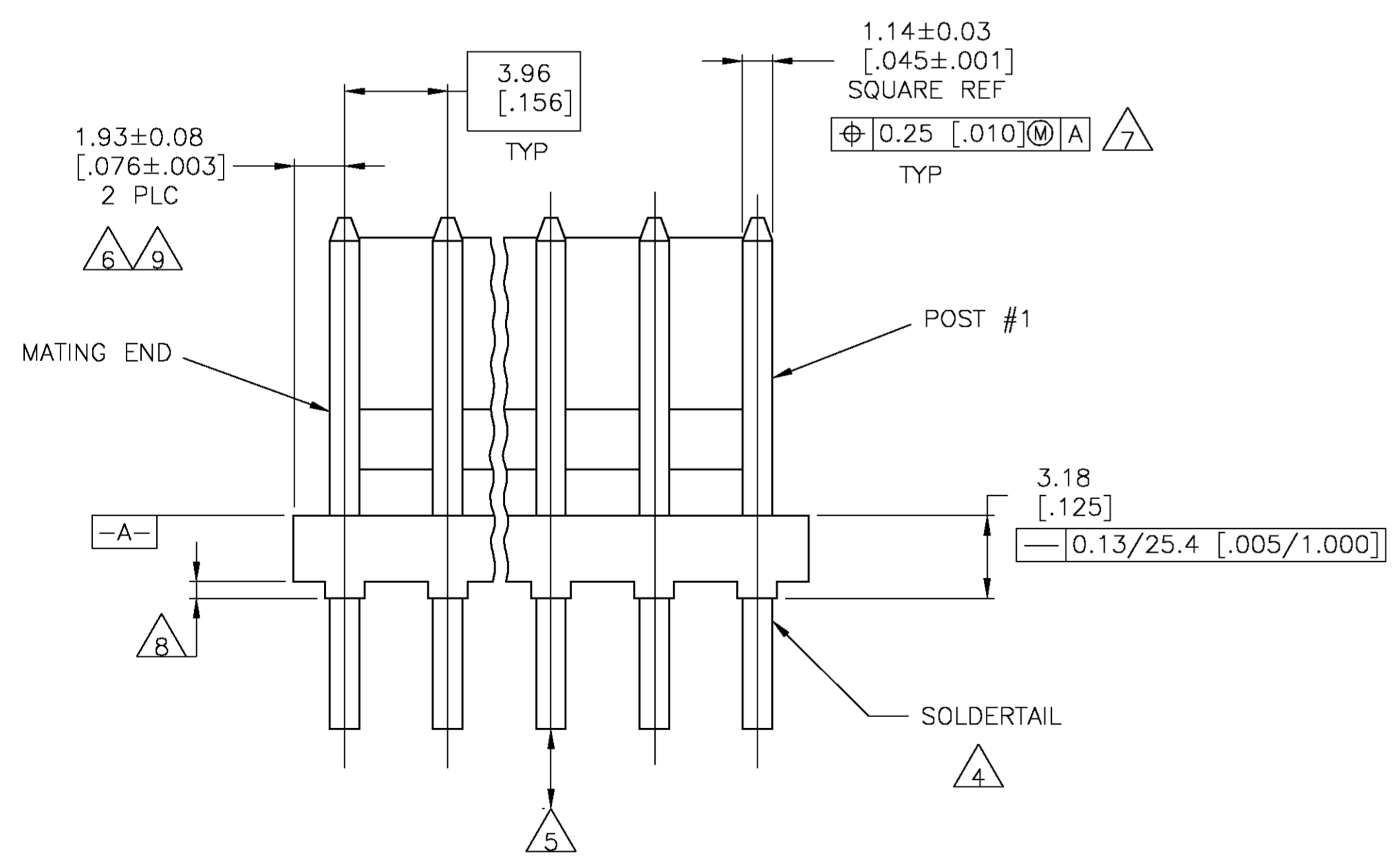


INTERRUPTED WALL FOR POSITION SIZES 6 AND ABOVE

12



RECOMMENDED MOUNTING HOLE PATTERN FOR 1.57 [.062] THICK P.C. BOARD

- 1 MATERIAL
HOUSING: THERMOPLASTIC POLYESTER, GLASS FILLED, UL94V-O.
POST: COPPER ALLOY
- 2 FINISH
HOUSING: NATURAL
POST: BRIGHT TIN-LEAD (93/7) PLATE, 0.00380-0.00880 [.000150-.000350] THK OVER NICKEL UNDERPLATE, 0.00130 [.000050] MIN THK.
- 3 UL MARKING MAY NOT APPEAR ON THE 2 OR 3 POSITION SIZES.
CSA MARKING MAY NOT APPEAR ON THE 2 POSITION SIZE.
- 4 POST SOLDER TAILS COMPLY WITH AMP SOLDERABILITY SPEC 109-11-2.
- 5 POST WITHSTANDS 13.34N [3 LB] MIN AXIAL FORCE IN EITHER DIRECTION WITHOUT DISLODGING.
- 6 APPLIES AT -A-
- 7 APPLIES WHEN THE HEADER IS STRAIGHT.
- 8 PLASTIC PROJECTIONS PERMITTED IN THIS ZONE.
- 9 COORDINATE DIMENSIONS APPLIES FROM THE CENTER OF THE ACTUAL FEATURE.
- 10 SOLDER SIDE OF BOARD IS SHOWN.
- 11. DIMENSIONS IN BRACKETS ARE IN INCHES.
- 12 ALL POSITION SIZES HAVE THE BACKWALL NOTCHED ON BOTH ENDS AS SHOWN. THE 2 THRU 5 POSITION SIZES HAVE SOLID BACKWALLS. POSITION SIZES 6 AND ABOVE HAVE AN INTERRUPTED BACKWALL AT VARIOUS LOCATIONS (SEE TABLE FOR INTERRUPTION(S) LOCATIONS).
- 13 EDGE OF POLARIZING LOCK WALL TO BE IN LINE WITH CENTERLINE OF ADJACENT POST WITHIN ±0.13 [.005]
- 14 FINISH
HOUSING: NATURAL
POST: MATTE TIN PLATE, .000150" MIN THICK OVER NICKEL.

FINISH	BACKWALL INTERRUPTION(S) BETWEEN POST	L	NO. OF POSITIONS	PART NO
14	4&5, 7&8, 11&12, 14&15	71.20 [2.803]	18	4-644614-8
	4&5, 7&8, 10&11, 13&14	67.23 [2.647]	17	4-644614-7
	4&5, 8&9, 12&13	63.27 [2.491]	16	4-644614-6
	4&5, 8&9, 11&12	59.31 [2.335]	15	4-644614-5
	4&5 7&8, 10&11	55.35 [2.179]	14	4-644614-4
	4&5 7&8, 10&11	51.38 [2.023]	13	4-644614-3
	4&5, 8&9	47.42 [1.867]	12	4-644614-2
	4&5, 7&8	43.46 [1.711]	11	4-644614-1
	3&4, 7&8	39.50 [1.555]	10	4-644614-0
	3&4, 6&7	35.53 [1.399]	9	3-644614-9
	4&5	31.57 [1.243]	8	3-644614-8
	4&5	27.61 [1.087]	7	3-644614-7
	3&4	23.65 [.931]	6	3-644614-6
	NONE	19.69 [.775]	5	3-644614-5
2	4&5, 7&8, 11&12, 14&15	71.20 [2.803]	18	1-644614-8
	4&5, 7&8, 10&11, 13&14	67.23 [2.647]	17	1-644614-7
	4&5, 8&9, 12&13	63.27 [2.491]	16	1-644614-6
	4&5, 8&9, 11&12	59.31 [2.335]	15	1-644614-5
	4&5 7&8, 10&11	55.35 [2.179]	14	1-644614-4
	4&5 7&8, 10&11	51.38 [2.023]	13	1-644614-3
	4&5, 8&9	47.42 [1.867]	12	1-644614-2
	4&5, 7&8	43.46 [1.711]	11	1-644614-1
	3&4, 7&8	39.50 [1.555]	10	1-644614-0
	3&4, 6&7	35.53 [1.399]	9	644614-9
	4&5	31.57 [1.243]	8	644614-8
	4&5	27.61 [1.087]	7	644614-7
	3&4	23.65 [.931]	6	644614-6
	NONE	19.69 [.775]	5	644614-5
NONE	15.72 [.619]	4	644614-4	
NONE	11.76 [.463]	3	644614-3	
NONE	7.80 [.307]	2	644614-2	



THIS DRAWING IS A CONTROLLED DOCUMENT. DWN L. SMITH 2 DEC 93
 CHK R. SWING 2 DEC 93
 APVD D. CLARK 15 DEC 93

TOLERANCES UNLESS OTHERWISE SPECIFIED:
 0 PLC ± -
 1 PLC ± -
 2 PLC ± -
 3 PLC ± -
 4 PLC ± -
 ANGLES ± -

NAME: MTA-156 HEADER ASSEMBLY, POLARIZED LOCK, RIGHT ANGLE REAR BEND, .045 SQUARE POST TIN-LEAD PLATED, WITHOUT RETENTION PEGS

APPLICATION SPEC: PRODUCT SPEC

SIZE: A1 DATE CODE: 00779 DRAWING NO: 644614

WEIGHT: -

CUSTOMER DRAWING SCALE: 5:1 SHEET: 1 OF 1 REV: E

Tyco Electronics Corporation
 Harrisburg, Pa 17105-3608